

A. COOK.
Braid-Pin.

No. 220,126.

Patented Sept. 30, 1879.

Fig. 1.

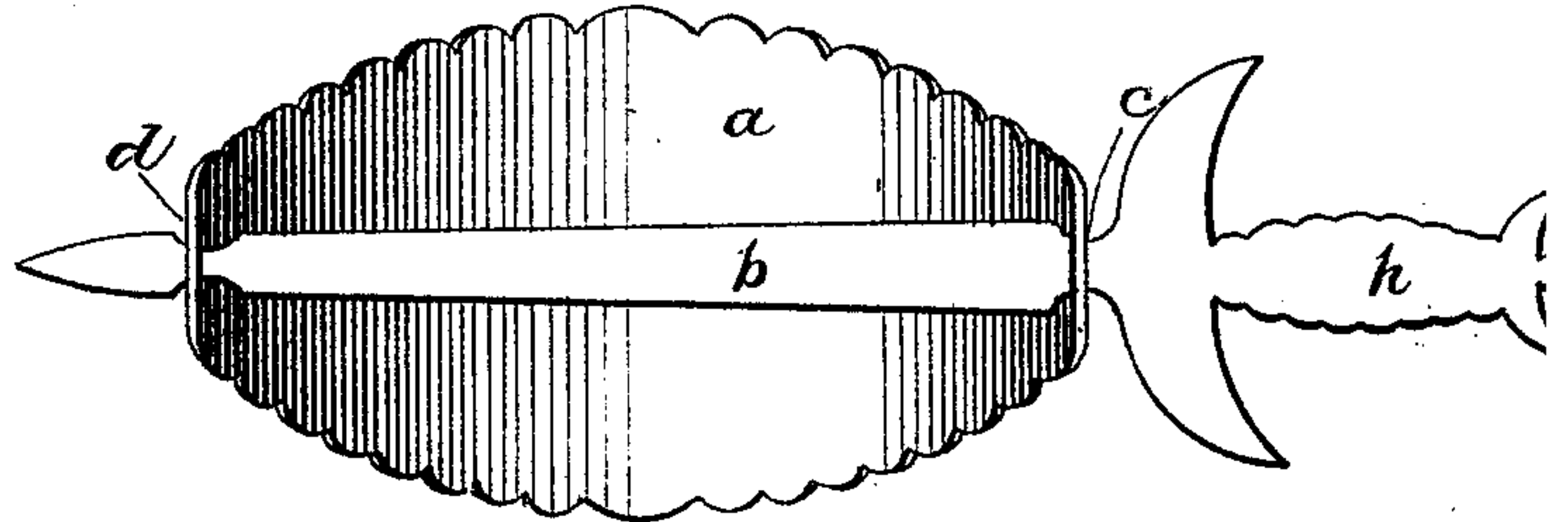


Fig. 2.

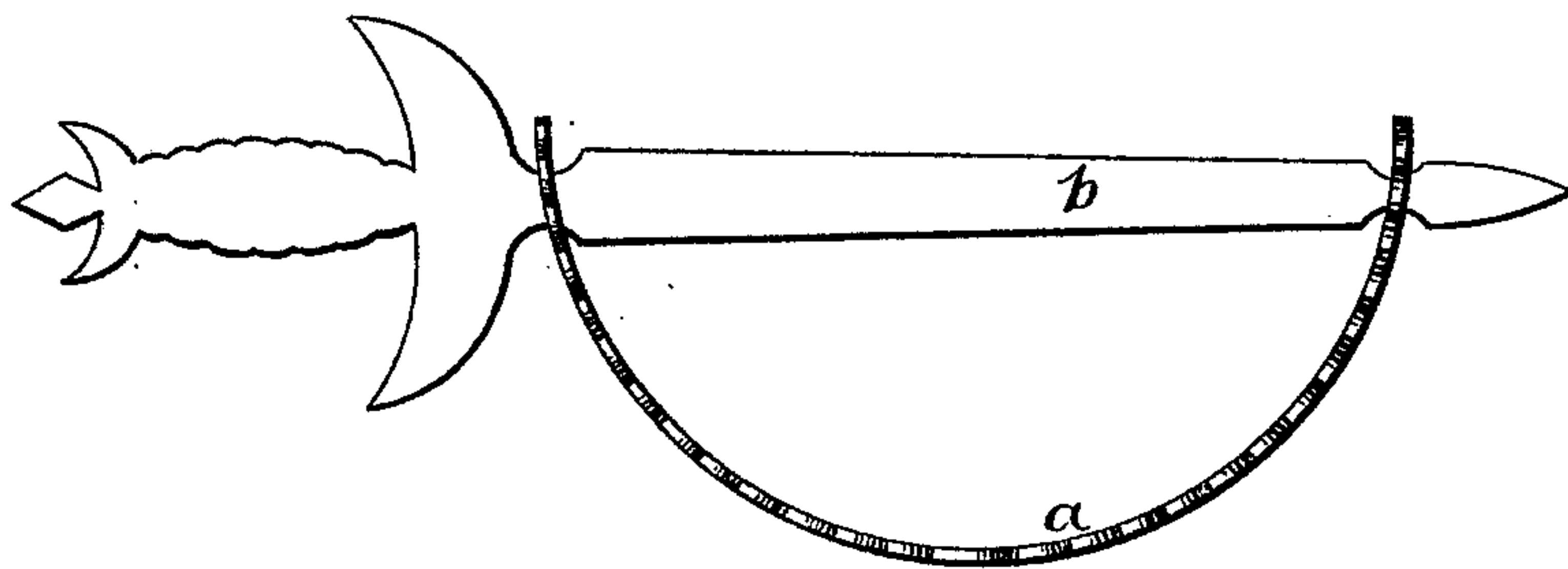


Fig. 3.

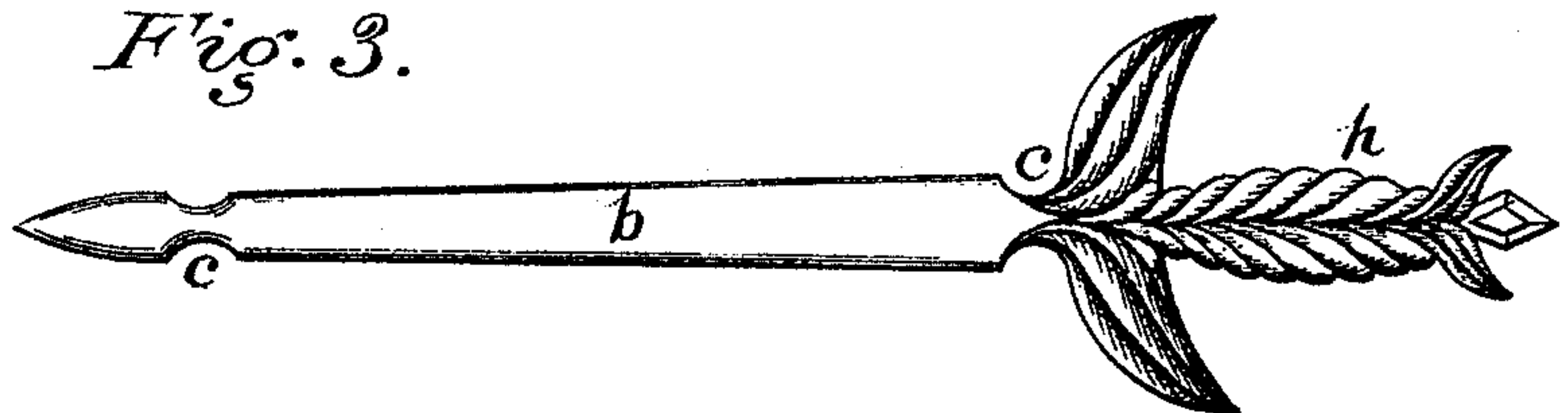
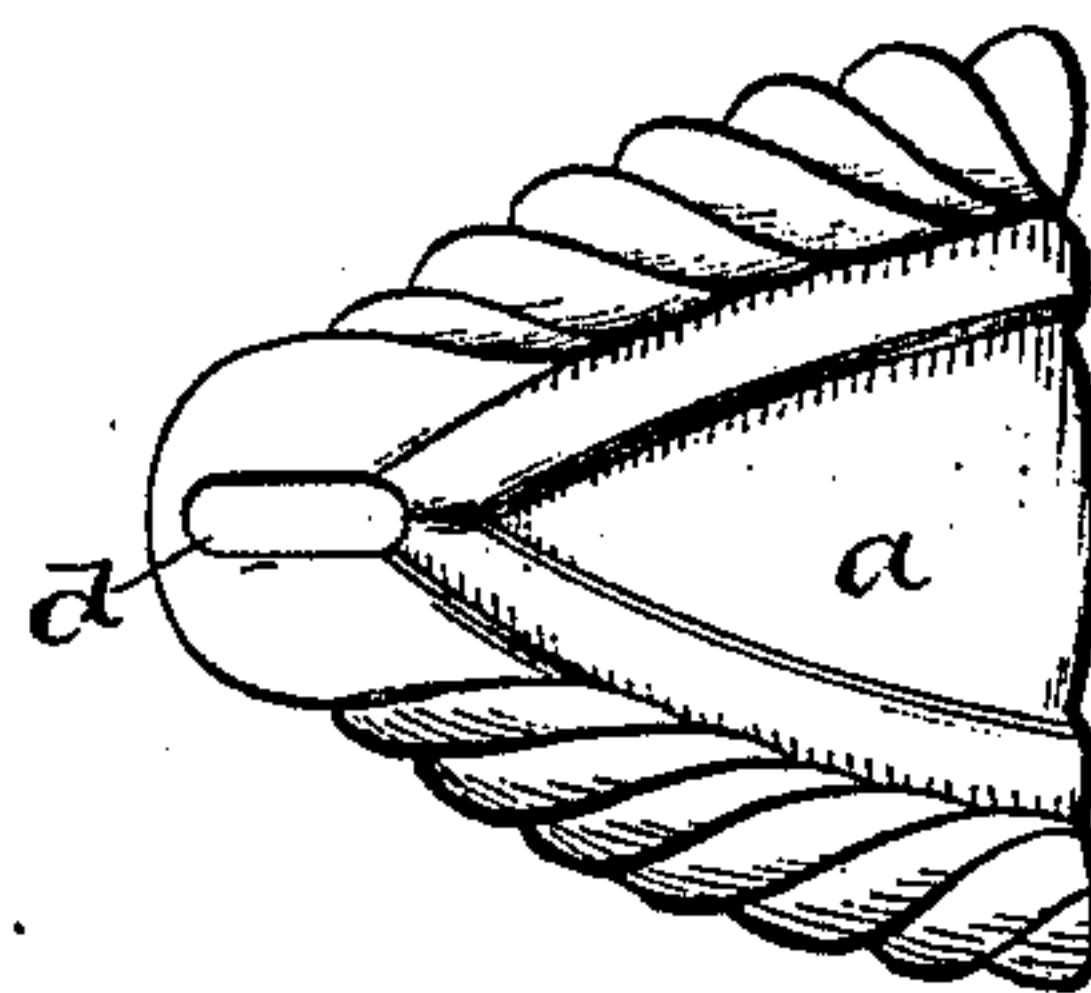


Fig. 4.



Witnesses:
Jules Halbram
Robert J. Kearney.

Inventor
Oldrich Co
per C. H. Forbes

UNITED STATES PATENT OFFICE.

ALDRICH COOK, OF LEOMINSTER, MASSACHUSETTS.

IMPROVEMENT IN BRAID-PINS.

Specification forming part of Letters Patent No. **220,126**, dated September 30, 1879; application filed June 21, 1879.

To all whom it may concern:

Be it known that I, ALDRICH COOK, of Leominster, in the county of Worcester and State of Massachusetts, have invented a new and useful Improvement in Braid-Pins; and I do hereby declare that the following is a full, clear, and exact description, reference being had to the accompanying drawings, forming a part of this specification, in which—

Figures 1 and 2 represent, respectively, a rear and plan view, showing the braid-pin connected; Fig. 3, the pin detached; and Fig. 4, a face view of one end of the slotted clasp.

Similar letters of reference indicate corresponding parts in the several figures.

In order that others may understand and use my invention, I will first proceed to describe the construction and adaptation of a device embodying the same, and subsequently to claim its novel characteristics.

The device is composed of two essential and separable parts, consisting of a semicircular clasp, *a*, and a detachable pin, *b*, which is connected with said clasp when applied for use to form the chord of its arc and inclose a braid or other portion of the hair.

The configuration of the clasp *a* when projected on a plane is preferably elliptical, as shown, and each extremity provided with an elongated slot, *d*, for the reception of the pin *b*, as shown in Fig. 4.

The blade or body of the pin *b* is made wide, flat, and tapering, substantially in the form of a dagger-blade, and is provided with grooves or notches *c*, arranged upon its opposite edges

at such a distance apart to register with the extremities of the semicircular clasp when connected therewith. The pin is also provided with a projecting ornamental handle, *h*.

The device is applied for use by inclosing that portion of the hair to be supported within the semicircular clasp *a*, then passing the blade of the pin *b* edgewise through the respective elongated slots *d* until the grooves or notches *c* are in line with such slots, when the pin is turned at a right angle thereto and locked in place, as shown in the rear view, Fig. 1.

The respective parts composing this device may be made of metal, shell, gutta-percha, celluloid, or other rigid substance, and the plane configuration of the clasp or handle formed in any desirable shape and ornamented in any suitable design, and any equivalent means of connecting and securing such parts wherein the same relative arrangement and mechanical function of the same is adhered to may be adopted without departing from the spirit of my invention; therefore,

Having thus fully described my invention, what I claim, and desire to secure by Letters Patent, is—

The combination of the clasp *a*, provided with the slots *d*, and the pin *b*, having the notches *c*, substantially as described.

ALDRICH COOK.

Witnesses:

GEO. F. HOLT,
CHARLES A. LEWIS.