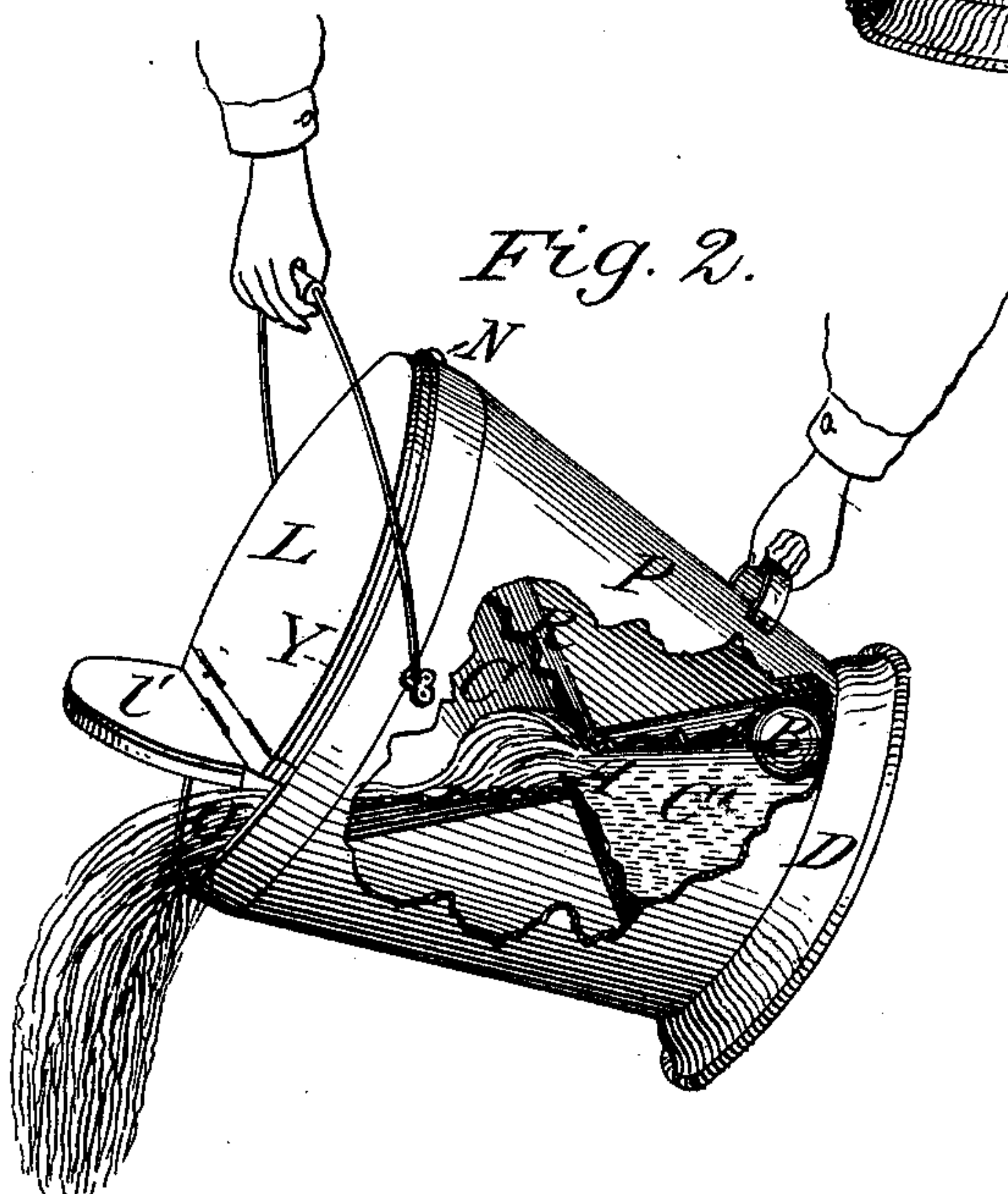

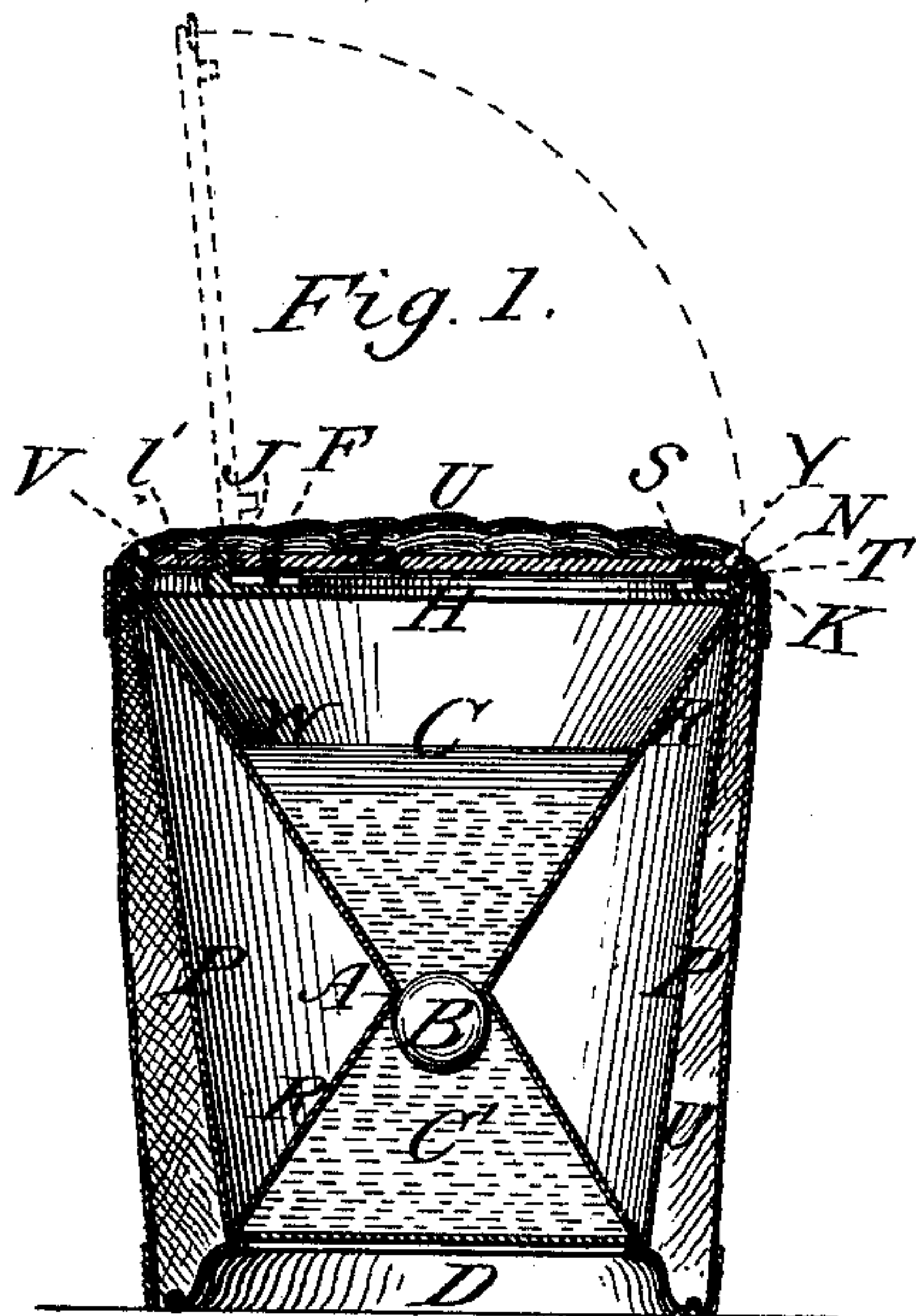


T. H. KING.  
 Portable Commode-Pail, or Water-Closet.  
 No. 219,866.                      Patented Sept. 23, 1879.



*Attest;*

*Jas. K. Hoyt  
 Oliver Deutscher*

*Inventor.*

*Thomas H. King*



# UNITED STATES PATENT OFFICE

THOMAS H. KING, OF NEW YORK, N. Y.

## IMPROVEMENT IN PORTABLE COMMUNE-PAIS OR WATER-CLOSETS.

Specification forming part of Letters Patent No. **219,866**, dated September 23, 1879; application filed July 7, 1879.

*To all whom it may concern:*

Be it known that I, THOMAS HENRY KING, of the city and county of New York, in the State of New York, have invented a Portable Sanitary Commode-Pail or Water-Closet, especially suitable for invalids and chamber uses, and ordinarily adapted to the peculiar requirements of hospitals and prisons; and that the following is a specification thereof, reference being had to accompanying drawings of same.

The object of my invention is to provide a portable sanitary commode-pail, or one that is better than any other now in use, guards against the offensive odors during use as well as after using, and also in process of emptying after use, which is well known to be dangerous, often fatally so in handling to empty contents after using in sick-chamber.

The inventions heretofore were separate vessels, inclosed in cumbersome outer closets, difficult to handle, while the ordinary chamber-crockery is too well known to need description illustrating the state of the art.

Figure No. 1 shows a section of my commode-pail with cover closed, but line of cover as raised for using, and forming a back-rest; also showing the position of the valve-ball separating the chambers when charged or partly filled with water and ready for use. Fig. No. 2. shows a part section of my commode-pail in position when being emptied, showing seat-cover closed and valve-ball floated away from passage connecting its chambers, allowing the clean preserved water from sub-chamber to follow the deposits of the upper chamber, rinsing and cleansing the same in its passage out. Fig. No. 3 shows a removable hood, upholstered with materials to suit, upon a circular ring frame fitting a groove in rim of the cover, disguising the pail and making it appear and serve as an ottoman.

All letters refer to same parts in all figures.

P is the sides of the pail, surrounding and sealed to top and bottom and to its inner or lining case, R, (conical-shape case preferred,) which forms, with the top T, to which it is also sealed at the same place, the upper chamber, C, and with the bottom of the pail D, to which it is also in like manner sealed, forming the lower or sub chamber, *c'*, that contains B, a ball, (hollow, air-tight, of rubber preferred,) the

lower or sub chamber, *c'*, having a passage upward, A, connecting with upper chamber, C.

T is the top of the pail, also forming the seat, and containing seat-hole H and orifice O, through which orifice the chambers are emptied and recharged or partly filled. L is the lid or seat-cover hinged to the top T at J, and latched at K, to hold it firmly down when pressed.

The cover L has also on its under side projecting a circular lip or flange, F, (elastic rubber preferred,) of sufficient diameter and depth, when the lid is closed, to engage the seat or seat-cover surrounding the seat-hole H, thus sealing the chambers when the orifice-lid V is closed.

S shows an elastic removable or fixed seat-cover surrounding seat-hole H, (rubber material preferred,) which, in its position, interposed between seat and cover or lids to receive the pressure of flange F, aids in securing a most perfectly-sealed tight chamber, and while not absolutely necessary to perfect working of the commode, it makes an elastic close-fitting seat for the body, preventing the least escape of odors in using, and affording an agreeable temperature, free from chilling effect of other materials, so disagreeable especially to invalids.

U is a removable upholstered hood, constructed with the ring-frame V, which, fitting into groove on the cover-rim at Y, holds it always in place, disguising the pail and making it appear and serve as a stylish ottoman.

Operation: The pail being partly filled, through orifice O, with water, about to line W in the chamber C, as shown, Fig. 1, the ball B is forced by its buoyancy into filling the passage A, and holding separate the contents of the upper chamber, C, from the clear water in sub-chamber, *c'*. Then, by raising the cover L over until it forms a back-rest and exposing the seat, the pail is ready for use. Then sitting on the rubber-covered seat, free from unpleasant chill so discomforting, especially to invalids, and by its elasticity tightly fitting the body, closing the receptacle, preventing the escape of fetid odors. When so in use, before or after rising from the seat, any disinfectant may be introduced through the orifice O, deodorizing and preventing the least escape of odors and gases from the pail, the water in the



upper chamber, C, acting as an absorbent and submergent.

The pail having water in it, it is only necessary to raise the one lid or cover to use it; after using slamming it down, when the spring-latch N securely holds the cover in position, air-tight, by pressure on flange F between cover and seat.

When emptying the pail, as shown in Fig. 2, the seat cover or lid L remains closed, and when the pail is tilted about near half-way the contents of the upper chamber, C, flow through the orifice O, raising the lid *l'*. When contents of upper chamber, C, are about all out, by tipping the pail the least more than half-way, the ball B in the sub-chamber, *c'*, by its buoyancy is drawn away from the passage A, allowing contents of clean water from the sub-chamber, *c'*, to rush out, flowing over upper chamber, C, in its passage through the orifice O, thus rinsing with the clean water and cleansing all the upper chamber, C, and preventing any consequence often attendant upon handling, especially from sick, the effect of inhaling which is often dangerous.

The pail, being again partly filled, is again ready for use, closed, and, as will be seen, may be transported, being air-tight, without the least odor, and, from its capacity and form, may also be at the same time substituted for a chamber toilet-pail; and when fitted, as it can conveniently be done, with the removable upholstered hood U, Fig. 3, it can be, owing to its convenient size and form, used as an ottoman, disguising its true character, and be made to form and afford a desirable feature as furniture to a bed-chamber.

It being understood I do not limit my claim to any particular-shaped chamber, as shown, only that their connection be through passage upward, connecting two chambers, and that when filled their contents be held positively separate by float ball or valve, and not as heretofore, with merely perforated partition inserted, that allows uninterrupted flow and mingling of fluid contents of both; nor do I limit the closing the passage between the two chambers to a floating-valve ball, for, obviously, it may be operated by a balance trap or valve;

and I do not limit the application of the elastic seat-covering, or the circular flange projecting from under side of seat-lid to this style of water-closet or commode, being applicable to all styles of such, to which I have already applied it successfully.

I claim as my invention—

1. A combined portable water-closet or commode pail and reservoir, having on its solidly-attached seat a seat-hole and discharging-orifice, also constructed with lining forming an upper chamber and sub-reservoir, having a passage between such chamber and reservoir, which, when such chamber and reservoir are charged with water, is opened and closed by a float-ball contained in the reservoir, preventing the contents thereof from mingling, substantially as and for purposes described.

2. A floating ball, acting as a valve, confined in a sub-chamber containing an upward passage of less diameter than said ball, to be operated in the manner and for purposes herein set forth.

3. A water-closet or commode-pail seat, lid, or cover, having attached to the under side of such lid or cover, and projecting from its plane, an elastic lip or flange of sufficient diameter to surround such seat-hole, and of depth sufficient that, when lid is closed, the flange or lip shall engage the seat or seat-covering interposed between or on top of seat, in the manner substantially as herein described.

4. An unattached removable upholstered commode-pail hood, constructed on a circular ring or frame fitting in corresponding groove of pail cover or lid, substantially as shown.

5. A double-chambered portable commode-pail, with the lining-case R and connecting-passage A, and fitted with top T and bottom D and covers L and *l'*, in combination with the floating ball B and elastic seat-covering S, and unattached removable upholstered-framed commode-pail cover, substantially as constructed, as and for the purposes herein described and set forth.

THOMAS H. KING.

Witnesses:

JAS. K. HOYT,  
C. W. BEATIS.