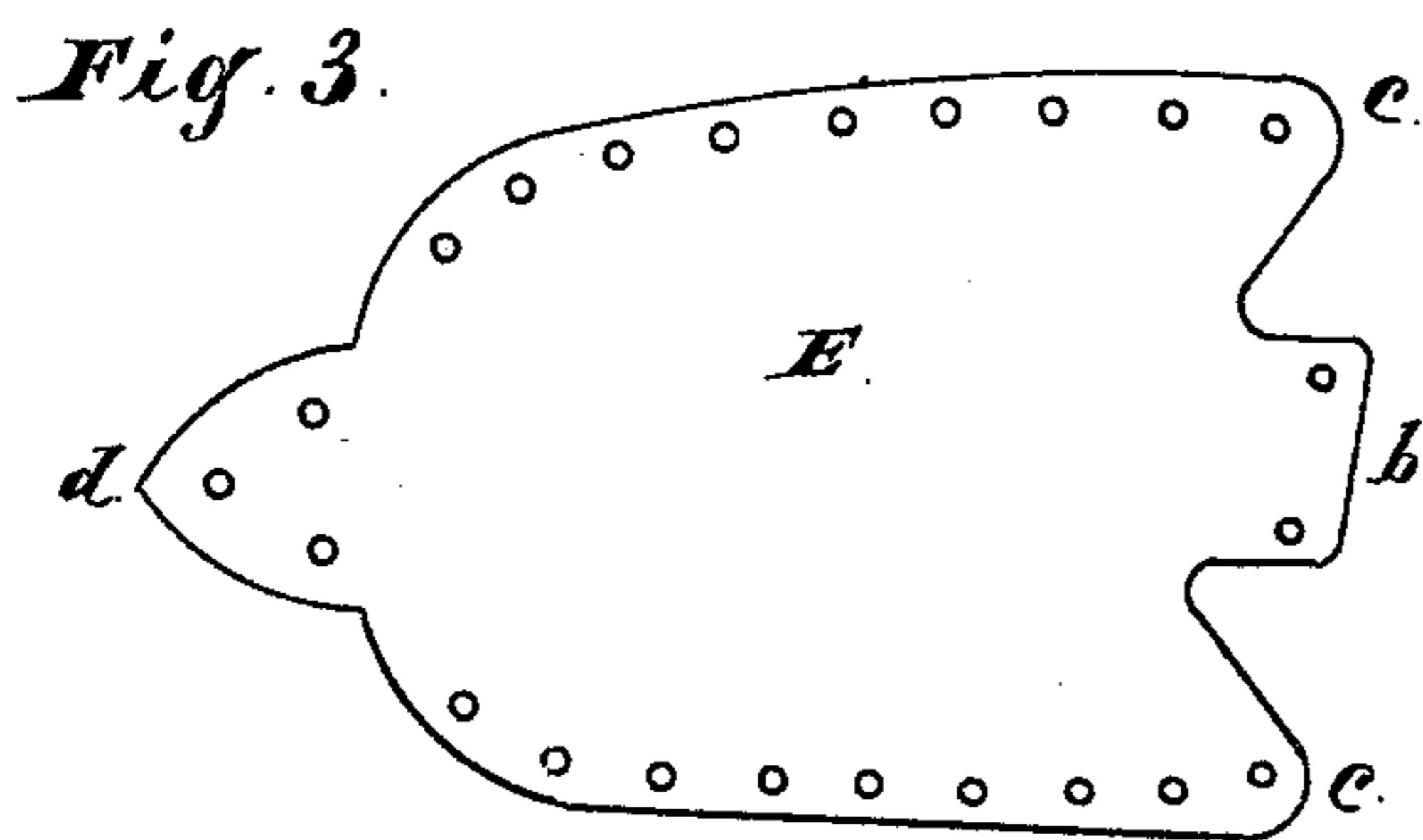
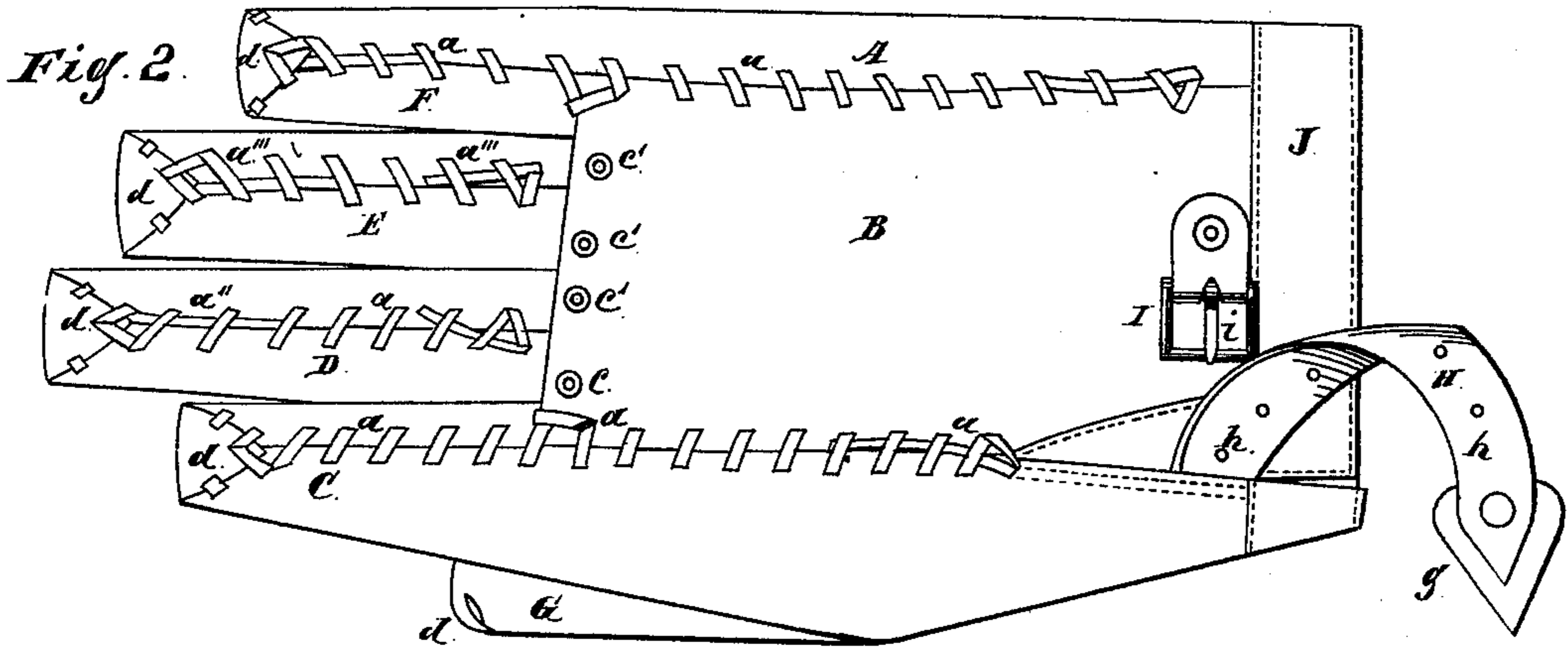
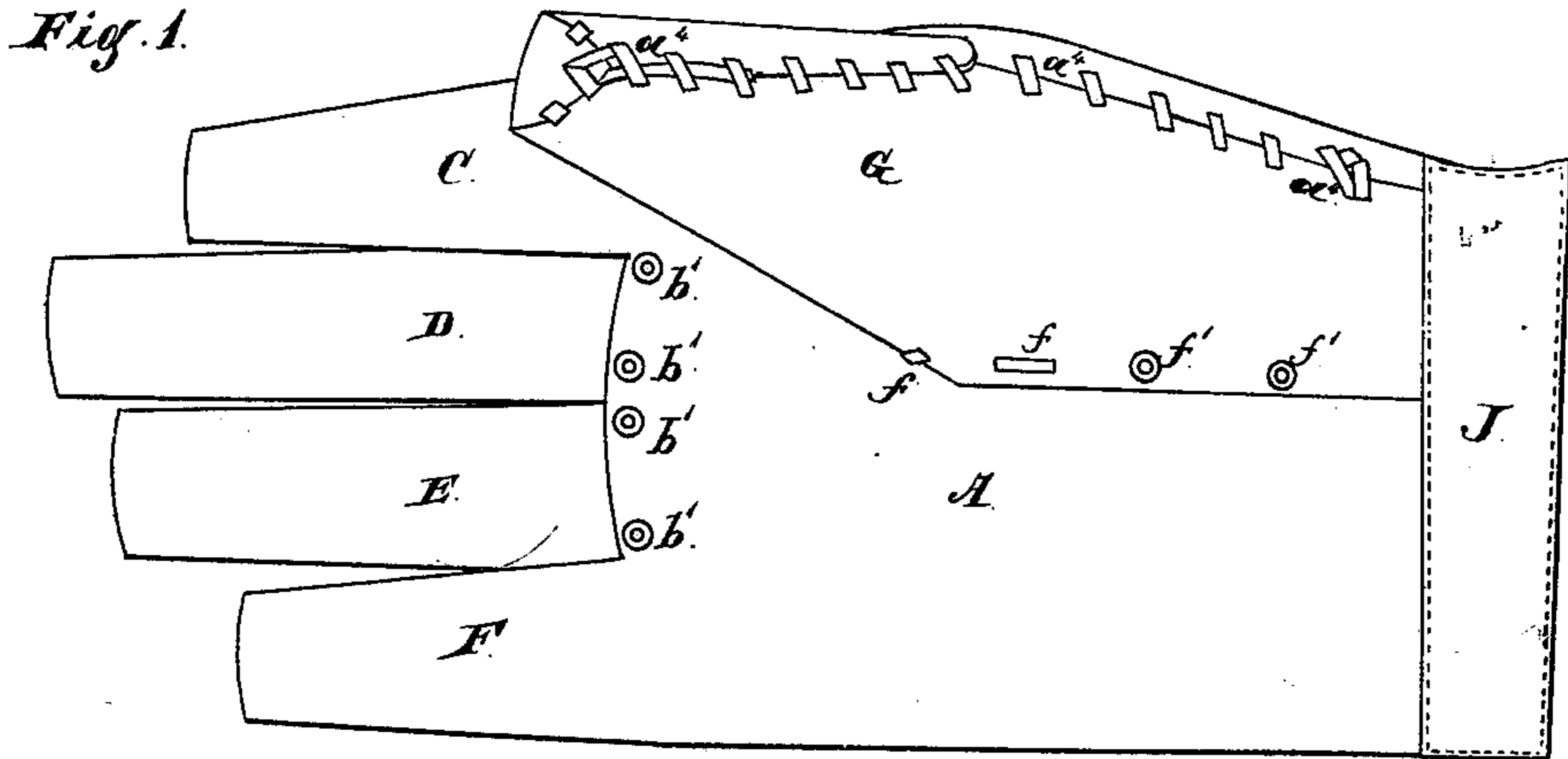


W. E. HALL.
Glove.

No. 219,814.

Patented Sept. 23, 1879.



Witnesses:
A. S. Bruns
Quaint.

Inventor:
William E. Hall

W. E. HALL.
Glove.

No. 219,814.

Patented Sept. 23, 1879.

Fig. 4

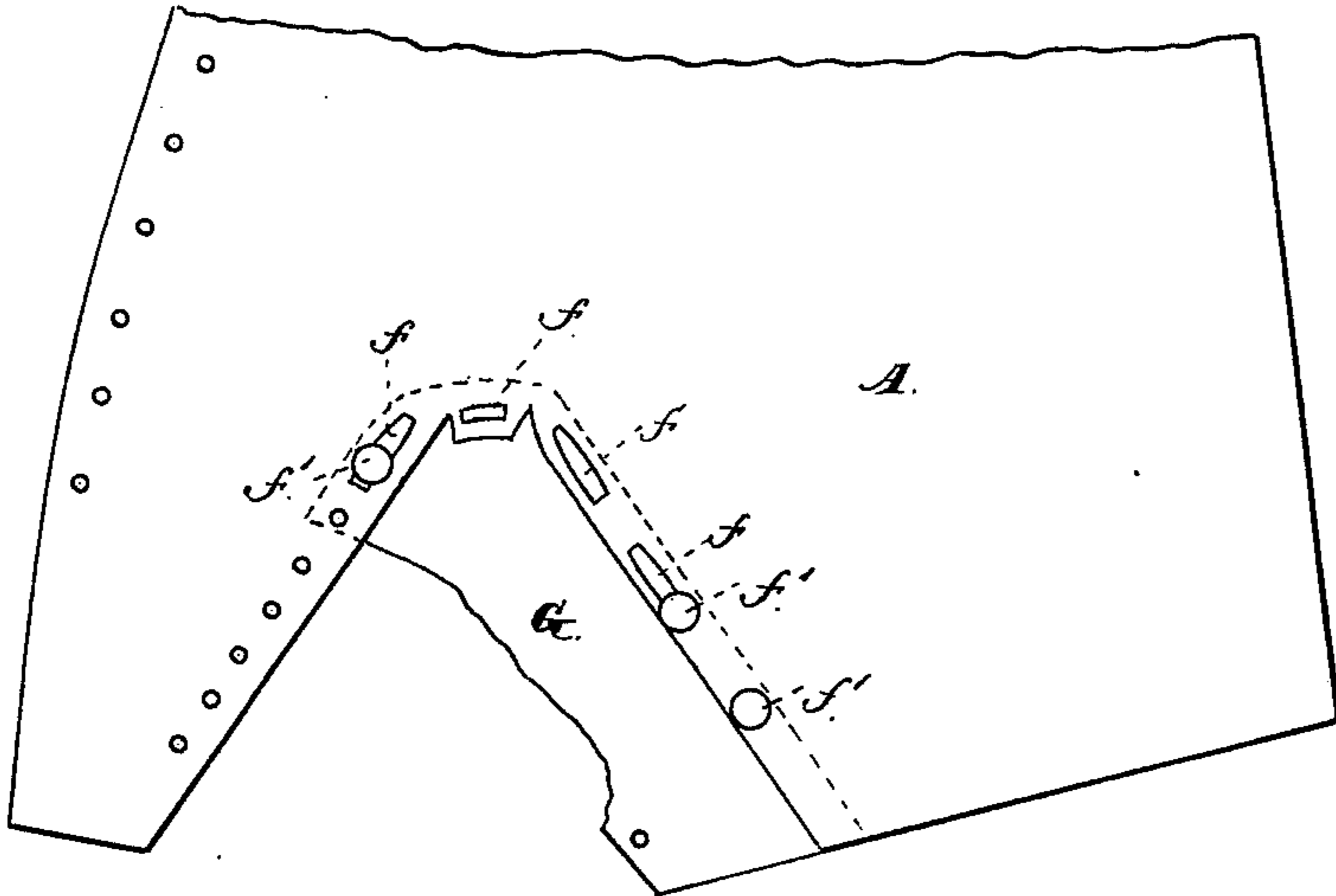


Fig. 5

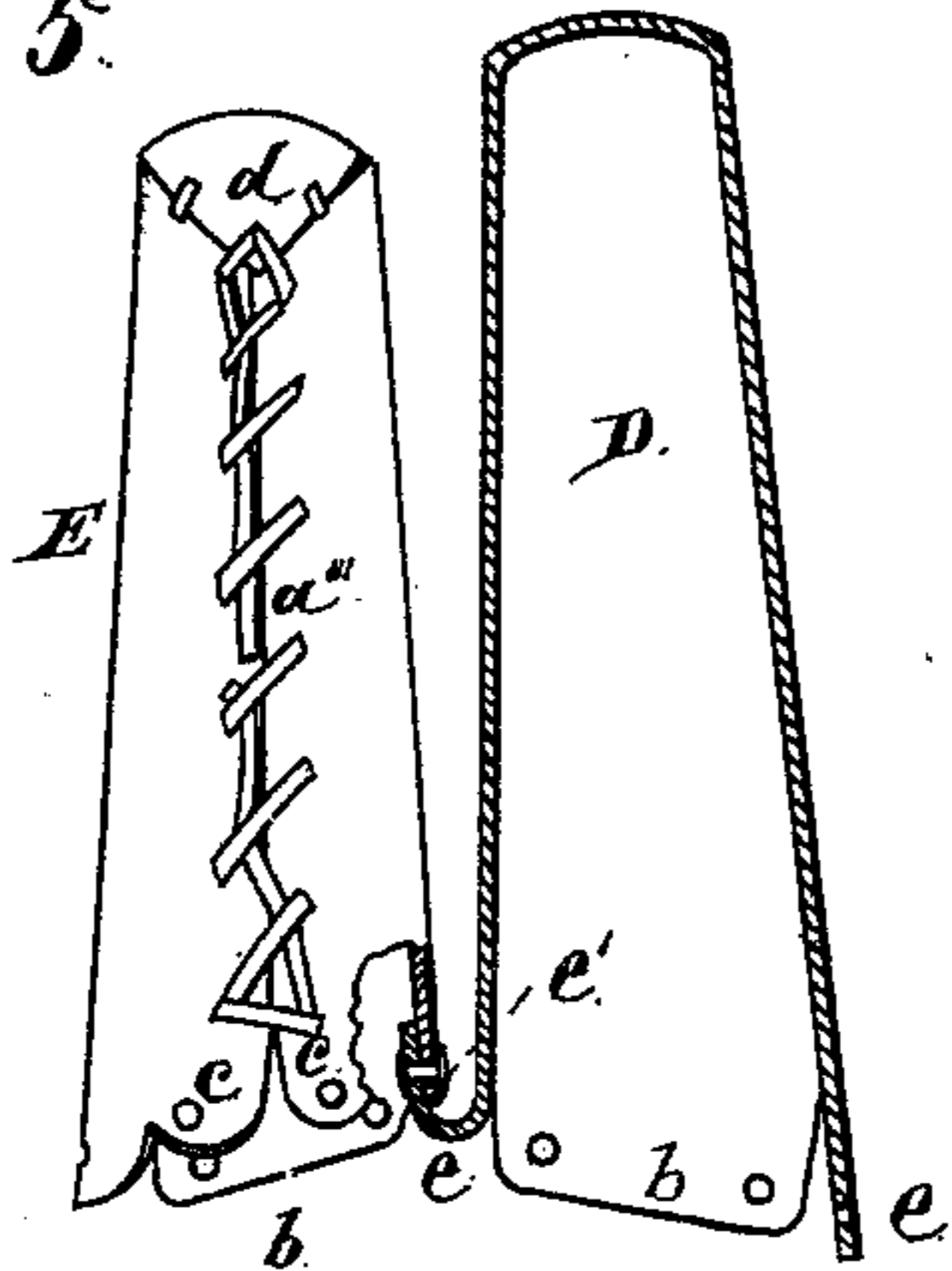
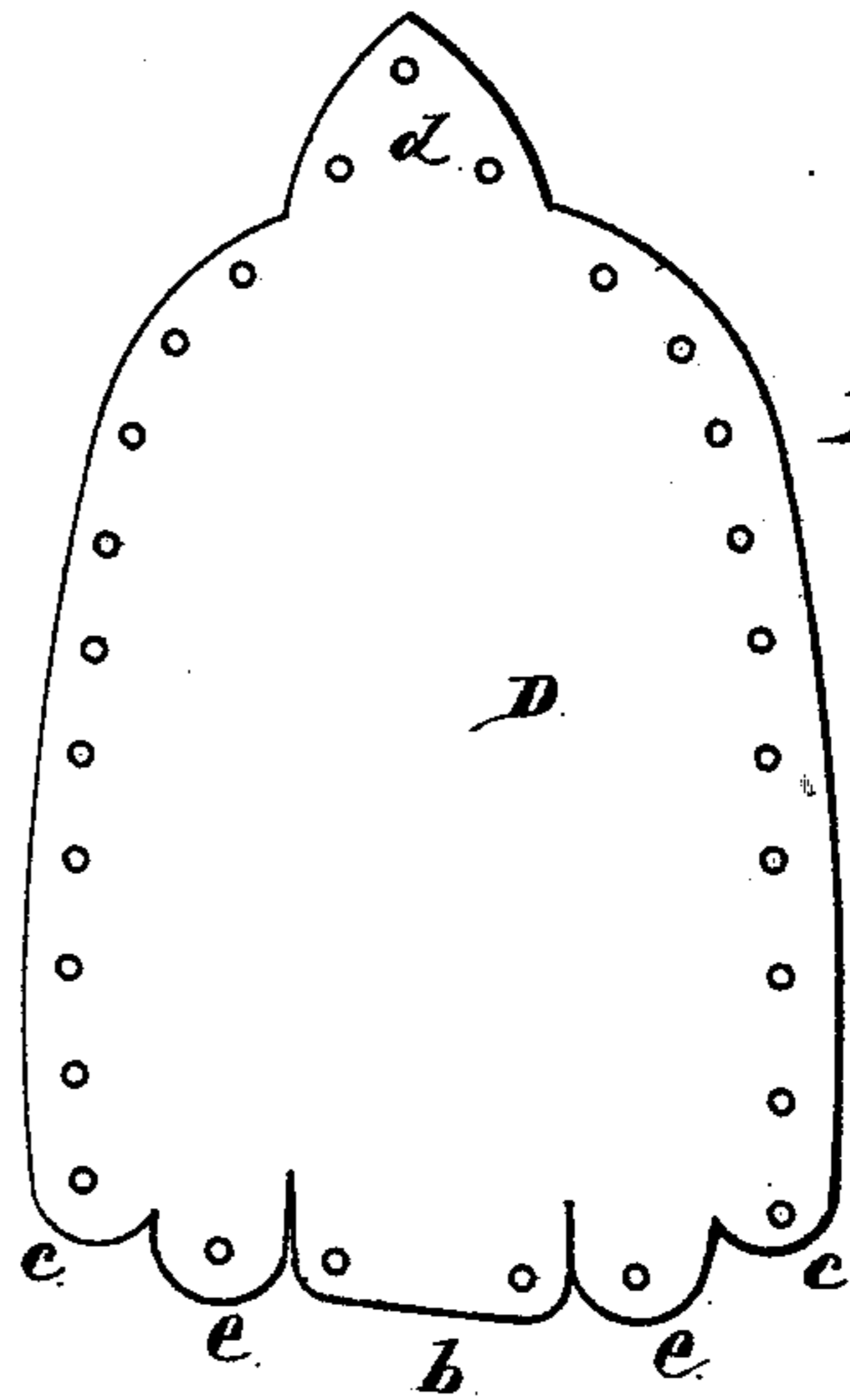


Fig. 6



Witnesses:

A. J. Burns
O. J. Bond

Inventor:

William E. Hall

UNITED STATES PATENT OFFICE.

WILLIAM E. HALL, OF CHICAGO, ILLINOIS.

IMPROVEMENT IN GLOVES.

Specification forming part of Letters Patent No. 219,814, dated September 23, 1879; application filed June 4, 1879.

To all whom it may concern:

Be it known that I, WILLIAM E. HALL, of Chicago, Cook county, State of Illinois, have invented a new and useful Improvement in Gloves, of which the following is a full description, reference being had to the accompanying drawings, in which—

Figures 1 and 2 represent, respectively, front and back views of the completed glove; Fig. 3, a detail showing the blank for one form of finger; Fig. 4, a detail showing the attachment of the thumb to the hand; Fig. 5, a detail showing the mode of closing the opening between the fingers; Fig. 6, a detail of the blank for the form of fingers shown in Fig. 5.

This invention relates to cutting blanks for the back, the front, the thumb, and the fingers of gloves made from heavy or coarse material, generally termed "working-gloves," so as to require a less amount of material for a glove and have the glove fit properly with the fingers and thumb closed at the ends, and to the manner or method of securing or uniting the several parts by rivets and lacing, so as to dispense with sewed seams and make a glove which can be easily and rapidly made and be strong and durable, with no projecting seams, and having a smooth even surface for contact with the hand; and its nature consists in providing a flap or end to fold over and close the ends of the thumb and fingers; in attaching the thumb to the hand at the inner edge by a lacing-string, so as to leave a smooth even surface; in providing tongues for closing the openings between the fingers cut or made on the fingers; in providing the wrist-strap with an enlargement or guard to prevent the withdrawal of the strap; in lacing and riveting the fingers and other parts together, the front and two of the fingers being cut or made from the same piece of material, and so formed as to receive the back and the remaining fingers and thumb, which are cut so as to properly fit the places provided for them, the lacing in all cases being brought to the back.

In the drawings, A represents the front of the glove. It is to be so cut as to cover the palm and extend partly over the back. B is the back, cut to fit the space between the edges of the part A. The edges of the part B and the adjoining edges of the part A are provided

with a series of holes, arranged to be opposite each other, to receive lacing-strings $a a'$ to unite the edges of the parts A B; C D E F, the fingers, two of which, C and F, are cut with the same piece that forms the front A, and have a series of holes in their edges to receive the lacing-strings $a a'$ for uniting the edges, as shown in Fig. 2. At the extremity of each of these fingers is a flap or end, d , in which are three holes, located as shown in Fig. 3, through which the lacing is passed, when the end d is folded over, as shown in Fig. 2, to fasten the end down.

The fingers E F may be cut as shown in either Fig. 3 or 6. The form shown in Fig. 3 has a series of holes on each edge to receive a lacing-string, a'' or a''' , as shown in Fig. 2, and a flap or end, d , with three holes for the lacing. This form is attached between the fingers C F and to the front A and back B by rivets, the rivets b' passing through holes in the front A and corresponding holes in the ear b , (see Fig. 3,) and the rivets c' passing through holes in the back B and the holes in the ends c , which, when the finger is formed, coincide with the holes in the back. The form shown in Fig. 6 is attached to the front and back, similar to the manner described for Fig. 3, and, in addition to the ends c and tongue b , has tongues e , which can be attached to the fingers on each side by a rivet, e' , as shown in Fig. 5, so as to close the opening between the fingers. It is also provided with the end or flap d for folding over to close the end, and has a series of holes on its edges to receive a lacing, a''' , as shown in Fig. 2.

G is the thumb. It is cut from a piece having the required shape to properly form the thumb, and its edges are secured together and to one edge of the opening for the thumb in A by a lacing, a^4 , as shown in Fig. 1. It has an end or flap, d , to fold over and close the end in the same manner as the same parts on the fingers. It is attached to the inner edge of the thumb-opening by a lacing, f , which enters suitable openings in its edge and the edge of the opening, as shown in Fig. 4, and this lacing is held at each end by rivet f'' , which passes through the lacing and suitable holes in the thumb and piece A, or the end of the lacing may be held by being passed under the rivet.

H is the wrist-strap, having a series of holes, *h*. I is an ordinary buckle, attached to the back B by a rivet or otherwise, (see Fig. 2,) and having a tongue, *i*, which enters the holes *h*. In order that this strap H may be kept in the buckle, a stop or enlargement, *g*, is attached to its outer end, so as to project each side of the strap a sufficient distance to come in contact with the sides of the buckle. J is the ordinary binding, attached to the wrist end of the glove in the usual manner.

By making the extremities of the fingers terminate in a flap or end, *d*, this flap can be folded over, and, when secured by lacing, the end will be closed, and will present a smooth surface for the finger, and the same is true of the thumb, and by cutting the front A and fingers C and F from the same piece less material is required.

By using a lacing, *f*, at the inner edge of the thumb joining, the surface will be even and smooth at that point, and the union will be firm and strong.

By putting the stop *g* on the end of the strap H it allows the strap to be withdrawn sufficient for use, but not to slip out of the buckle.

The cut of the part A, with its fingers C F, is such that when the fingers are properly formed a sufficient opening is left between them for the fingers D E.

By making the glove as described the lacings *a a' a'' a''' a⁴* are all brought to the back, where they are less liable to hurt the hand in use, and the rivets *b' c'* come at a point where they do not bear on the hand, so as to injure it.

By this mode of construction a glove is formed having its parts united without sewing of the seams, and which will be less liable to rip or become disconnected than if sewed.

By making a finger with ears *e* it allows the openings between the fingers to be closed; but for some purposes the form of finger shown in Fig. 3 will be found desirable.

What I claim as new, and desire to secure by Letters Patent, is—

1. A glove finger or thumb having a tongue, *e*, for closing the opening where united to the hand, substantially as specified.

2. A glove-finger having the end or flap *d* and tongue *e*, and adapted to receive a lacing-cord, substantially as and for the purposes specified.

3. A glove-hand provided with holes at the edge of the thumb-opening, in combination with a thumb having corresponding holes at its edge where joined to the hand-opening for uniting the thumb to the hand by a lacing-cord, substantially as specified.

4. In a glove, the lacing-cord *f*, having its end held by rivets *f'*, for uniting the thumb to the hand and leave a smooth even surface on the inside, substantially as and for the purposes specified.

WILLIAM E. HALL.

Witnesses:

O. W. BOND,

F. F. BRUNS.