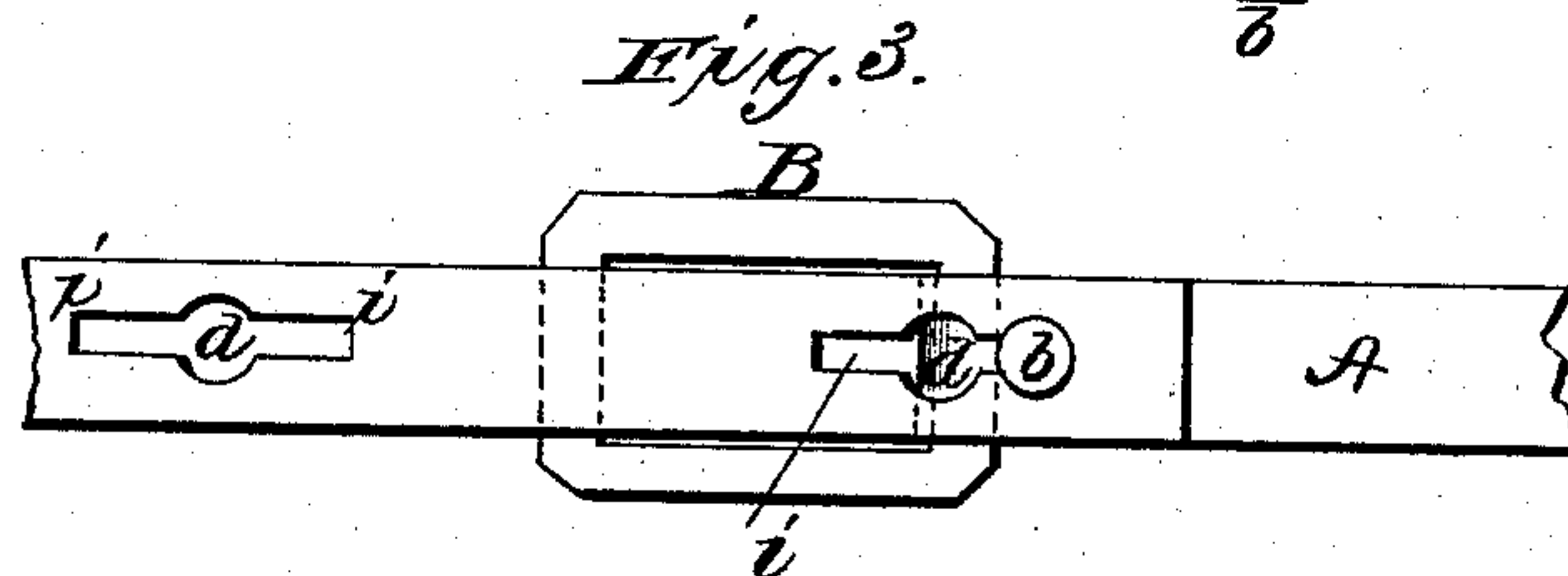

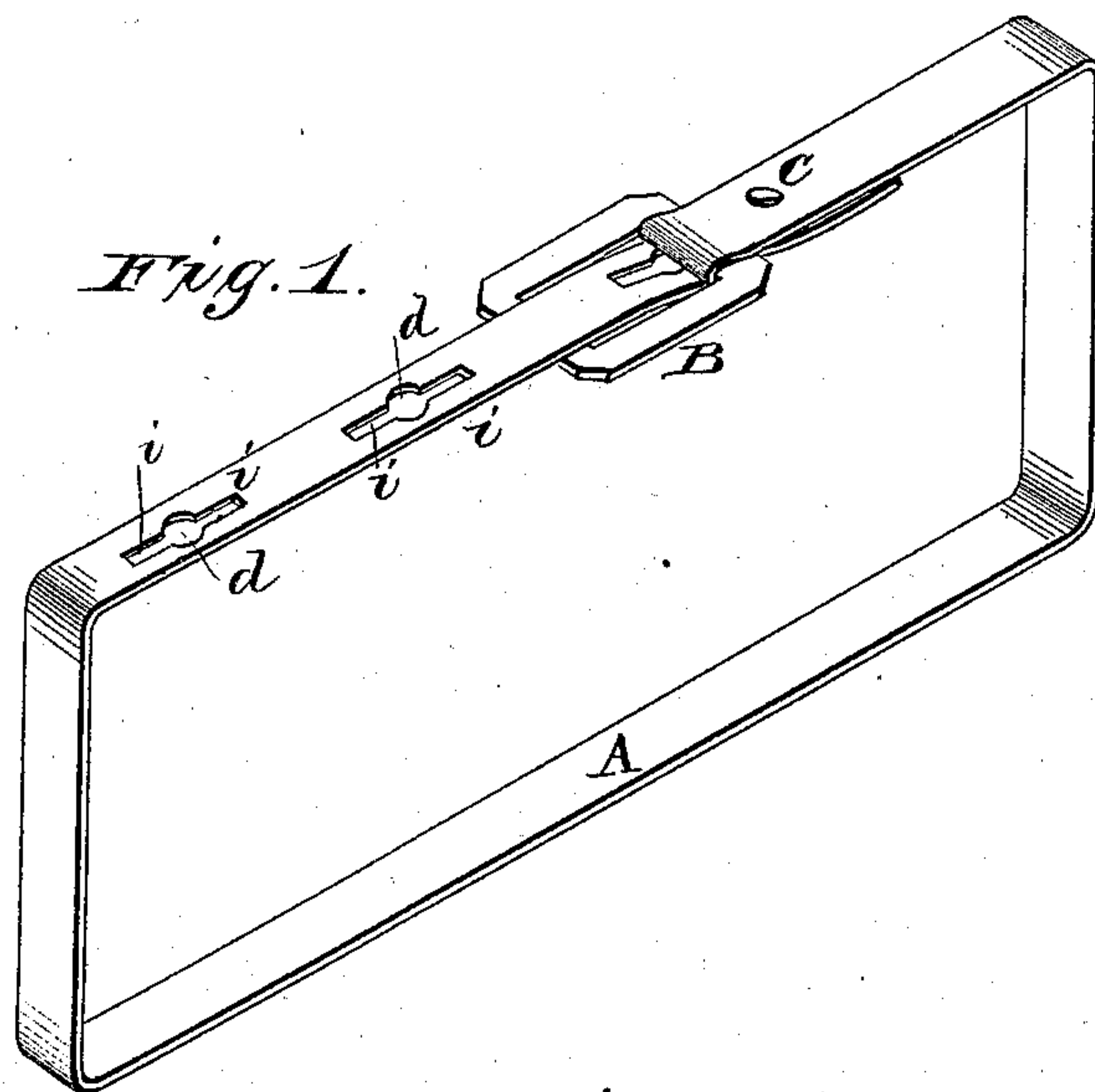


J. W. & J. H. SIMMONS.
Bale-Tie.

No. 219,600.

Patented Sept. 16, 1879.



WITNESSES
A. L. Curand
J. J. Mc Carthy.

INVENTOR
J. W. Simmons and
J. H. Simmons
Alexander Watson
ATTORNEYS

UNITED STATES PATENT OFFICE.

JOHN W. SIMMONS AND JAMES H. SIMMONS, OF EUFAULA, ALABAMA.

IMPROVEMENT IN BALE-TIES.

Specification forming part of Letters Patent No. 219,600, dated September 16, 1879; application filed February 17, 1879.

To all whom it may concern:

Be it known that we, JOHN W. SIMMONS and JAMES H. SIMMONS, (composing the firm of SIMMONS BROTHERS,) of Eufaula, in the county of Barbour, and in the State of Alabama, have invented certain new and useful Improvements in Bale-Ties; and do hereby declare that the following is a full, clear, and exact description thereof, reference being had to the accompanying drawings, and to the letters of reference marked thereon, making a part of this specification.

The nature of our invention consists in the construction and arrangement of a bale-tie, as will be hereinafter more fully set forth.

In order to enable others skilled in the art to which our invention appertains to make and use the same, we will now proceed to describe its construction and operation, referring to the annexed drawings, in which—

Figure 1 is a perspective view of a bale-band embodying our invention. Fig. 2 is a section of the same. Fig. 3 is an inside view of a part thereof.

A represents a bale-band, made of strap-iron or similar material. One end of this band is bent around one end of a metal loop, B, and an elongated rivet or button, C, passed through both parts of the band, the shank *a* and head *b* of said rivet projecting a suitable distance on the inside, as shown.

In the other end of the band A are made several openings, each of which is formed with a round central opening, *d*, with a narrow slot, *i*, extending from the same on both sides in opposite directions.

When the bale is pressed this end of the band is passed from the outside through the loop B and under the other doubled end of the band, so that the hole *d* of one of the openings can pass over the head *b* of the rivet. The natural expansion of the bale forces the inner slot, *i*, over the shank *a* of the rivet, completing the tie.

This forms a simple, strong, and durable tie. No matter how the bale is handled this tie will not come unfastened and slip off. The holes in the tie will not allow it to get off the catch, and if, by falling on the side or corners, it forces the catch or rivet up into the outer slot from the center hole, *d*, as soon as the bale rights itself the pressure of the cotton will at once force it back to its place.

Having thus fully described our invention, what we claim as new, and desire to secure by Letters Patent, is—

The bale-band A, provided at one end with one or more openings, consisting of the central hole, *d*, with slits *i*, and at the other end with the loop B and headed rivet or catch C, substantially as and for the purposes herein set forth.

In testimony that we claim the foregoing we have hereunto set our hands this 8th day of February, 1879.

J. W. SIMMONS.
J. H. SIMMONS.

Witnesses:

S. A. WELLBORN,
R. E. L. MARTIN.