

W. W. STEVENS.
Teapot.

No. 219,539.

Patented Sept. 9, 1879.

FIG. 1.

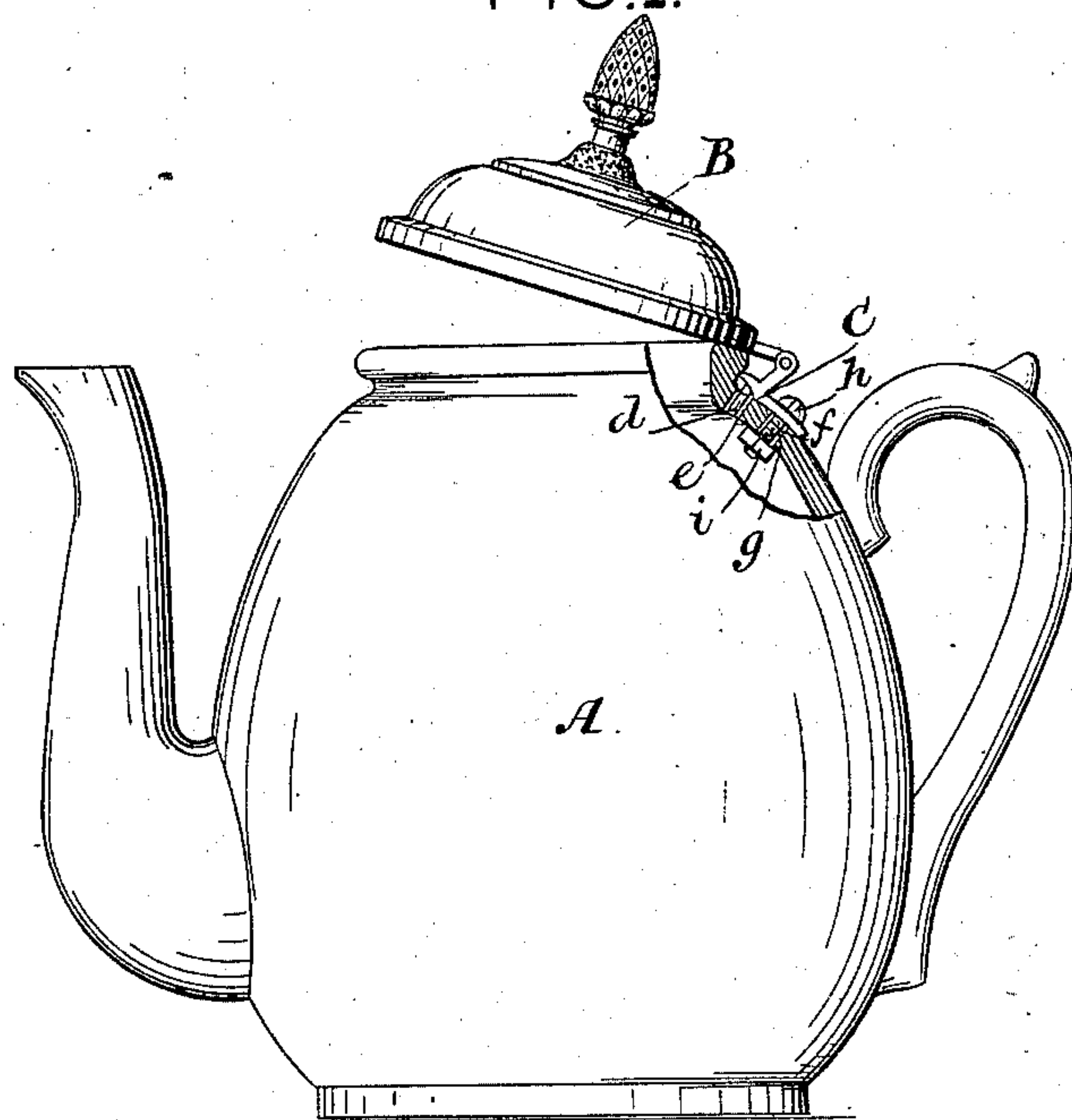


FIG. 2.

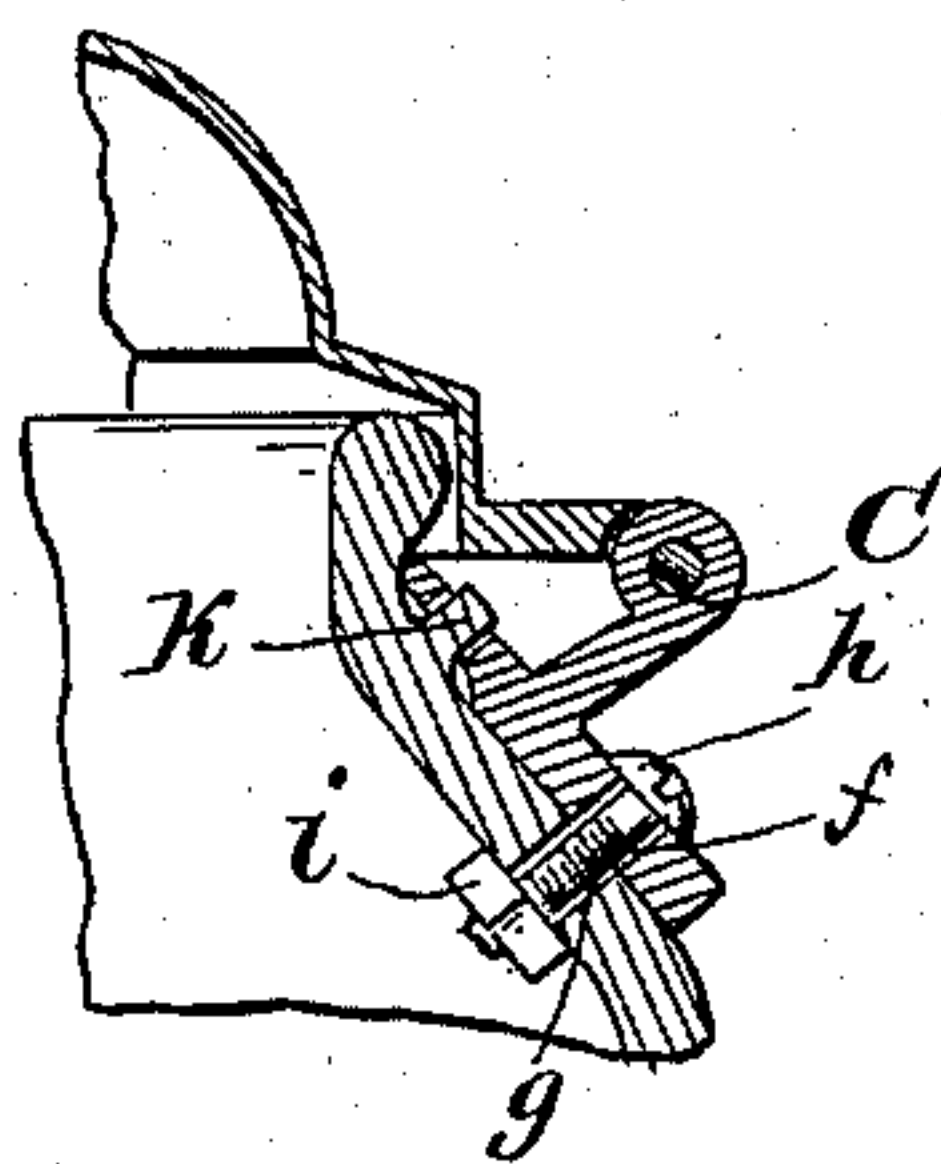


FIG. 5.

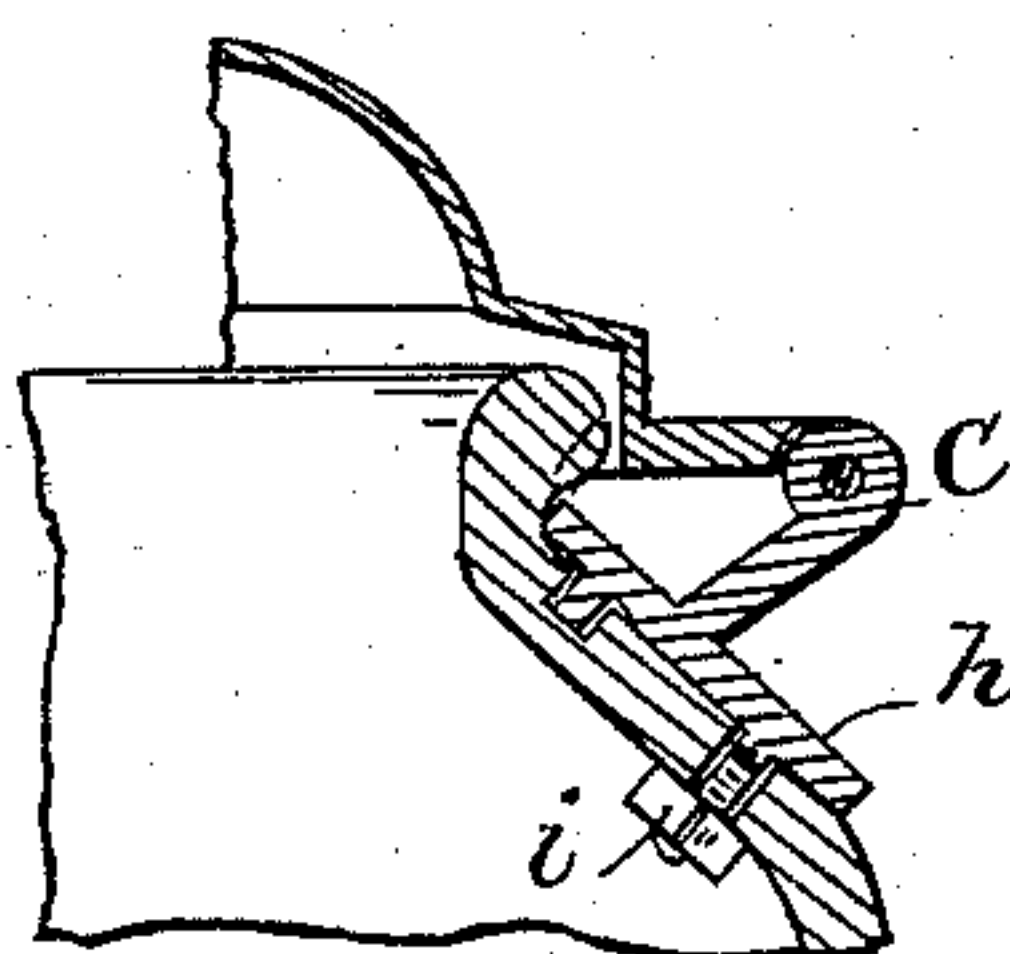


FIG. 3.

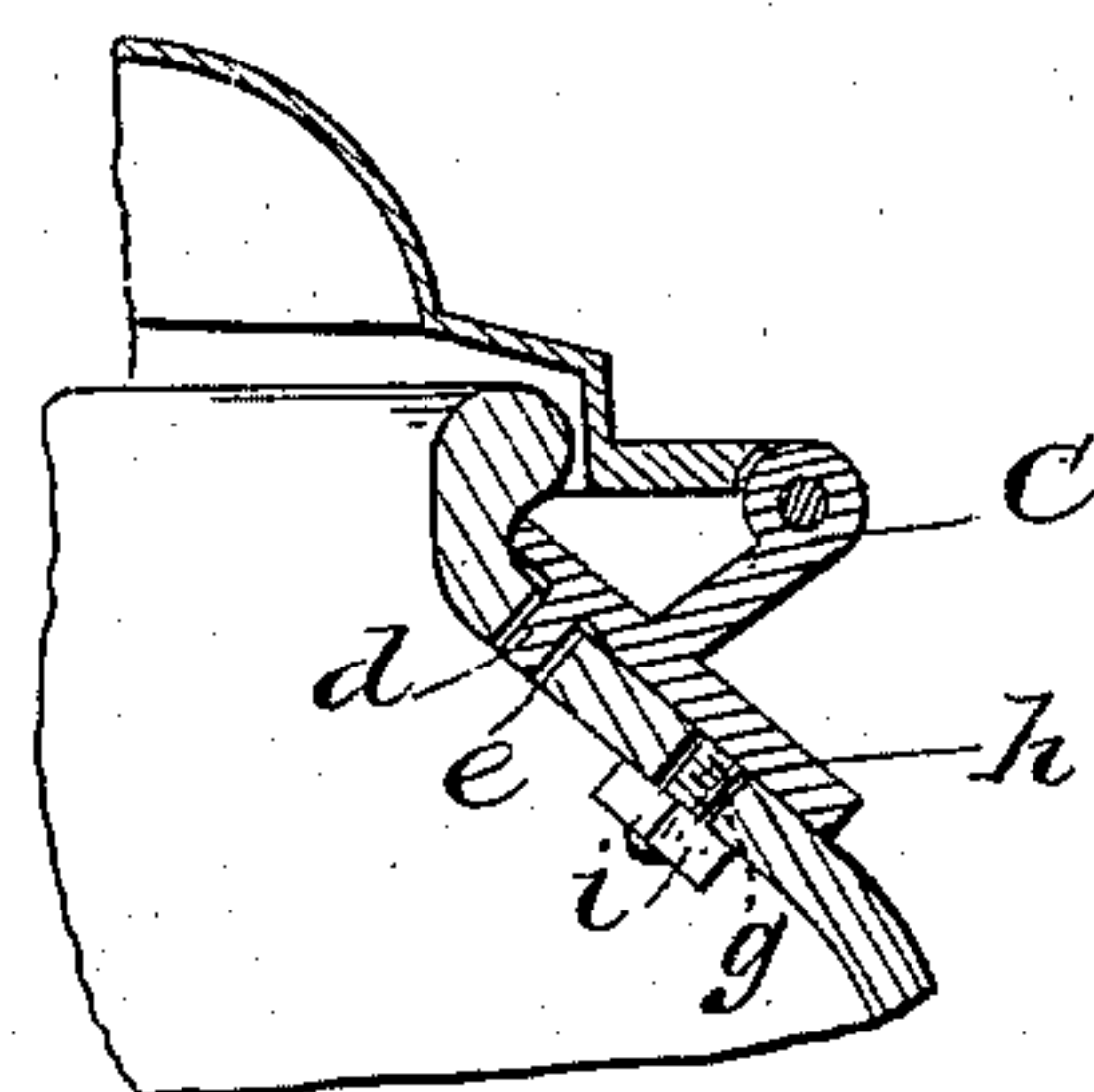
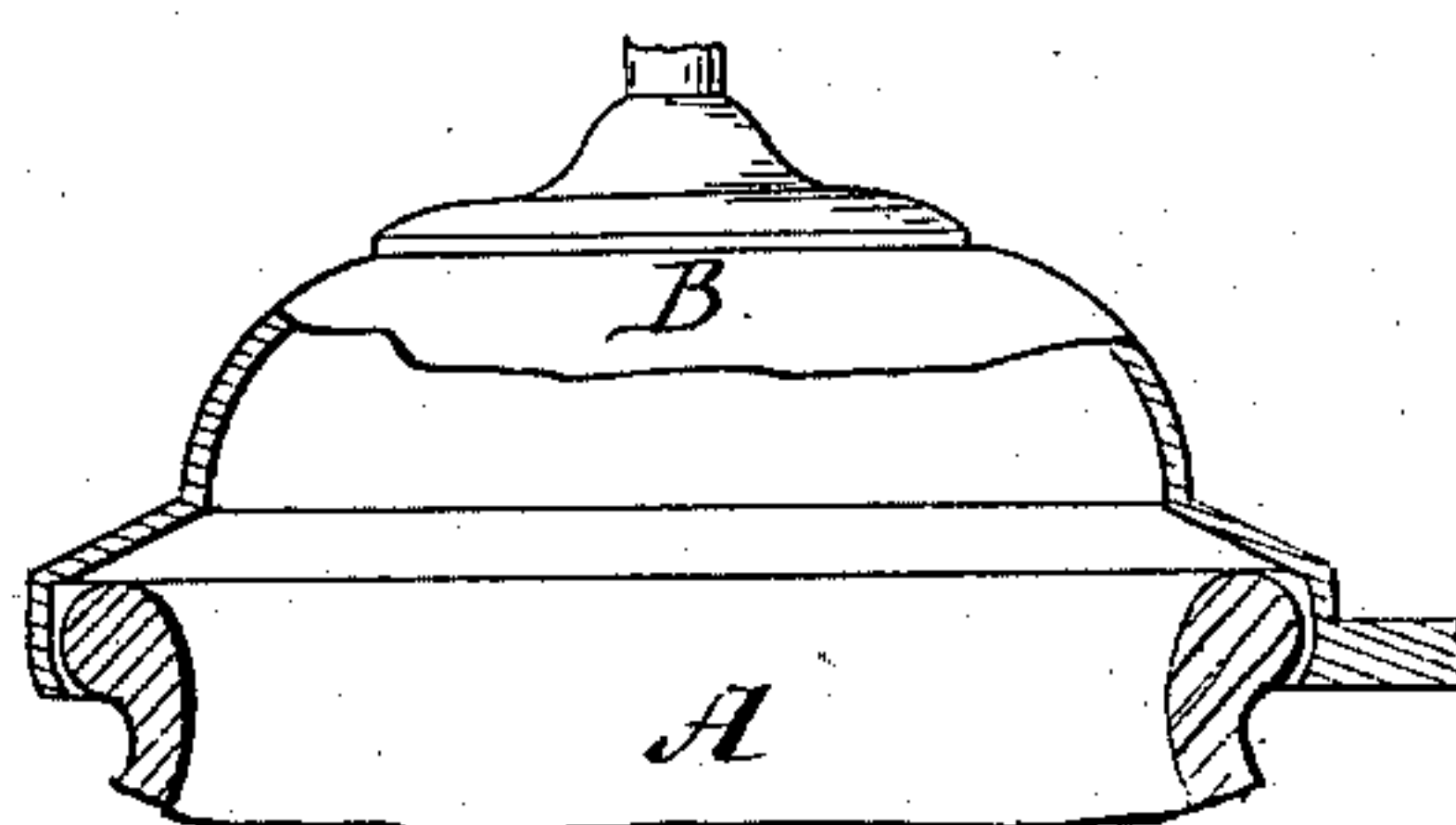


FIG. 4.



WITNESSES

Sam R. Turner
John A. Stockman

INVENTOR

William W. Stevens
by L. Deane.
ATTORNEY

UNITED STATES PATENT OFFICE.

WILLIAM W. STEVENS, OF PORTLAND, MAINE.

IMPROVEMENT IN TEA-POTS.

Specification forming part of Letters Patent No. **219,539**, dated September 9, 1879; application filed April 1, 1879.

To all whom it may concern:

Be it known that I, WILLIAM W. STEVENS, of Portland, in the county of Cumberland and State of Maine, have invented certain new and useful Improvements in Tea-Pots, of which the following is a specification.

Figure 1 is a side elevation of the tea-pot with the cover on. Fig. 2 is a detail central vertical section of the pot and cover, with modification of the hinge. Fig. 3 is a detail, showing a modification of the hinge. Fig. 4 is a detail, showing construction of the edge of cover and top of pot. Fig. 5 is a detail, showing a modification in the hinge.

This invention relates to improvements in tea-pots; and consists, more particularly, in combining a metal cover with an earthen pot; also, in the construction of the hinge used for uniting the cover to the pot; also, in the general construction and combination of all the parts, all as will now be more specifically set out and explained.

In the accompanying drawings, A denotes any ordinary tea-pot, made of earthenware, china, or like material; and B is the metal cover, which is attached to and upon the pot A by hinge C. In the lower leaf of C, which comes against the body of the pot, is a start or projection, *d*, adapted to fit into a depression or perforation, *e*, in the body of the pot, and there is also in this leaf a hole, *f*, which matches with the hole *g* in the body of the pot. By means of the headed bolt *h*, passed through said holes in the hinge-leaf and pot, and secured on the inside of the pot by nut *i*, the lower leaf of the hinge can be made to fit tight and close to the pot. The start *d* will effectually prevent any lateral motion of the hinge.

The bolt *h* can be cast solid, or as part of the hinge-leaf, if desired. Also, instead of the start or projection *d* on the lower leaf of the hinge, there may be formed on the pot a projection, *k*, to fit into a corresponding depression or perforation in the lower leaf of the hinge. In many such ways, without in the least changing the character or nature of the present invention, the mere detail of the construction may be varied.

The upper leaf of the hinge is fastened to the cover or top by headed rivets, or in any ordinary and desirable manner, to obtain a durable and finished connection.

The cover may have a bent edge, so as to give it a little spring over the edge of the opening in the top of the pot. This will not in the least interfere with the ease in using the pot, and will oftentimes be of advantage in preventing too free opening of the cover, as when the pot is tilted.

As thus made and constructed a neat, strong, cheap, and very serviceable device is produced.

Having thus described my invention, what I consider new, and desire to secure by Letters Patent, is—

1. The hinge C, having start *d*, combined with bolt *h*, nut *i*, and pot A, provided with perforation or depression *e* and perforation *g*.

2. The hinge C, constructed as described, combined with pot A and cover B, substantially in the manner shown and described.

In testimony that I claim the foregoing as my own I affix my signature in presence of two witnesses.

WILLIAM W. STEVENS.

Witnesses:

GEO. W. DEERING,
CHARLES G. HAINES.