

E. J. HAUCK.
Case for Spectacles or other Articles.
No. 219,468. Patented Sept. 9, 1879.

Fig. 1.

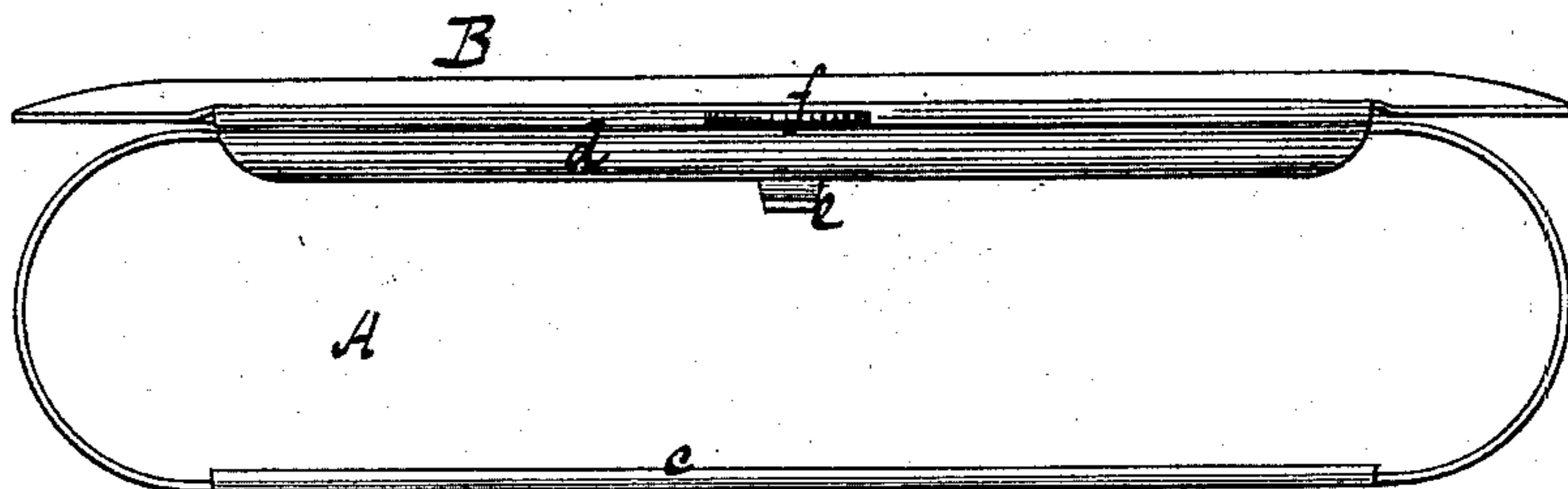


Fig. 2.

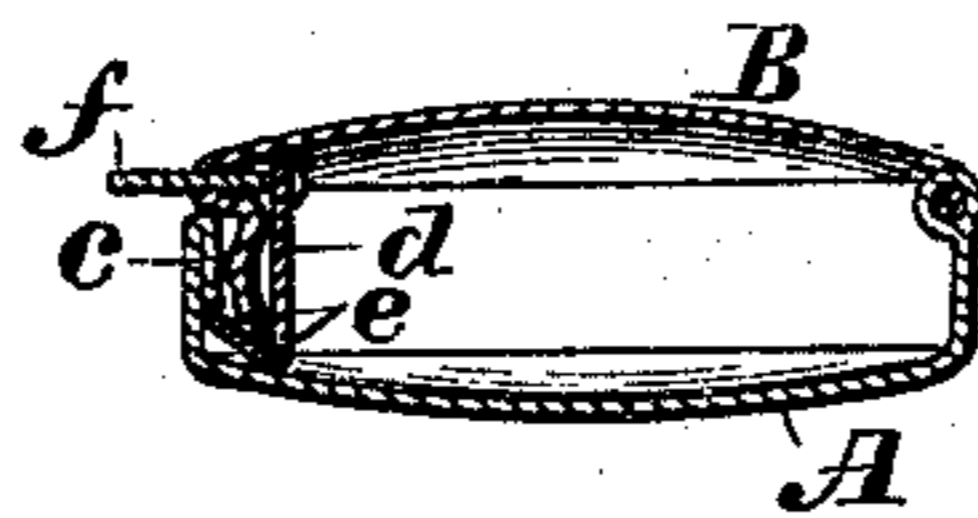


Fig. 4.

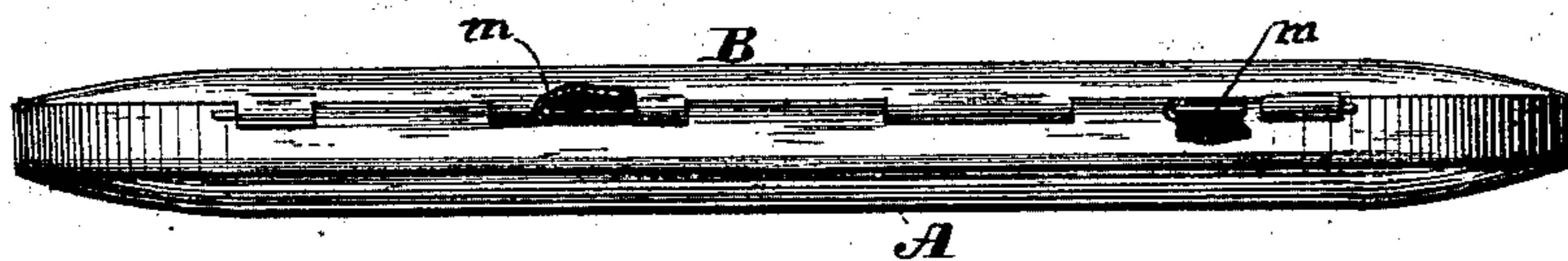
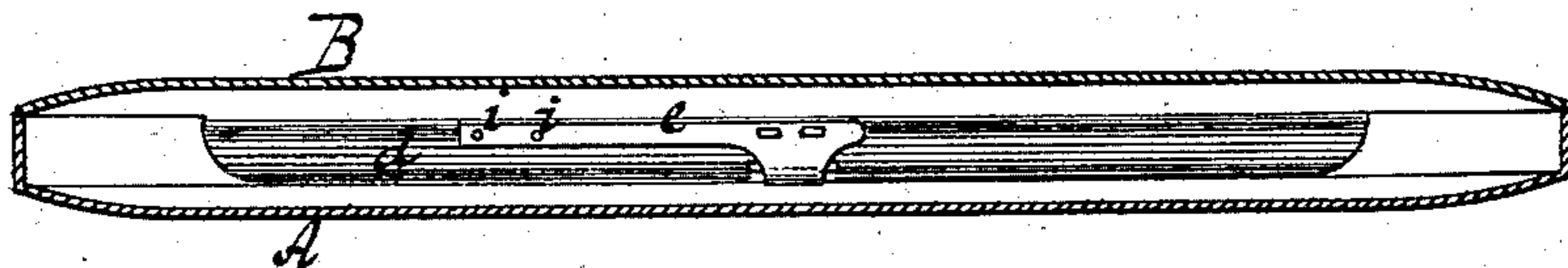


Fig. 3.



Witnesses
Otto Schefel and
William Miller

Inventor.
Edward J. Hauck.
by Van Santvoord & Hauff
his attys.

UNITED STATES PATENT OFFICE.

EDWARD J. HAUCK, OF BROOKLYN, NEW YORK.

IMPROVEMENT IN CASES FOR SPECTACLES OR OTHER ARTICLES.

Specification forming part of Letters Patent No. **219,468**, dated September 9, 1879; application filed July 31, 1879.

To all whom it may concern:

Be it known that I, EDWARD J. HAUCK, of Brooklyn, in the county of Kings and State of New York, have invented a new and useful Improvement in Cases for Spectacles or other Articles, which improvement is fully set forth in the following specification, reference being had to the accompanying drawings, in which—

Figure 1 is a plan or top view of my case when the lid is raised to a right angle with the body. Fig. 2 is a cross-section thereof when the lid is lowered. Fig. 3 is a longitudinal central section of the same. Fig. 4 is a rear view of the case, showing the manner of hinging the lid to the body of the box.

Similar letters indicate corresponding parts.

This invention relates to cases for spectacles or other similar articles; and consists in a novel construction and arrangement of parts, whereby the lid of the case is caused to carry a spring-catch for engaging with a lip formed on the front wall of the body, and the said front wall of the body and the front edge of the lid are re-enforced, so as to better sustain the strain to which they are subjected, all of which will be hereinafter particularly described.

In the drawings, the letter A designates the body, and B the lid, of my case, hinged together at one edge by loops and an inclosed wire, *m*. *c* is a lip formed on the front edge of the body, and *d* a lip formed on the front edge of the lid. *e* is a catch upon the lip *d*.

The lips *c* and *d* are formed in one piece with the body and lid, respectively, and both extend nearly the entire length of the case, the lip *c* being bent over or flattened against

the edge of the body, while it terminates a short distance above the bottom thereof, so that the lower edge of the lip is adapted to engage the catch *e*. The lip *d* is bent inward to clear the lip *c*, and left standing at a right angle (more or less) with the lid.

In the lip *d* is a slot, through which projects a finger-piece, *f*, secured to the catch *e*. This catch consists of a piece of spring metal, which is attached to the lip *d* by rivet *i*, or other suitable means, and is formed with a jaw, which springs under the edge of the lip *d* when the lid B is lowered on the body, thereby locking the two together.

It will be seen that by the lips *c* *d* the front edges of the body and lid are re-enforced or given sufficient strength to withstand any ordinary strain, so that such edges are not liable to be bent out of shape, while the lips are also practically adapted to the purpose of supporting and engaging a catch, respectively.

What I claim as new, and desire to secure by Letters Patent, is—

In a metallic case, the combination of the body A, having the lip *c* folded upon the front wall, and the hinged lid B, having the lip *d*, carrying the spring-catch *e*, carrying the outward-projecting finger-piece *f*, substantially as described.

In testimony that I claim the foregoing I have hereunto set my hand and seal this 28th day of July, 1879.

EDWARD J. HAUCK. [L. S.]

Witnesses:

E. F. KASTENHUBER,
J. VAN SANTVOORD.