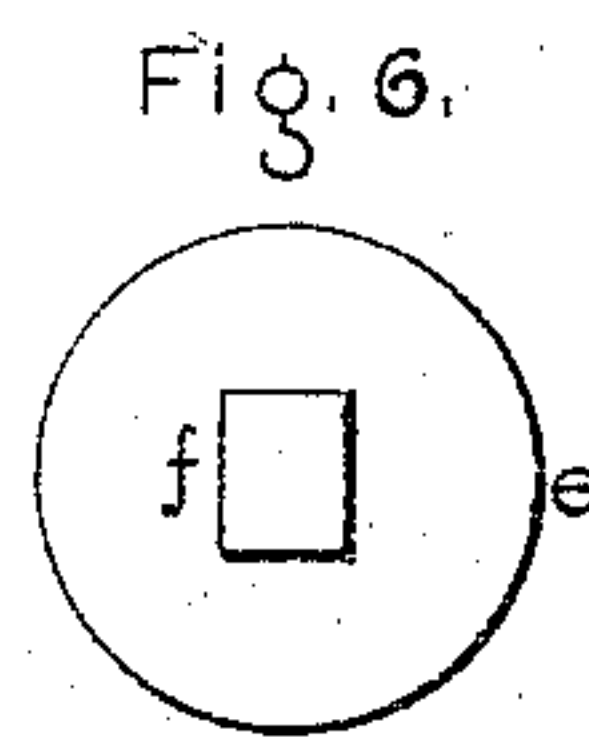
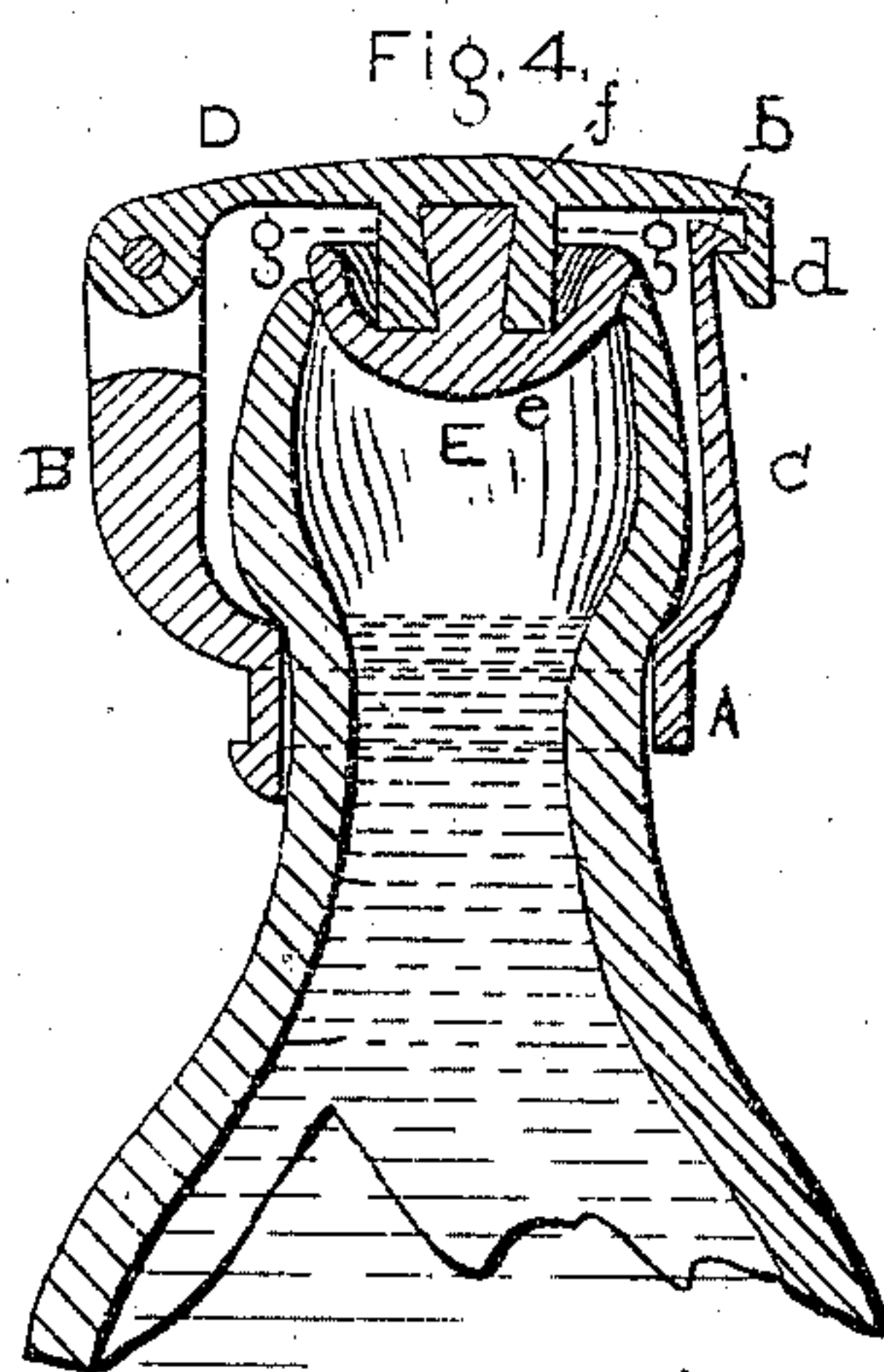
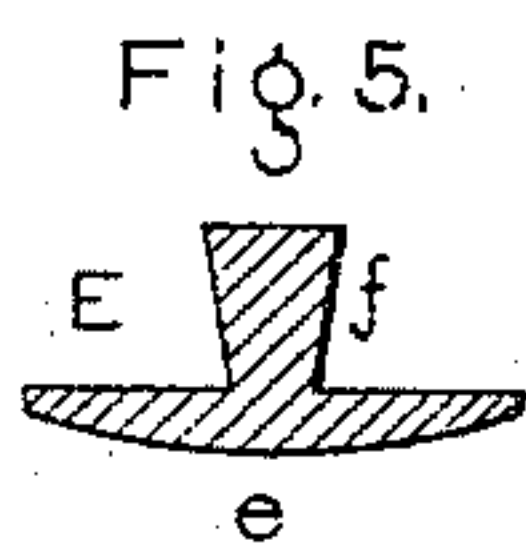
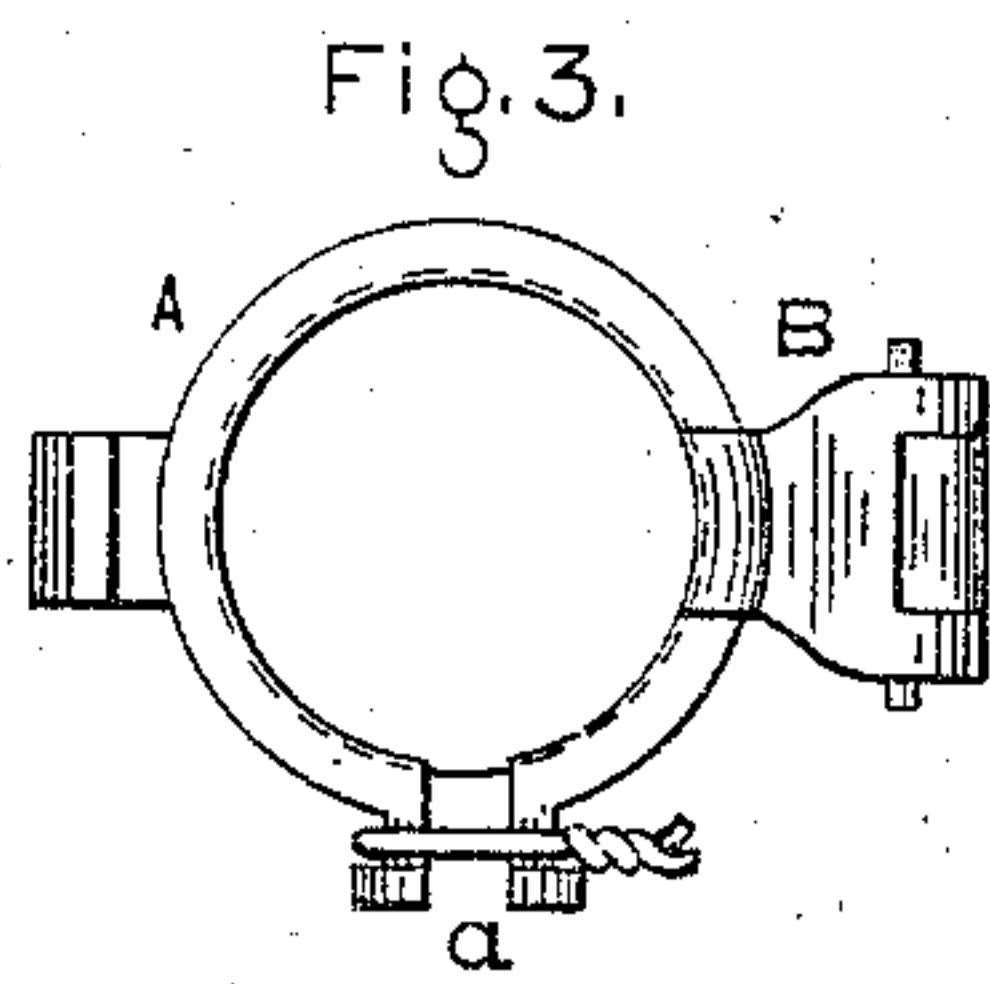
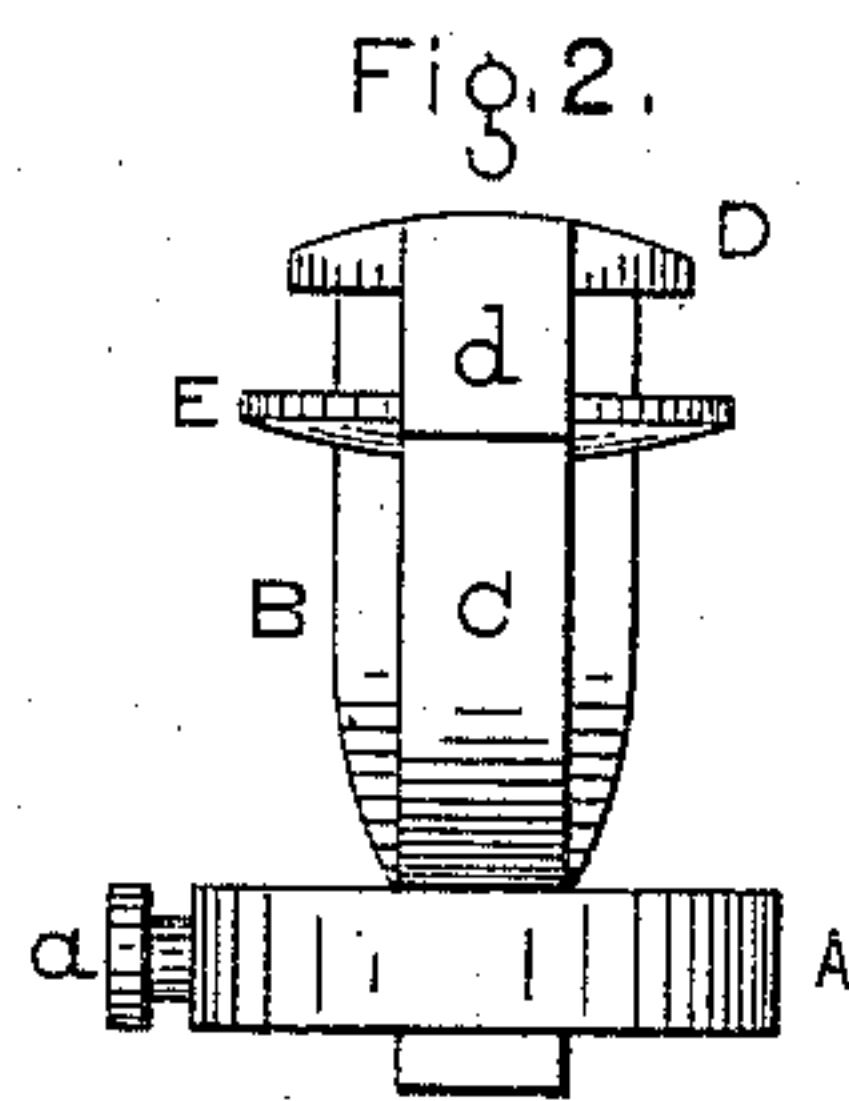
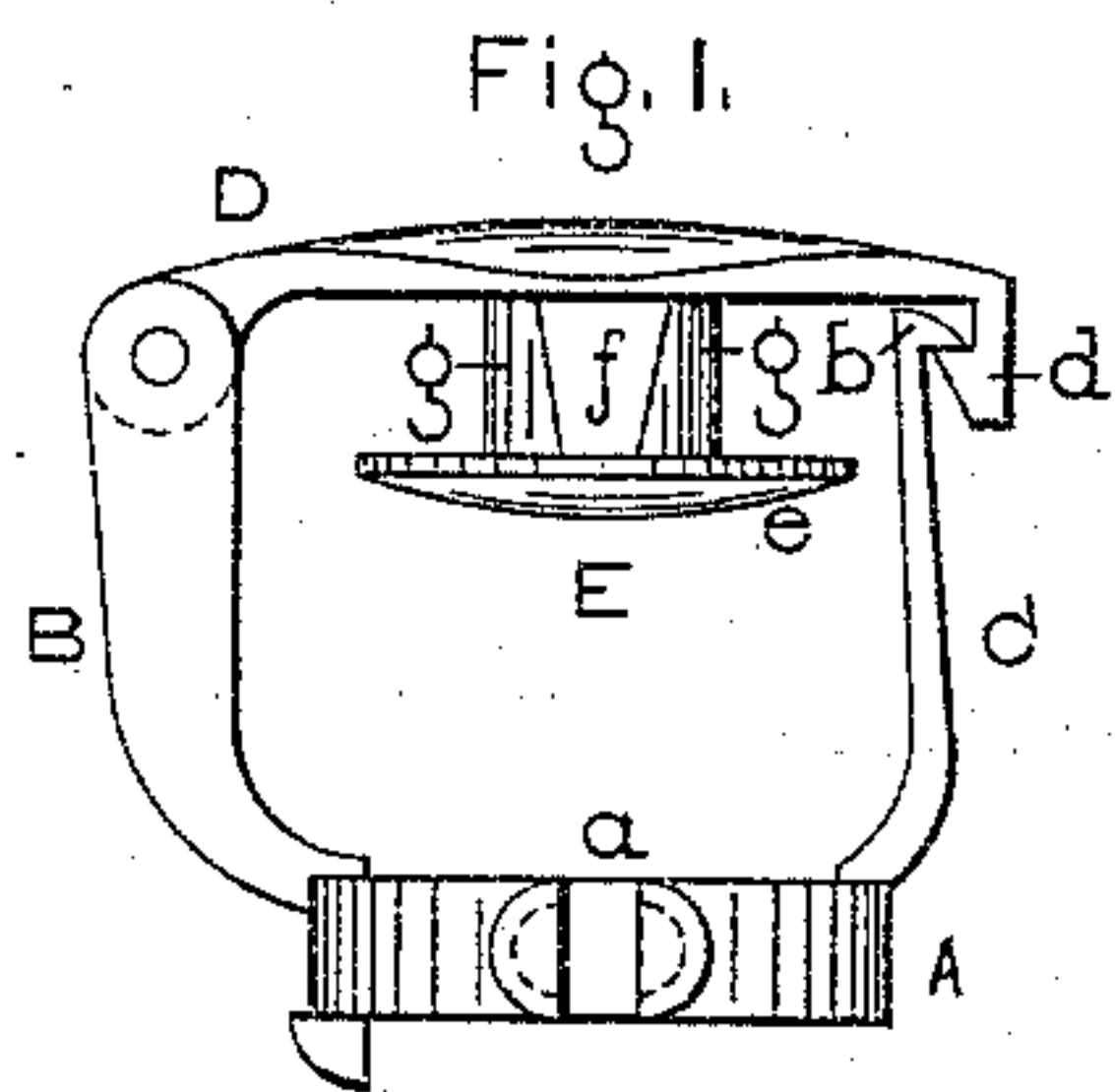


A. GODFREY.  
Bottle-Stopper.

No. 219,459.

Patented Sept. 9, 1879.



Witnesses:

*As. P. Grant,*

*H. F. Kitcher*

Inventor:

*Alfred Godfrey,*

by *John A. Wiedersheim,*  
ATTORNEY.

# UNITED STATES PATENT OFFICE.

ALFRED GODFREY, OF PHILADELPHIA, PENNSYLVANIA.

## IMPROVEMENT IN BOTTLE-STOPPERS.

Specification forming part of Letters Patent No. **219,459**, dated September 9, 1879; application filed March 6, 1879.

*To all whom it may concern:*

Be it known that I, ALFRED GODFREY, of the city and county of Philadelphia, and State of Pennsylvania, have invented a new and useful Improvement in Bottle-Stoppers, which improvement is fully set forth in the following specification and accompanying drawings, in which—

Figures 1 and 2 are side elevations of the stopper embodying my invention. Fig. 3 is a bottom view thereof. Fig. 4 is a vertical section thereof. Fig. 5 is a vertical section of the button detached. Fig. 6 is a top view thereof.

Similar letters of reference indicate corresponding parts in the several figures.

This invention relates to bottle-stoppers; and consists in the construction, combination, and arrangement of parts hereinafter set forth and claimed.

Referring to the drawings, A represents a band, which is adapted to embrace the neck of the bottle, and its ends are disconnected and provided with lugs *a*, for the wire or cord which connects said ends and holds the band in position. From opposite places of the band there rise an upright or support, B, and a spring-arm, C, whose upper end has a nose, *b*, for engagement with a downwardly-extending catch, *d*, of the head or top plate, D, which is hinged to the support B. E represents the button, consisting of a disk, *e*, and a wedge-shaped neck, *f*, which are formed together of rubber or other suitable elastic material, the base of the neck being above. From the under side of the head D there depend lugs *g g*, for holding the button E, the inner faces of said lugs being inclined and conforming to the wedge-shaped neck *f* of the button, whereby the lugs and neck are connected by a dovetailed joint.

It will be seen that when the stopper is secured in position the head D is brought over

and depressed to its full extent, in which operation the button is compressed into the neck of the bottle, thus completely closing the same, and the head D and spring-arm C engage, thus locking the head.

When the bottle is to be opened, the thumb is placed against the spring-arm C and the latter pressed until the nose *b* clears the catch *d*, whereby the head D is no longer controlled, and it immediately flies over.

It will be seen that only the use of the thumb in simply pressing in the arm C is required to open the bottle.

The button is readily applied to and detached from the head D, and it may be washed and kept clean, and from its construction the fluid is free from metallic contact, and as it has no openings or joints on its lower face for collection of fluid, souring or tainting of the contents of the bottle from the stopper is prevented.

Having thus described my invention, what I claim as new, and desire to secure by Letters Patent, is—

1. The pivoted imperforate top plate, D, having at its forward end a downward-extending catch, *d*, in combination with spring-catch C and standard B, both rigidly attached to the neck-band A, the said catch *d* overhanging the nose *b* of spring-catch C on the outside of said nose, substantially as set forth.

2. The button E, with dovetailed neck *f*, in combination with top plate, D, having dovetailed lugs opening at opposite sides, whereby said button may be readily attached to said top plate or detached therefrom by lateral movement.

ALFRED GODFREY.

Witnesses:

JOHN A. WIEDERSHEIM,  
H. E. GARSED.