

H. E. FOWLER.
Harness-Bridle.

No. 219,394.

Patented Sept. 9, 1879.

Fig. 1

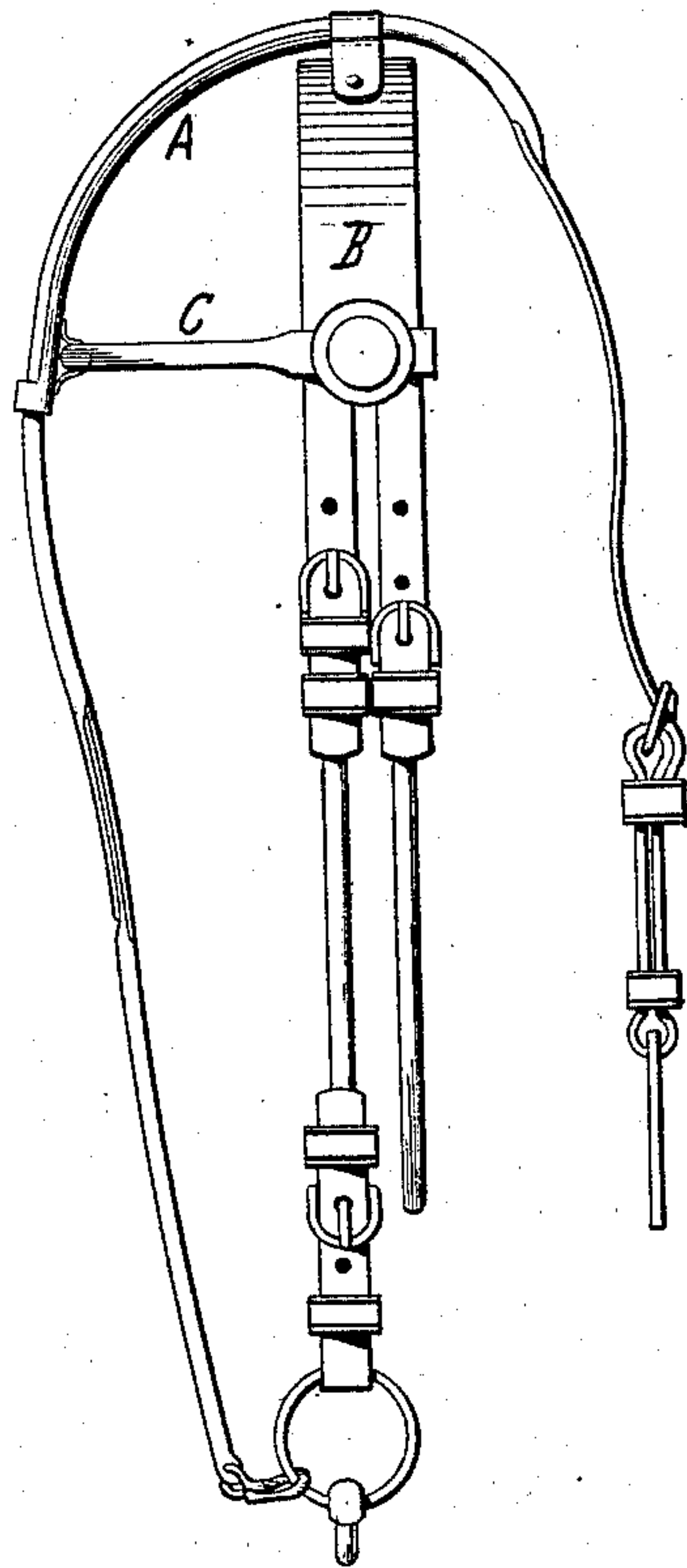


Fig. 2

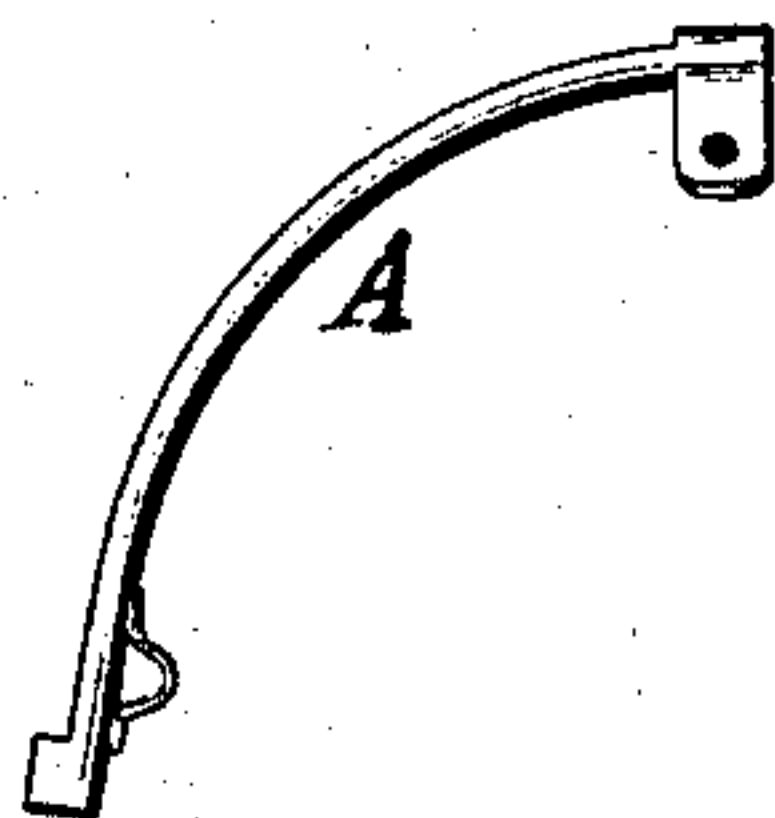


Fig. 3


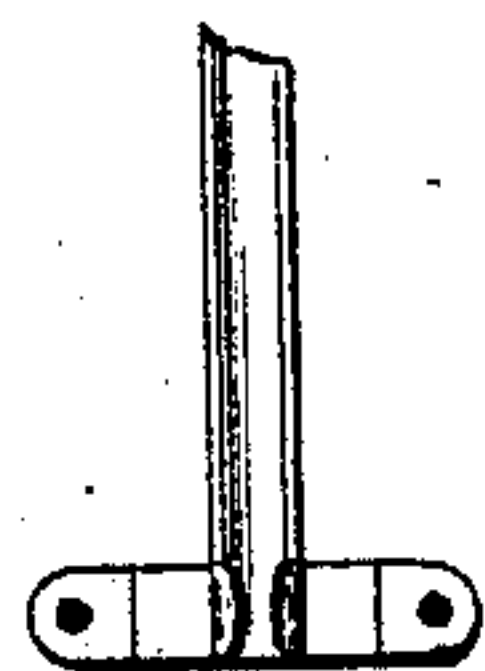


Fig. 4



Witnesses.

Roger M. Sherman
William F. Hopson

Inventor.

Herbert E. Fowler
by Geo. Derry Atty

UNITED STATES PATENT OFFICE.

HERBERT E. FOWLER, OF NEW HAVEN, CONNECTICUT.

IMPROVEMENT IN HARNESS-BRIDLES.

Specification forming part of Letters Patent No. **219,394**, dated September 9, 1879; application filed July 29, 1879.

To all whom it may concern:

Be it known that I, HERBERT E. FOWLER, of New Haven, in the county of New Haven and State of Connecticut, have invented a new and useful Improvement in Harness-Bridles, of which the following is a specification.

My invention relates to that class of bridles in which the check-rein passes over the top of the bridle and between the ears of the horse, and is divided in front into two parts extending to the rings of the bit. Its object is to raise the rein above the mane and foretop of the horse, and to allow it to slip more easily than it does through leather loops, as commonly arranged.

The invention consists in a curved and grooved metallic piece extending from the top strap to the front strap and attached to the straps, as is hereinafter more fully set forth and claimed.

In the drawings, which I hereby make a part of my specification, Figure 1 is a side view of the bridle, showing the curved and grooved metallic piece, the rein passing through it, and the manner of its attachment to the bridle. Fig. 2 is a side view, and Fig. 3 a front view, of the piece. Fig. 4 is a front view of one end of the piece, showing an open instead of closed ends, as shown in the other figures.

To enable the public to make and use my improvement, I will describe it with more particularity.

The grooved and curved piece A is most

conveniently made of sheet metal cut to the requisite width, its ends being wide enough to form short tubes, as shown in Figs. 1, 2, and 3; or they may be narrower, so as to leave an open space, as shown in Fig. 4. This sheet metal is then worked into such form that its cross-section is a semicircle and its ends short tubes; or its ends may have open spaces, as shown in Fig. 4.

By means of the open spaces the flat part of the rein may be inserted and the rein drawn into the piece or taken out of it. The piece is curved or bent into the form shown in the figures. It is provided with means by which it is attached to the bridle, as shown in Fig. 1.

The piece A allows the check-rein to slip more easily through its groove than it does through leather loops as commonly arranged in this class of bridles, raises it above the mane and foretop of the horse, allows him to turn his head in either direction, and checks him by the bit.

Having described my improvement, what I claim as new, and desire to secure by Letters Patent, is—

The curved and grooved metallic piece A, extending from the top part to the front part of the bridle and attached to the parts, as shown and set forth.

HERBERT E. FOWLER.

Witnesses:

ROGER M. SHERMAN,
WILLIAM F. HOPSON.