

C. F. HECKMANN.
Ornamental Chain.

No. 219,092.

Patented Sept. 2, 1879.



FIG. 1.




FIG. 2.




FIG. 3.




FIG. 4.

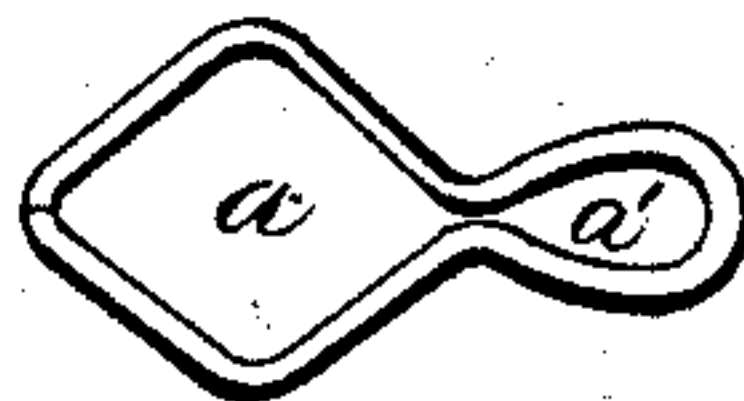


FIG. 5.



FIG. 6.

WITNESSES.

Wendel Bourguignon
Joseph J. Scholfield.

INVENTOR.

Charles F. Heckmann
per J. Scholfield
Attorney.

UNITED STATES PATENT OFFICE.

CHARLES F. HECKMANN, OF PLAINVILLE, MASSACHUSETTS.

IMPROVEMENT IN ORNAMENTAL CHAINS.

Specification forming part of Letters Patent No. **219,092**, dated September 2, 1879; application filed June 30, 1879.

To all whom it may concern:

Be it known that I, CHARLES F. HECKMANN, of Plainville, in the county of Norfolk and State of Massachusetts, have invented an Improvement in Ornamental Chains, of which the following is a specification.

The nature of my invention consists in an improved ornamental chain-link formed of wire, bent horizontally into two unequal eyes or loops, with a contracted space or portion between them, and then bent vertically into a hook, the larger loop forming the back and the smaller loop the front portion of the hook, to which may also be attached an ornament stamped or cut from sheet-metal stock, the whole forming a chain suitable for necklaces and other ornamental purposes that admit of the concealment of the plain unornamented portion of the chain formed by the back loop or enlarged portion of the several hook-links.

Figure 1 represents the wire link formed in two unequal eyes or loops. Fig. 2 represents a plan view of the finished chain. Fig. 3 represents a side elevation of the same. Figs. 4, 5, and 6 represent modifications in the form of the links.

In the drawings A, Fig. 1, is a piece of wire bent into the two unequal eyes or loops *a* and *a'*, with the two ends of the wire abutting against each other at *b*. The loop *a'* is bent upward and over the loop *a*, thus forming the

hook B, as shown in Fig. 3, and several of these hooks are formed into a chain, as shown in Figs. 2 and 3. After the hooks are linked together I solder upon the face of the smaller loop, or front of the hook, the ornamental pieces C C C, made in the form of stamped metal leaves or other suitable shapes, thus producing an effect highly desirable for various purposes in jewelry. The loop *a* may be made in various shapes, as shown in Figs. 4 and 5, and the wires between the loops *a* and *a'* may be twisted upon each other, as shown in Fig. 6. The ends of the wire A may be either soldered together at the point *b* or left free, as desired, and I make the chain either with or without the addition of the ornaments C C.

I claim as my invention—

1. An ornamental chain-link formed of wire, bent into two unequal eyes or loops, and formed into a hook by bending the smaller loop above and in front of the larger loop, substantially as described.

2. In a chain-link formed as above described and claimed, the combined ornamental piece attached to the face or front of the smaller loop, substantially as described.

CHARLES F. HECKMANN.

Witnesses:

HARMON S. BABCOCK,
JOSEPH J. SCHOLFIELD.