

S. J. BRADMON.
Wash-Board.

No. 219,064.

Patented Sept. 2, 1879.

Fig. 1.

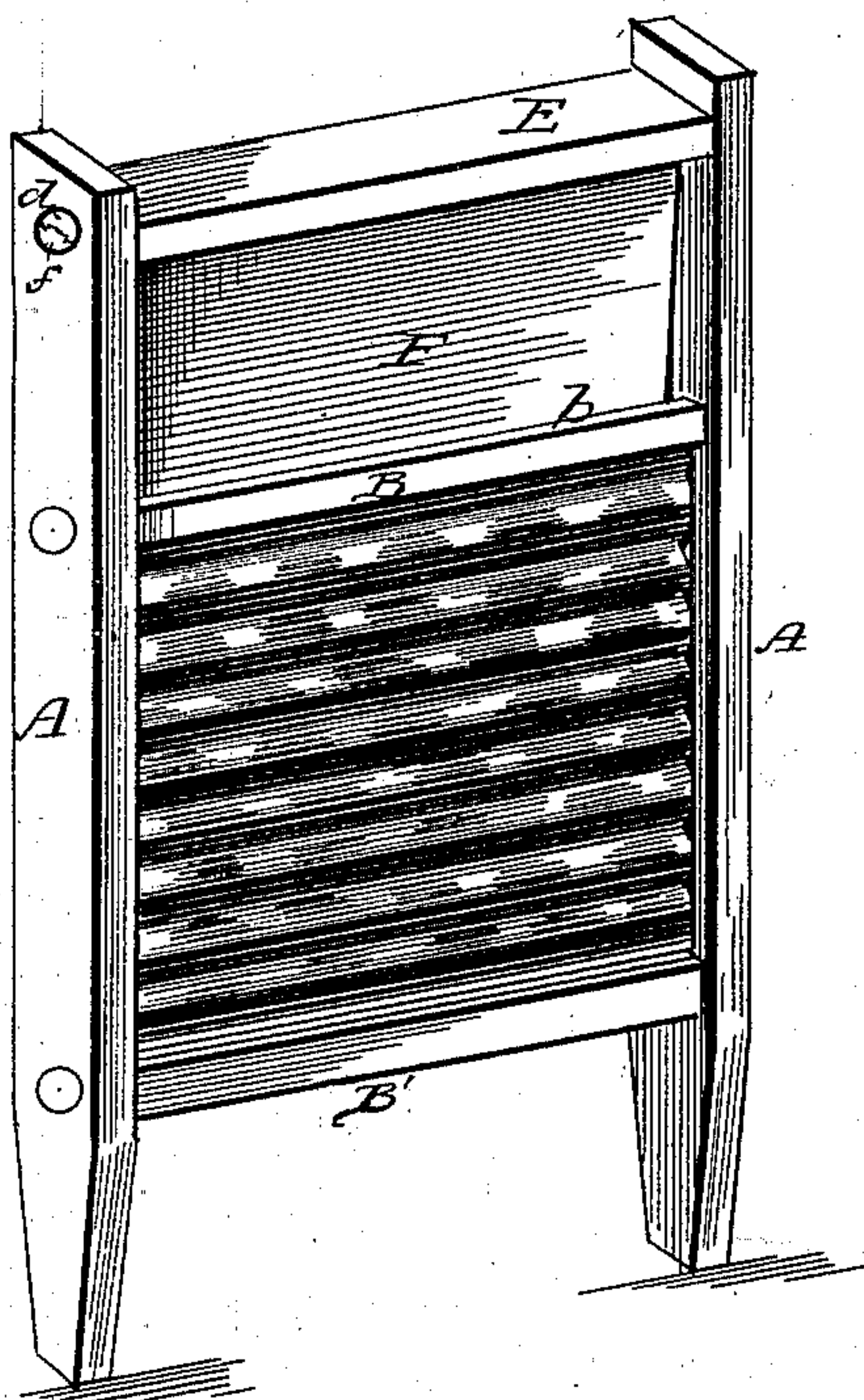


Fig. 2.

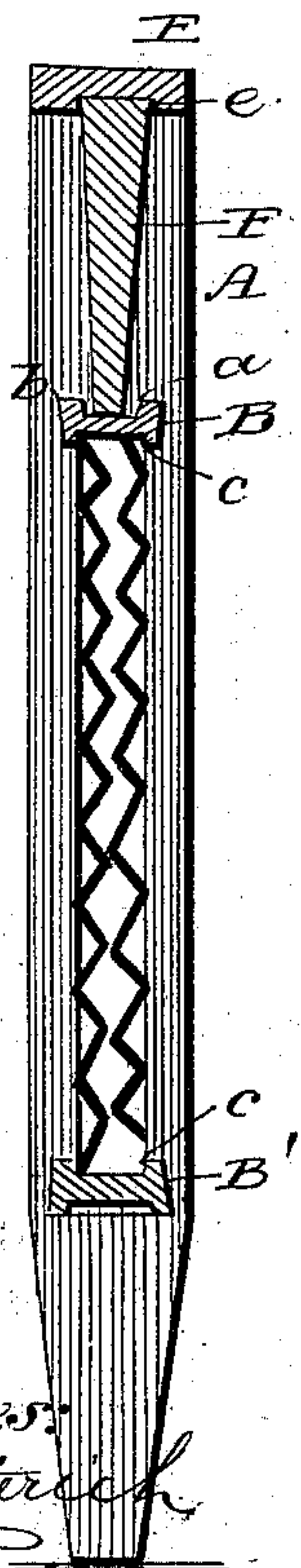
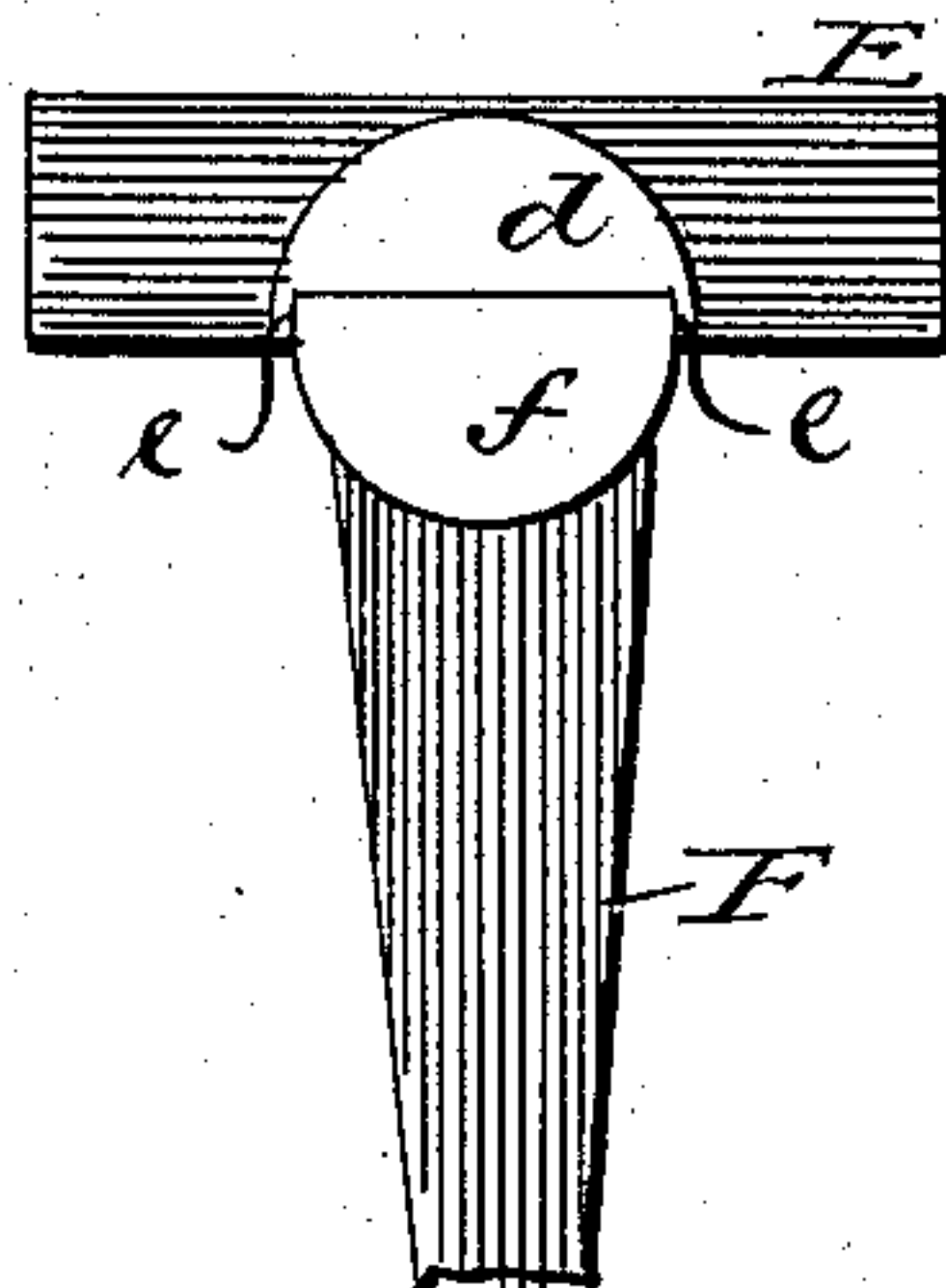


Fig. 3.



Witnesses:
Ed. G. Dietrich
J. R. Littell,

Inventor:
Samuel J. Bradmon,
by C. A. Snow & Co. attys.

UNITED STATES PATENT OFFICE.

SAMUEL J. BRADMON, OF MASON, MICHIGAN, ASSIGNOR OF ONE-HALF HIS
RIGHT TO JOHN B. DWINELL.

IMPROVEMENT IN WASH-BOARDS.

Specification forming part of Letters Patent No. **219,064**, dated September 2, 1879; application filed
March 17, 1879.

To all whom it may concern:

Be it known that I, SAMUEL J. BRADMON, of Mason, in the county of Ingham and State of Michigan, have invented certain new and useful Improvements in Wash-Boards; and I do hereby declare that the following is a full, clear, and exact description of the invention, which will enable others skilled in the art to which it appertains to make and use the same, reference being had to the accompanying drawings, which form a part of this specification.

Figure 1 is a perspective view. Fig. 2 is a longitudinal sectional view; and Fig. 3 is a detail view, showing the method of pivoting the upper cross-piece and the top board.

Corresponding parts in the several figures are denoted by like letters of reference.

This invention relates to that class of wash-boards which are provided with pivoted or movable soap-boards; and it consists in certain improvements in the construction of the same, which I shall now proceed more fully to describe with reference to the drawings, in which—

A A represent the side pieces, which are connected by cross-pieces B B', so as to form a frame, in which the rubbing-plates are secured in the usual manner.

To hold the rubbing-plates the side pieces, A A, and cross-pieces B B' are provided with grooves *c c*, as shown.

The upper ends of the side pieces, A A, are connected by a cross-piece, E, provided with

a groove, *e*, to accommodate the head-board F. The upper end of said head-board and the cross-piece E are provided with lateral projections *d f*, which are turned down to form pivots, by which the said parts are pivoted between the side pieces, A A.

To receive the lower end of the head-board the cross-piece B of the frame is provided with a groove, *a*, which must be of sufficient width to permit the said head-board to swing upon its pivots to a certain extent, its lower end being supported upon either one of the flanges *b b*, formed upon cross-piece B, by the groove *a*.

I am aware that, broadly considered, a movable head-board is not new, it being shown in the patent to Sargent, August 20, 1878. Such, therefore, I do not claim; but,

Having thus described my invention, I claim and desire to secure by Letters Patent of the United States—

The combination, with a reversible wash-board having grooved cross-piece B, of the cross-piece E, having projections *d*, and head-board F, having projections *f*, said projections *d f* forming pivots for the head-board F and cross-piece E, as set forth.

In testimony that I claim the foregoing as my own I have hereto affixed my signature in presence of two witnesses.

SAMUEL J. BRADMON.

Witnesses:

C. C. WALKER,
G. J. COTTON.