

J. G. WIGGINS.
Can-Opener.

No. 219,049.

Patented Aug. 26, 1879.

Fig. 1.

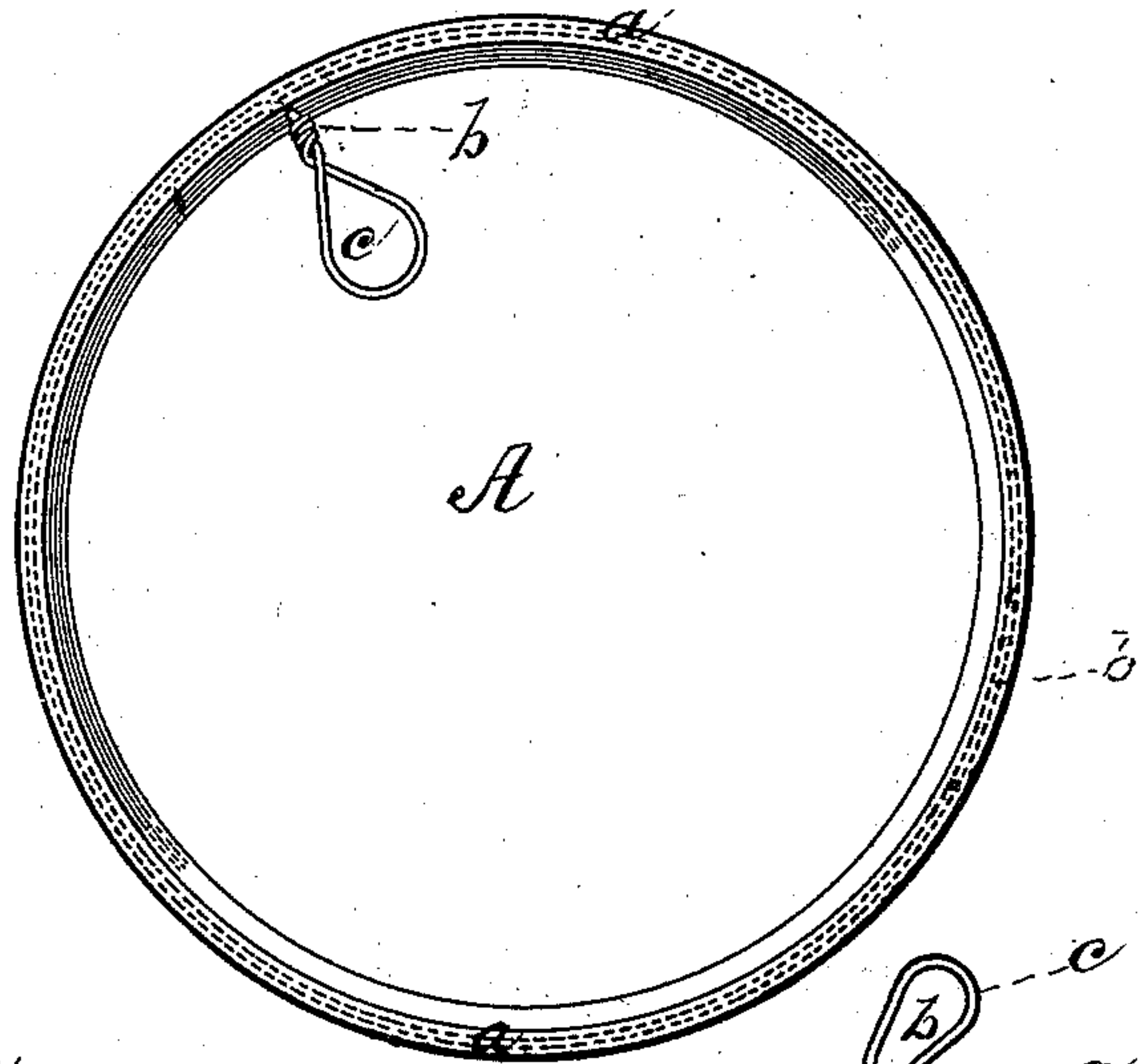


Fig. 2.


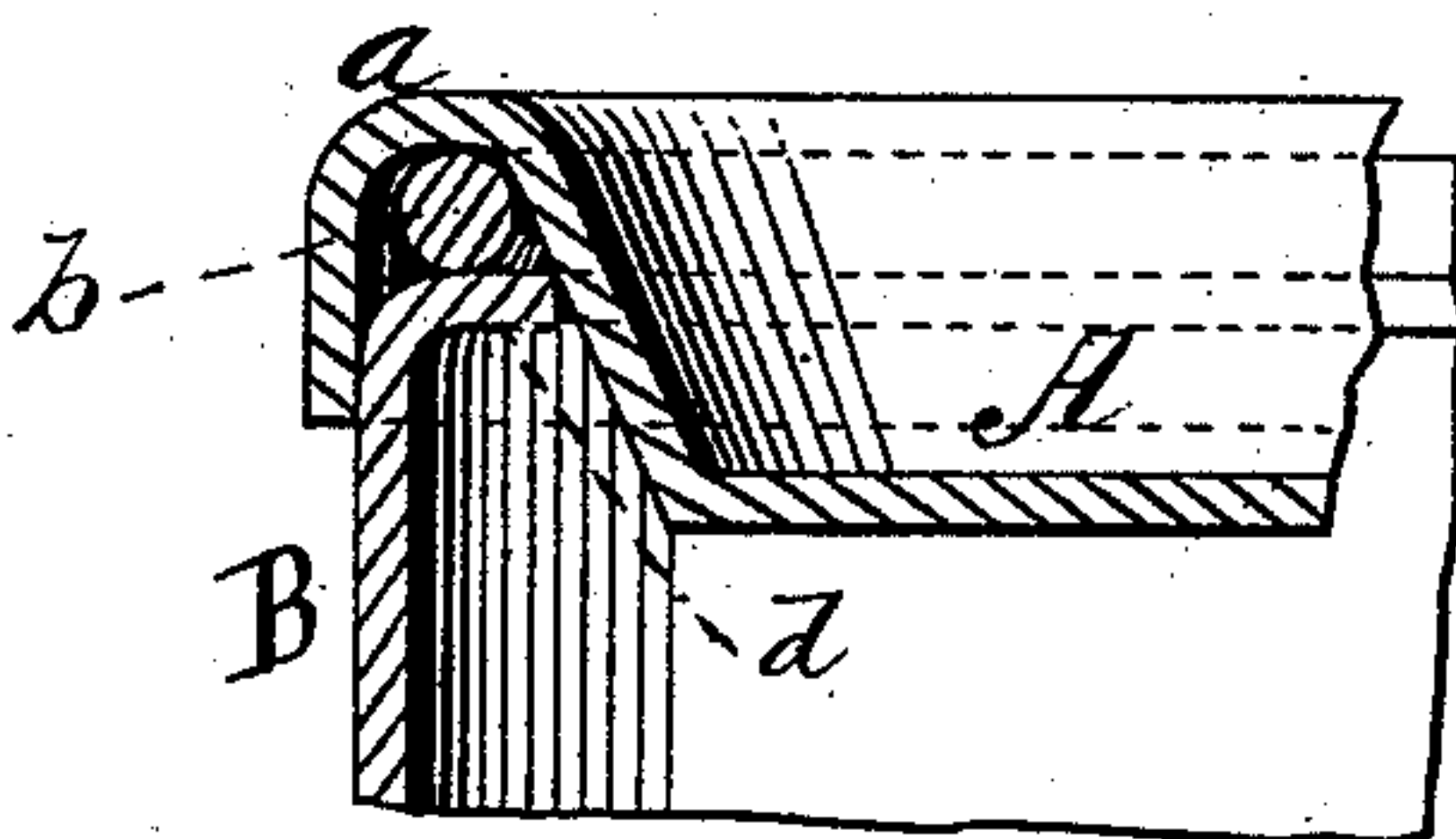


Fig. 3.



WITNESSES
Villette Anderson.
F. J. Masi

INVENTOR
Jefferson G. Wiggins,
by E. W. Anderson
ATTORNEY

UNITED STATES PATENT OFFICE.

JEFFERSON G. WIGGINS, OF SENECA FALLS, NEW YORK.

IMPROVEMENT IN CAN-OPENERS.

Specification forming part of Letters Patent No. **219,049**, dated August 26, 1879; application filed February 17, 1879.

To all whom it may concern:

Be it known that I, JEFFERSON G. WIGGINS, of Seneca Falls, in the county of Seneca and State of New York, have invented a new and valuable Improvement in Can-Openers; and I do hereby declare that the following is a full, clear, and exact description of the construction and operation of the same, reference being had to the annexed drawings, making a part of this specification, and to the letters and figures of reference marked thereon.

Figure 1 of the drawings is a representation of a top view of a can, showing my opener applied. Fig. 2 is a vertical central section of a can, showing the position of the opening-wire; and Fig. 3 is an enlarged sectional view of one edge of the same.

This invention has relation to can-opening devices; and it consists in the construction and novel arrangement of the pressed channel in the head, the wire-opener therein, and the flanged guard or support at the margin of the body passing into the channel of the head, as hereinafter shown and described.

In the accompanying drawings, the letter A designates the head or top of a can having a guiding-channel, *a*, pressed into it around its margin, the channel opening downward or toward the body portion, as shown. This channel is made large enough to contain the wire *b*, which is attached therein by solder at one end, and is carried around the groove and

extended through a perforation therein outside the head, this end being provided with a loop, *c*, for grasping when the wire-opener is operated.

The body portion B of the can is flanged around the edge which is to be attached to the channel-head, the flange *d* being narrow and designed to be pressed up into the channel *a* under the wire *b* to fill this channel and serve as a support and guard for the wire protecting the latter and holding it to its place.

When the wire is pulled upward by its exposed end loop it will tear through the guiding-channel around the top, and the center-piece D can then be bent upward or removed.

What I claim as my invention, and desire to secure by Letters Patent, is—

In a self-opening can, the combination, with a top having an annular channel, *a*, around the outer portion thereof and the wire-opener *b*, seated in said channel, of the flanged margin *d* of the can-body, set up into said channel to protect and support the wire, substantially as specified.

In testimony that I claim the above I have hereunto subscribed my name in the presence of two witnesses.

JEFFERSON G. WIGGINS.

Witnesses:

JASPER N. HAMMOND,
JOHN L. HALEY.