

L. W. OTT.
Bed-Lounge.

No. 219,010.

Patented Aug. 26, 1879.

Fig. 1

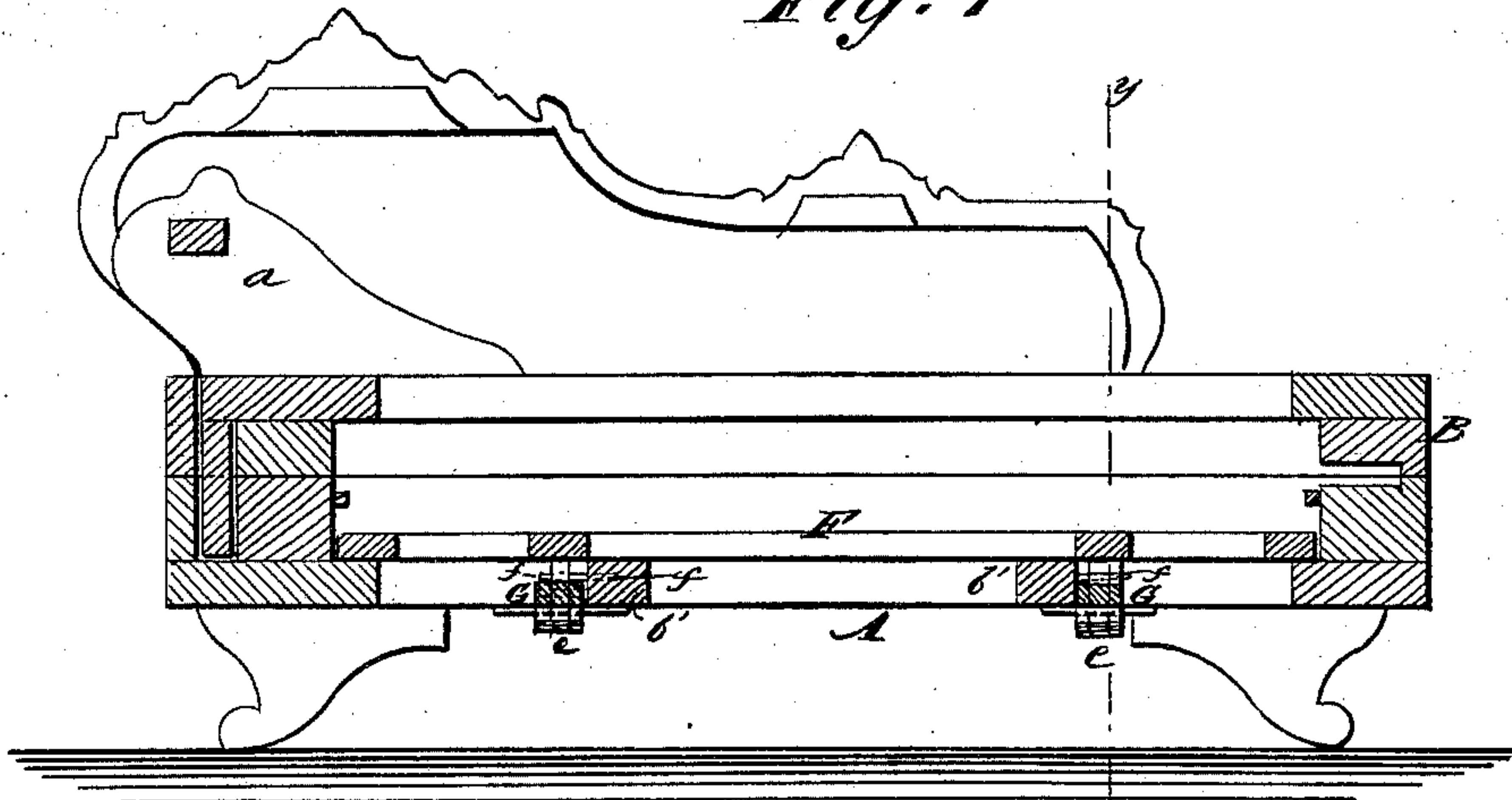


Fig. 2

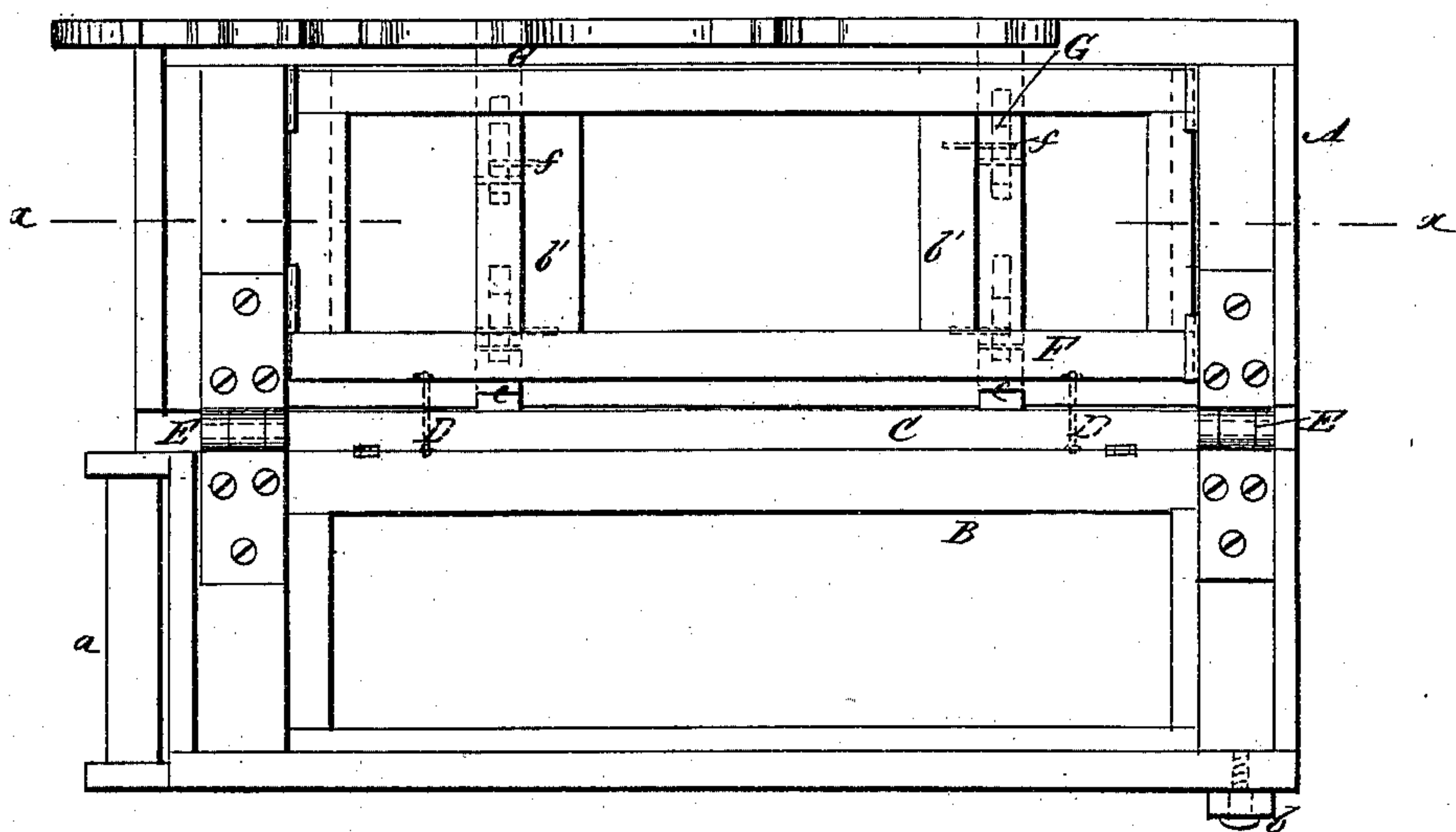
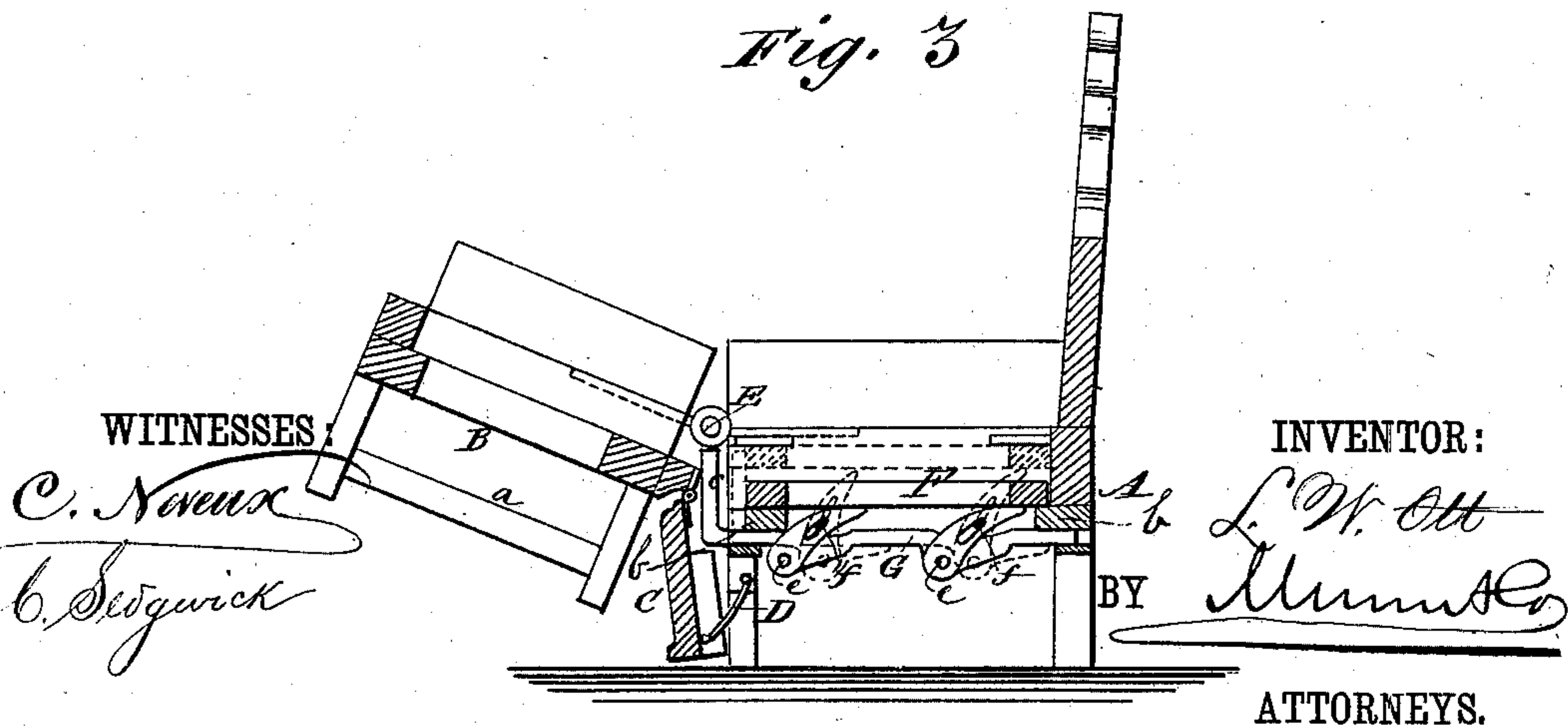


Fig. 3



UNITED STATES PATENT OFFICE.

LOUIS W. OTT, OF INDIANAPOLIS, INDIANA.

IMPROVEMENT IN BED-LOUNGES.

Specification forming part of Letters Patent No. **219,010**, dated August 26, 1879; application filed March 11, 1878.

To all whom it may concern:

Be it known that I, LOUIS W. OTT, of Indianapolis, in the county of Marion and State of Indiana, have invented a new and Improved Bed-Lounge, of which the following is a specification.

Figure 1 is a longitudinal section of my improved lounge, taken on the line *x x* in Fig. 2. Fig. 2 is a plan view, showing the bed-lounge opened. Fig. 3 is a transverse section taken on line *y y* in Fig. 1.

Similar letters of reference indicate corresponding parts.

My invention relates to bed-lounges that form a lounge or couch when closed, and when opened form a bed; and it consists in a movable front piece hinged to the upper portion of the bottom, and connected by a link with the lower portion, so that as the upper portion of the bottom is turned on its hinges the front piece is carried with it and drops down out of the way.

It also consists in a movable frame supported in the main frame on cams that are pivoted to sliding bars that are operated by the opening of the lounge, so as to raise the movable frame into the plane of the hinged portion. The object of this arrangement is to provide a space for containing the bedding.

In the drawings, A is a lounge-frame of ordinary form, to which is hinged the upholstered bottom B, having the usual head-rest *a*, and provided with a folding leg, *b*, that supports it when open.

To the front edge of the bottom B a front board, C, is hinged. This board is of sufficient width to cover the front edges of the bottom B, and also the part of the frame A to which the said bottom is hinged.

To the lower edge of the board C are secured the links D, which are hinged to the bottom of the frame A.

By this arrangement the board C is carried outward and downward, as shown in Fig. 3, until the bottom B is inverted and in a horizontal position; when the board C will be in the same plane as before, but nearer the floor and entirely out of the way, so that the bottom B may, when opened, adjoin the frame A.

In the frame A there is a movable frame, F, which rests upon the longitudinal bars *b* of the frame A.

Two sliding bars, G, having the right-angled ends *e*, that extend upward across the face of the frame A, are placed parallel with the cross-bars *b'*, in guides formed in the frame A.

To each sliding bar G two cams, *e*, are pivoted, which are slotted to receive studs *f*, which project from the bars *b'*.

The convex surface of the cams comes in contact with the cross-bars of the movable frame G, and when the bottom B is opened its inner edge presses against the right-angled ends of bars G and moves them inward, so that the cams *e* are turned on the studs *f*, and the frame F is raised up even with the frame B.

When the lounge is closed, the bars G being released permit the frame F to drop, thus making room for the bedding used in connection with the lounge.

Having thus described my invention, what I claim as new, and desire to secure by Letters Patent, is—

The movable frame F, sliding bars G, having angle-arm C, and cams *e*, in combination with the hinged frame B, as and for the purpose specified.

LOUIS W. OTT.

Witnesses:

GEORGE FELLER,
TÜRPE OTTO.