

H. T. LAPE.
Rub-Iron for Wagons.

No. 218,987.

Patented Aug. 26, 1879.

Fig. 1.

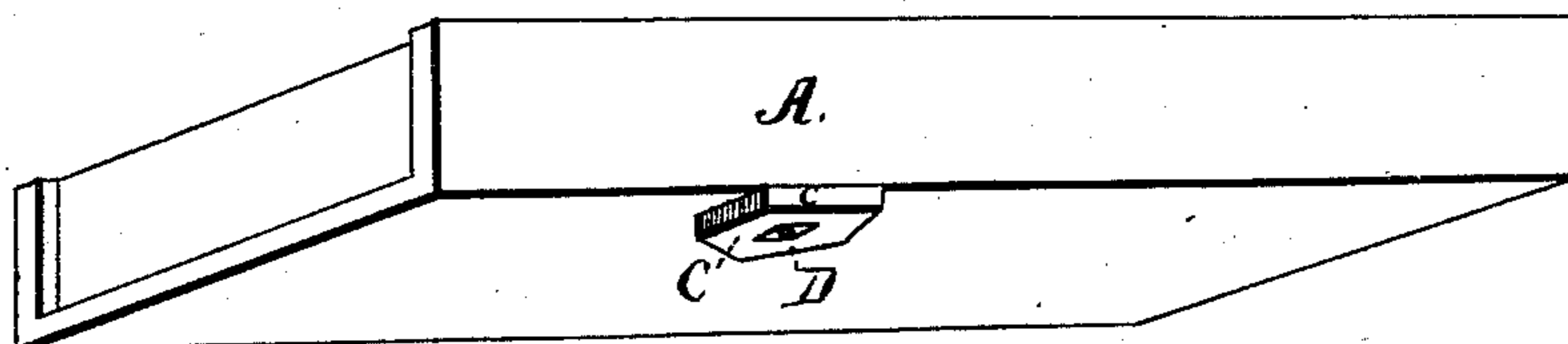


Fig. 2.

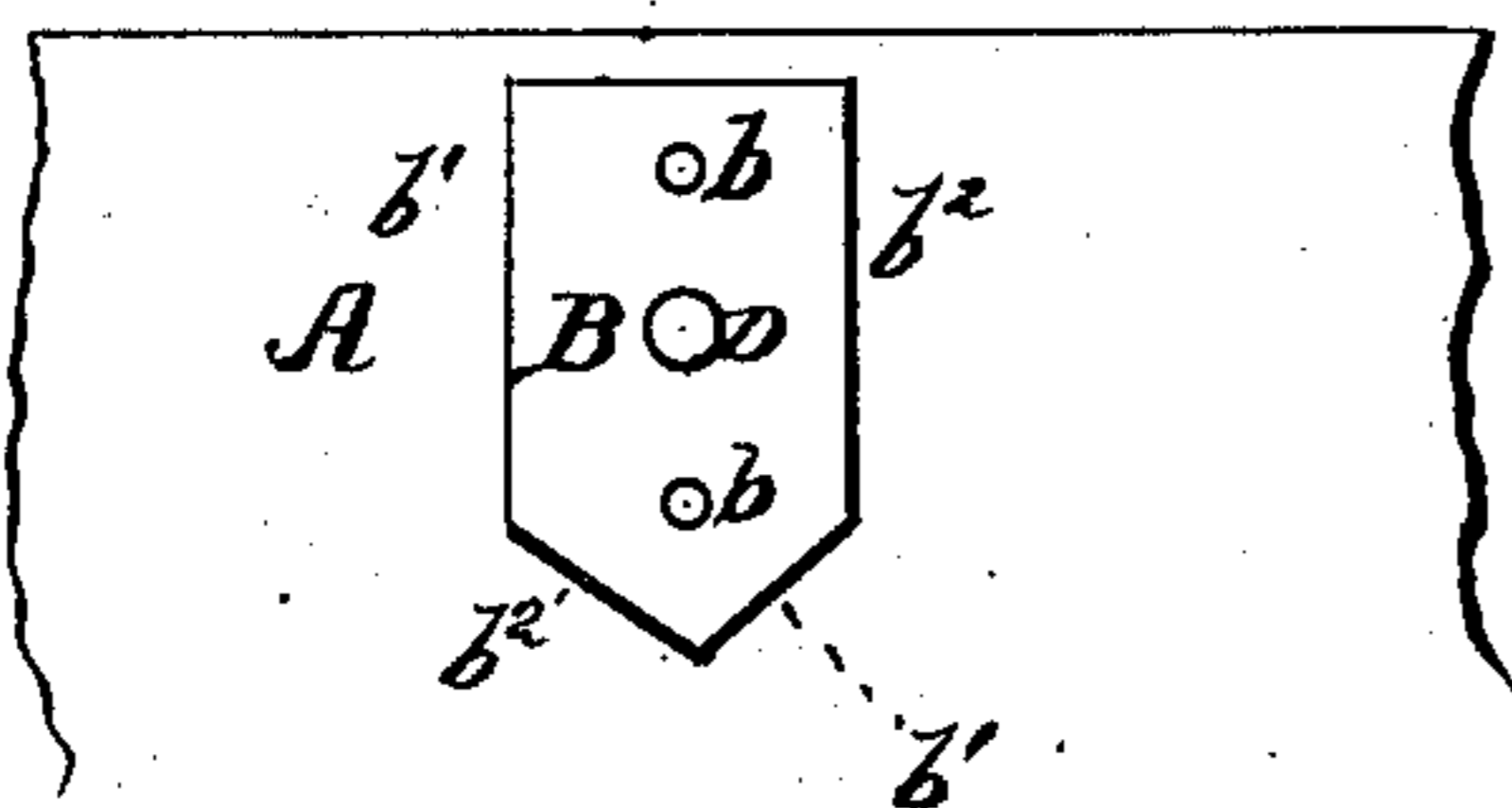
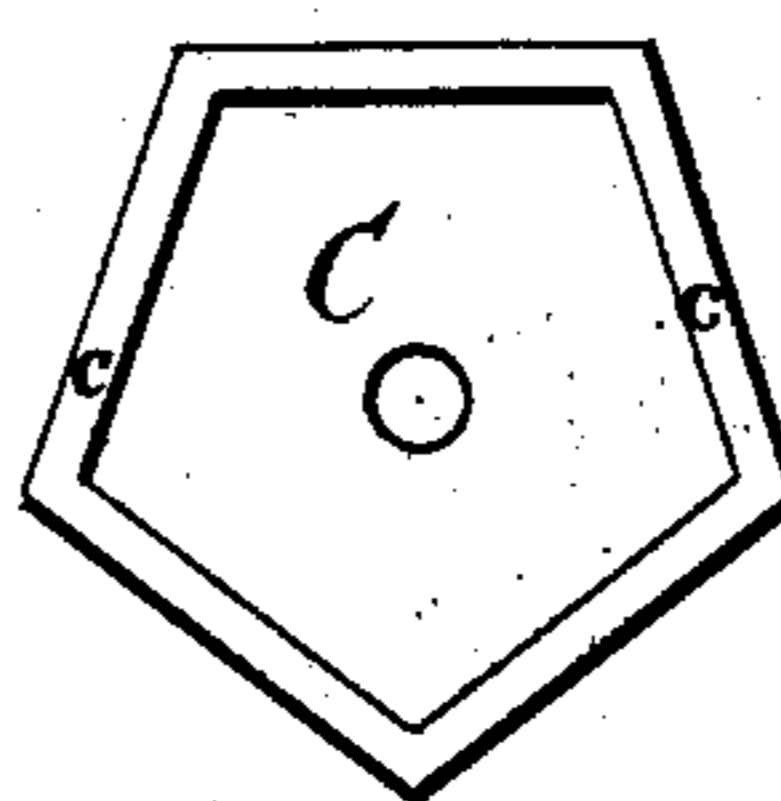


Fig. 3.



WITNESSES

Robert Everett
James J. Freely.

INVENTOR.

Hiram T. Lape.
Gibmore, Smith & Co.

ATTORNEYS

UNITED STATES PATENT OFFICE.

HIRAM T. LAPE, OF ROSEVILLE, ILLINOIS.

IMPROVEMENT IN RUB-IRONS FOR WAGONS.

Specification forming part of Letters Patent No. **218,987**, dated August 26, 1879; application filed May 3, 1879.

To all whom it may concern:

Be it known that I, HIRAM T. LAPE, of Roseville, in the county of Warren and State of Illinois, have invented certain new and useful Improvements in Reversible Cast Rub-Irons for Wagon-Boxes; and I do hereby declare that the following is a full, clear, and exact description of the construction and operation of the same, reference being had to the annexed drawings, making a part of this specification, and to the letters and figures of reference marked thereon.

Figure 1 of the drawings is a representation of a perspective of my device. Fig. 2 is a plan view, showing the plate B; and Fig 3 is a view of the plate C.

My invention relates to wagon-boxes; and it consists in a reversible rub-iron for a wagon-box and the manner of attaching it to the wagon-box, as will hereinafter more fully appear.

A is the wagon-box, and B is a piece attached rigidly to the wagon-box by the bolts *b b*. C is the rub-iron, which is constructed with three or more sides and has a flange, *c*, turned upward on all of its edges, thus forming a cupped or inclosed surface, bounded by angles and straight lines.

The rub-iron shown is made with five sides, so as to present five wearing-surfaces to the wheel; but I do not wish to confine myself to five or any given number of sides, as I find

that three, four, or six sided irons may readily be so placed and reversed for use, as required.

D is a bolt for holding the rub-iron C in position.

The plate B is so constructed that its sides *b¹* and *b¹* will engage the flange *c* of the rub-iron upon two of its sides, thus preventing the iron from being turned in one direction, while the sides *b²* and *b²* of the plate would engage opposite sides of the flange *c* and prevent the rub-iron from being turned in the opposite direction.

I do not wish to confine myself to the form of the block or plate B, as shown, as I may modify it by changing its form or number of sides without departing from my invention.

Having thus described my invention, what I claim as new, and desire to secure by Letters Patent, is—

In a rub-iron for a wagon-box, the plate B, in combination with the rub-plate C, provided with the flange C, constructed and operating together substantially as and for the purposes set forth.

In testimony that I claim the above I have hereunto subscribed my name in the presence of two witnesses.

HIRAM T. LAPE.

Witnesses:

GEO. N. NICHOLS,
D. M. TALIAFERRO.