

M. CARLETON.
Water-Wheel.

No. 218,858.

Patented Aug. 26, 1879.

Fig. 1.

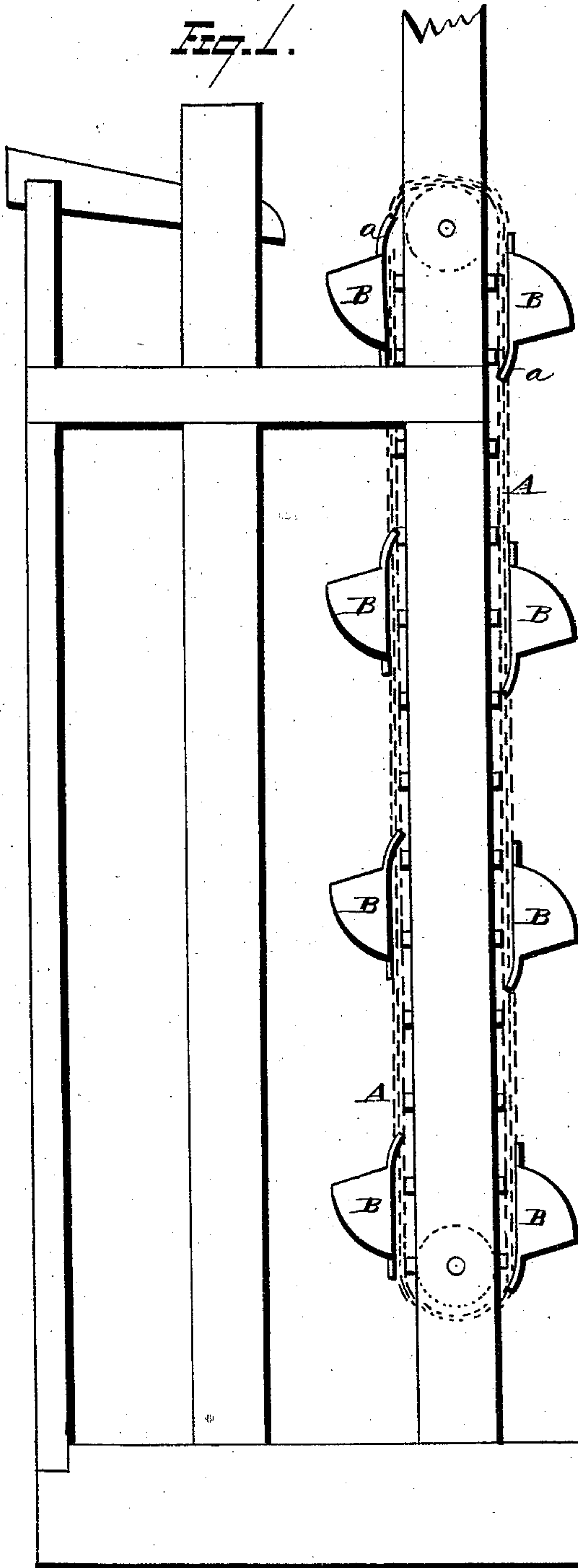
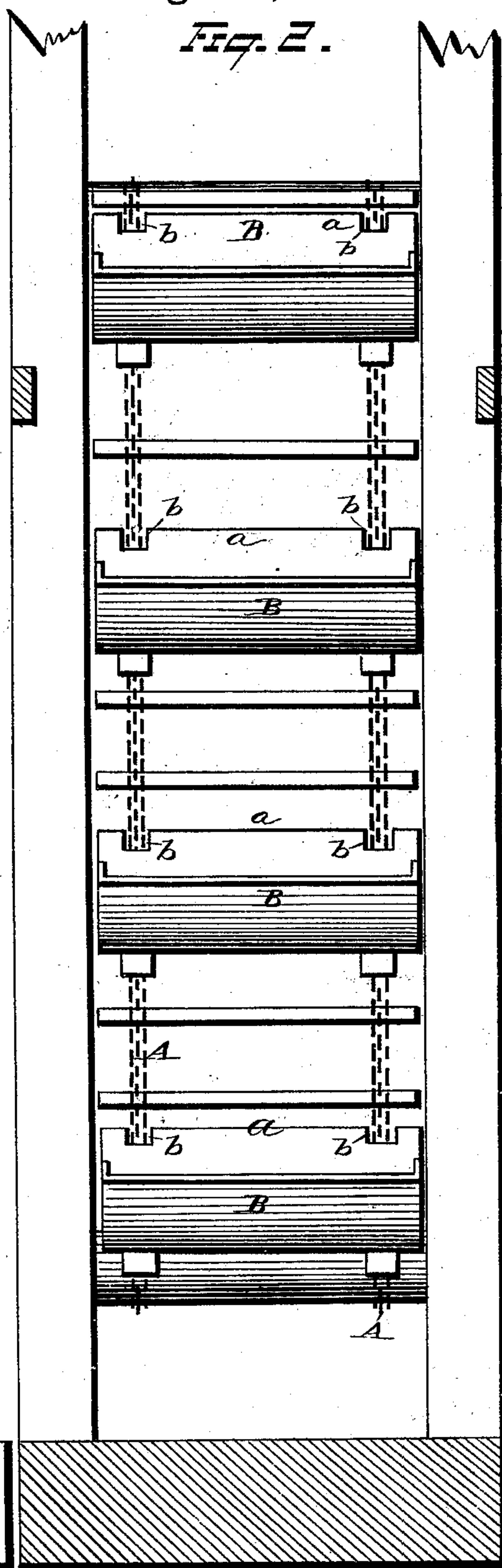


Fig. 2.



WITNESSES

E. J. Nottingham
A. M. Bright

INVENTOR

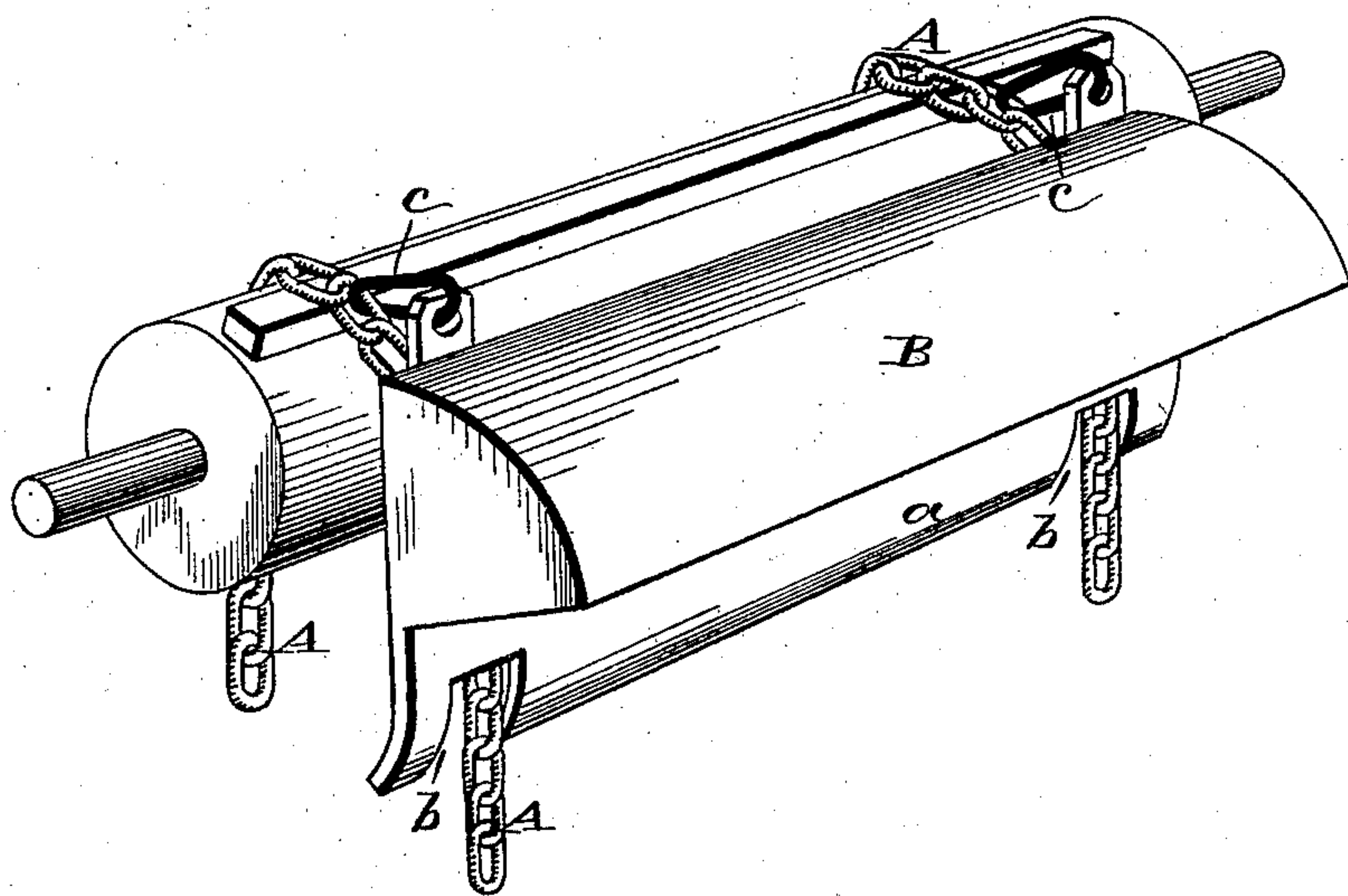
M. Carleton
By *H. A. Seymour*
ATTORNEY

M. CARLETON.
Water-Wheel.

No. 218,858.

Patented Aug. 26, 1879.

Fig. 3.



WITNESSES
E. J. Nottingham
A. M. Bright.

INVENTOR
M. Carleton,
By H. A. Symonds,
ATTORNEY

UNITED STATES PATENT OFFICE.

MILO CARLETON, OF ATCHISON COUNTY, KANSAS.

IMPROVEMENT IN WATER-WHEELS.

Specification forming part of Letters Patent No. **218,858**, dated August 26, 1879; application filed June 19, 1879.

To all whom it may concern:

Be it known that I, MILO CARLETON, of the county of Atchison and State of Kansas, have invented certain new and useful Improvements in Water-Wheels; and I do hereby declare the following to be a full, clear, and exact description of the invention, such as will enable others skilled in the art to which it pertains to make and use it, reference being had to the accompanying drawings, which form part of this specification.

My invention relates to a water-wheel which may serve as actuating means in operating any suitable machinery and provide a device which will work in an improved manner.

The invention consists in providing an endless belt of any suitable construction with a number of water-buckets whose upper portions are respectively formed rearwardly curved, and whose lower portions are connected with said belt by elastic devices.

In the drawings, Figure 1 is a view in side elevation of the invention. Fig. 2 is a vertical sectional view in front elevation of the belt. Fig. 3 is a detail view of one of the buckets and its connection with the belt.

The connecting mechanism by which the power of the wheel is utilized at any desired point to operate machinery may be of any suitable character. The endless belt A, to which the buckets B are secured, may likewise be made as desired. Preferably I employ two or more chains and transverse slats.

Each bucket is made with an upper rearwardly-curved longitudinal extension, *a*, provided with notches *b* corresponding to the chains, and in which the latter fit, as the buckets are in parallel position against said chains. This curved upper portion of the buckets per-

mits them to enter the water easily at the bottom of the wheel, and also to turn well in the water as they pass under the lower pulley. The water should be about as high as the middle of this pulley when the wheel is in operation, and hence the object and good result of said upper curved portions.

The upper or upper central portions of the buckets are respectively secured in any suitable manner to the endless belt. The lower portions are connected to the latter, however, by elastic fastenings *c*, which permit the buckets to readily turn around the pulleys without undue strain upon the belt, and return to their proper position immediately after passing said pulleys.

The buckets may be of any desired dimensions, as may also the endless belt.

It will be understood that the water-feeding device may be of any suitable character, and that such other connecting parts not herein specifically described and claimed may likewise be provided, as desired.

Having fully described my invention, what I claim as new, and desire to secure by Letters Patent, is—

A water-wheel consisting in the combination, with an endless belt, of buckets formed with their upper portions rearwardly curved and their lower portions connected by flexible fastenings to said belt, substantially as set forth.

In testimony that I claim the foregoing I have hereunto set my hand this 31st day of May, 1879.

MILO CARLETON.

Witnesses:

MOLLIE A. HELFRICH,
CLARA J. HELFRICH.