

J. P. HISLEY.
Tie-Loop.

No. 218,816.

Patented Aug. 26, 1879.




Fig. 1

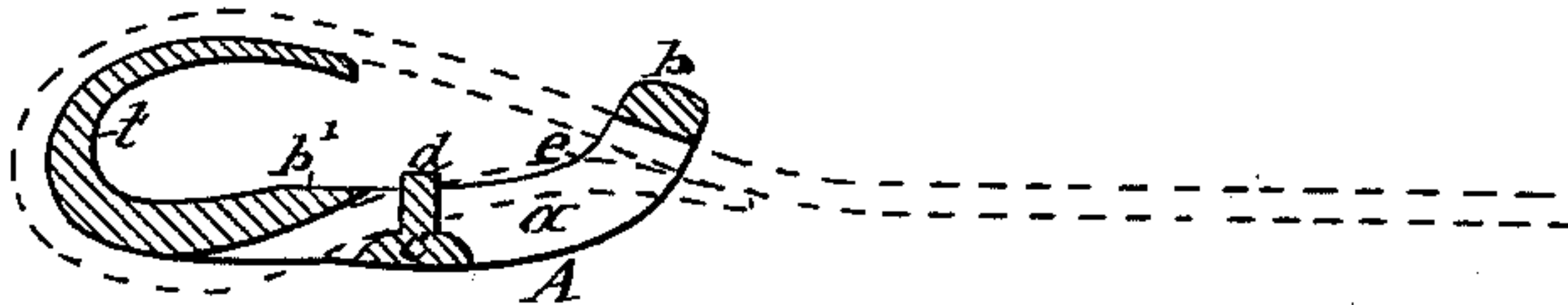


Fig. 2




Fig. 4

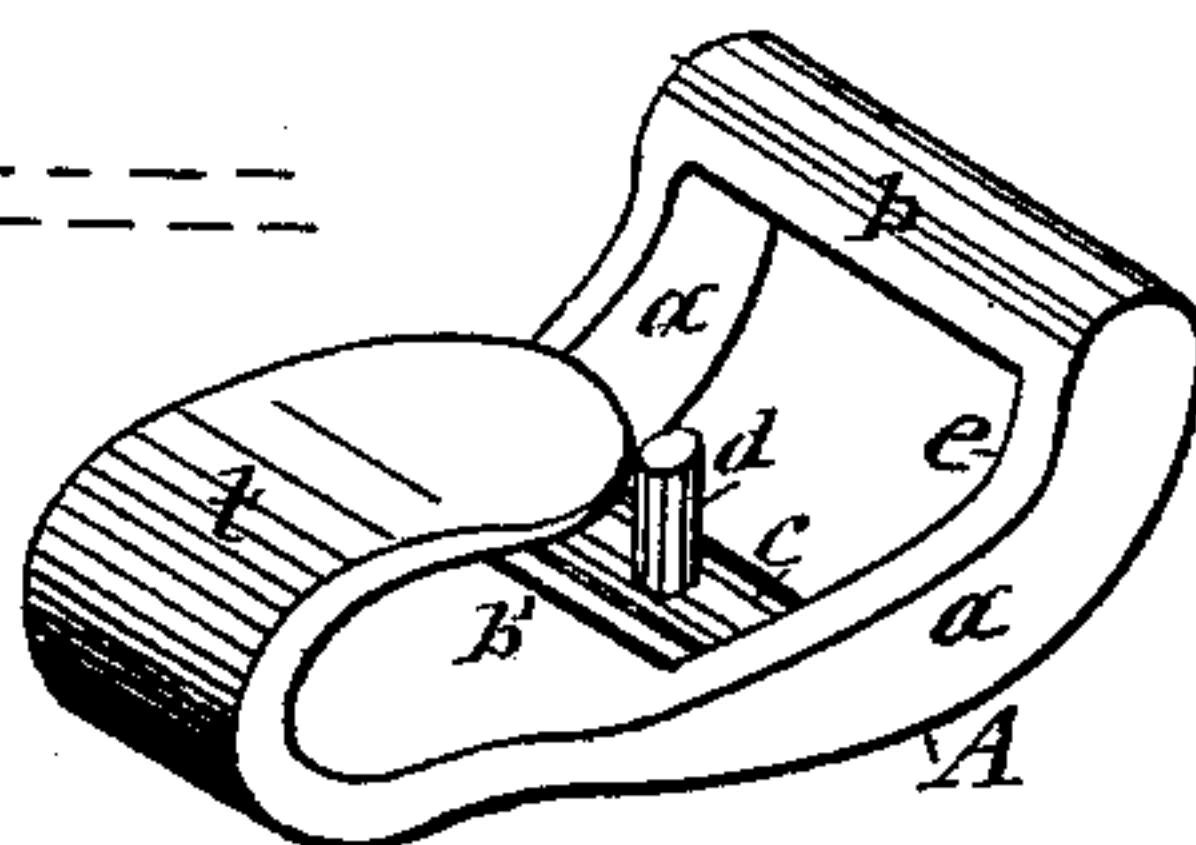


Fig. 3

WITNESSES:

E. Laess

G. Bendineen.

INVENTOR:

John P. Hisley
per Duell, Laess & Hey, Attorneys.

UNITED STATES PATENT OFFICE

JOHN P. HISLEY, OF SYRACUSE, NEW YORK.

IMPROVEMENT IN TIE-LOOPS.

Specification forming part of Letters Patent No. **218,816**, dated August 26, 1879; application filed July 10, 1879.

To all whom it may concern:

Be it known that I, JOHN P. HISLEY, of Syracuse, in the county of Onondaga, in the State of New York, have invented new and useful Improvements in Tie-Loops, of which the following, taken in connection with the accompanying drawings, is a full, clear, and exact description.

This invention relates to a novel, simple, convenient, and effective device for connecting a strap to a harness, and which will protect the strap against wear at the point of its connection, and is readily applied to a strap.

The invention consists of a buckle-frame formed of upwardly-curved side bars, connected by cross-bars at the ends and at the center, and provided at the front with a rearwardly-extended hook, and with a stud on the central cross-bar, the whole constructed and applied substantially as hereinafter more fully described.

In the accompanying drawings, Figure 1 is a side view of my invention; Fig. 2, a longitudinal section of same; Fig. 3, an isometric view of the tie-loop detached from the strap; and Fig. 4 illustrates modifications of same.

Similar letters of reference indicate corresponding parts.

A represents the frame or body of a buckle formed of the parallel side bars, *a a*, united at the ends by cross-bars *b b'*, and having an intermediate cross-bar, *c*, provided with a tongue or stud, *d*. The rear end of the side bars is curved upward, as shown at *e*, and the forward cross-bar, *b'*, is provided with an upwardly and rearwardly curved tongue or projection, *t*, adapted to be hooked onto the ring or other part of the bridle or harness to which the strap is to be connected.

The tongue or hook *t* may be either cast on the buckle-frame, as shown in Figs. 1, 2, and 3 of the drawings, or connected therewith by hinge or loose joint, as illustrated in Fig. 4 of the drawings. The latter construction facilitates the attachment of the device to the strap, and is thus better adapted for heavy straps.

The hook *t* has at the rear of the pivot an extension, *t'*, by which it bears on the strap, and thus more securely maintains the same in connection with the stud *d*.

The loose joint may be formed either by the cross-bar *b'* passing through an eye in the hook *t*, or by lugs cast on the said hook passing through eyes in the end of the side bars, *a a*. Either of the said connections can be made in the usual way—*i. e.*, by casting one of said parts loose around the other, or by bending around one prongs or lips cast on the other.

The device is applied to the strap by passing one end of the strap beneath the two end cross-bars, *b b'*, and over the intermediate cross-bar, *c*, and entering the tongue *d* into a hole in the strap, and then, after passing the other end of the strap through the ring or around the object to which it is to be connected, carrying the said end back over the top of the buckle, and inserting and drawing it under the rear cross-bar, *b*. The tongue *t*, being at the same time hooked onto the ring, is thus interposed between the same and the strap, and relieves the latter of a great amount of strain and wear.

Having thus described my invention, what I claim as new, and desire to secure by Letters Patent, is—

The improved tie-loop herein described, consisting of the frame A, formed of side bars, *a a*, having upward curvature *e*, rear cross-bar, *b*, central cross-bar, *c*, provided with stud *d*, and the front cross-bar, *b'*, provided with the hook *t*, constructed and designed to be applied to a strap substantially as described and shown.

In testimony whereof I have hereunto signed my name and affixed my seal, in the presence of two attesting witnesses, at Syracuse, in the county of Onondaga and State of New York, this 28th day of June, 1879.

JOHN P. HISLEY. [L. S.]

Witnesses:

E. LAASS,
C. GARLICK.