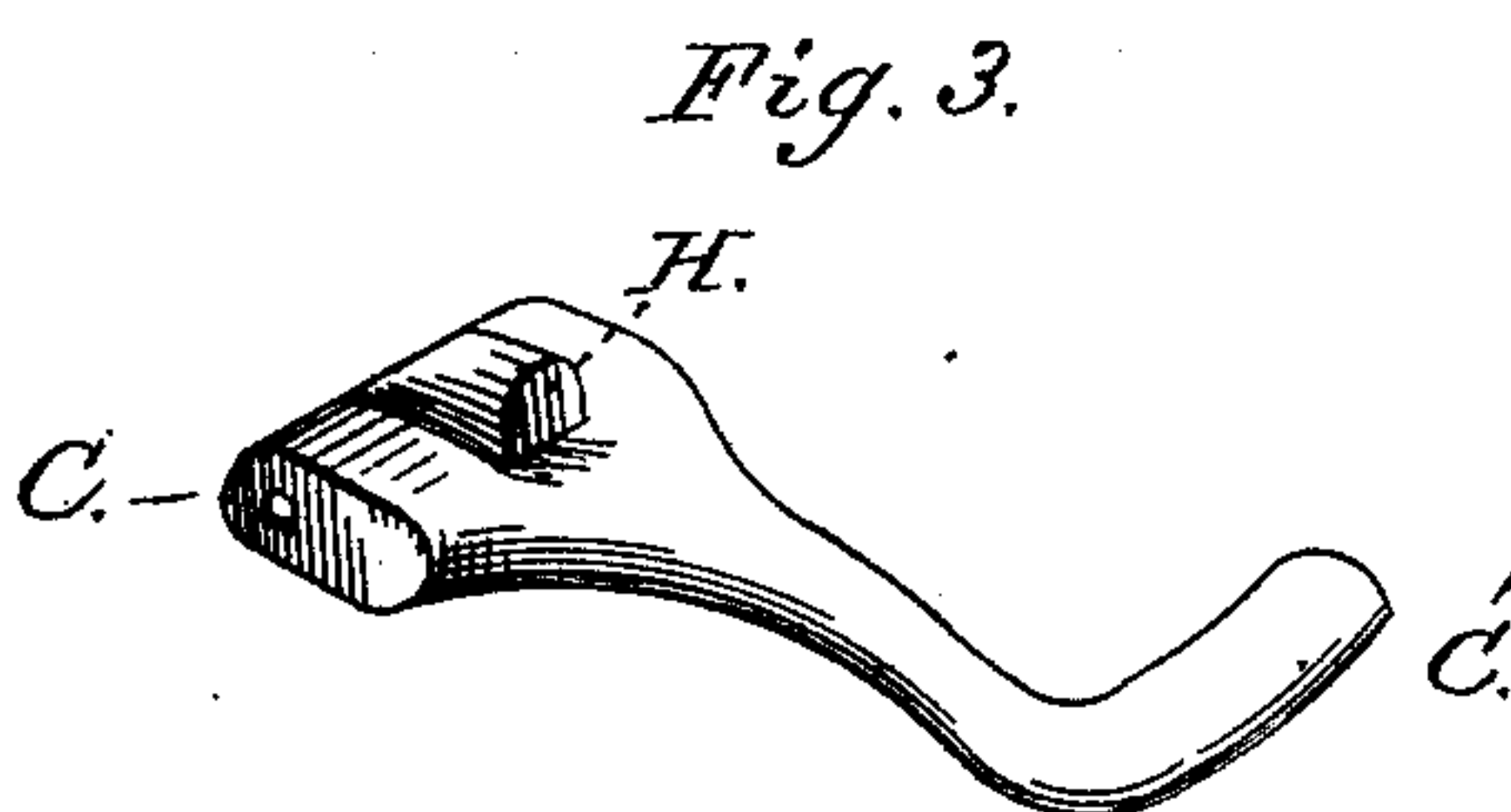
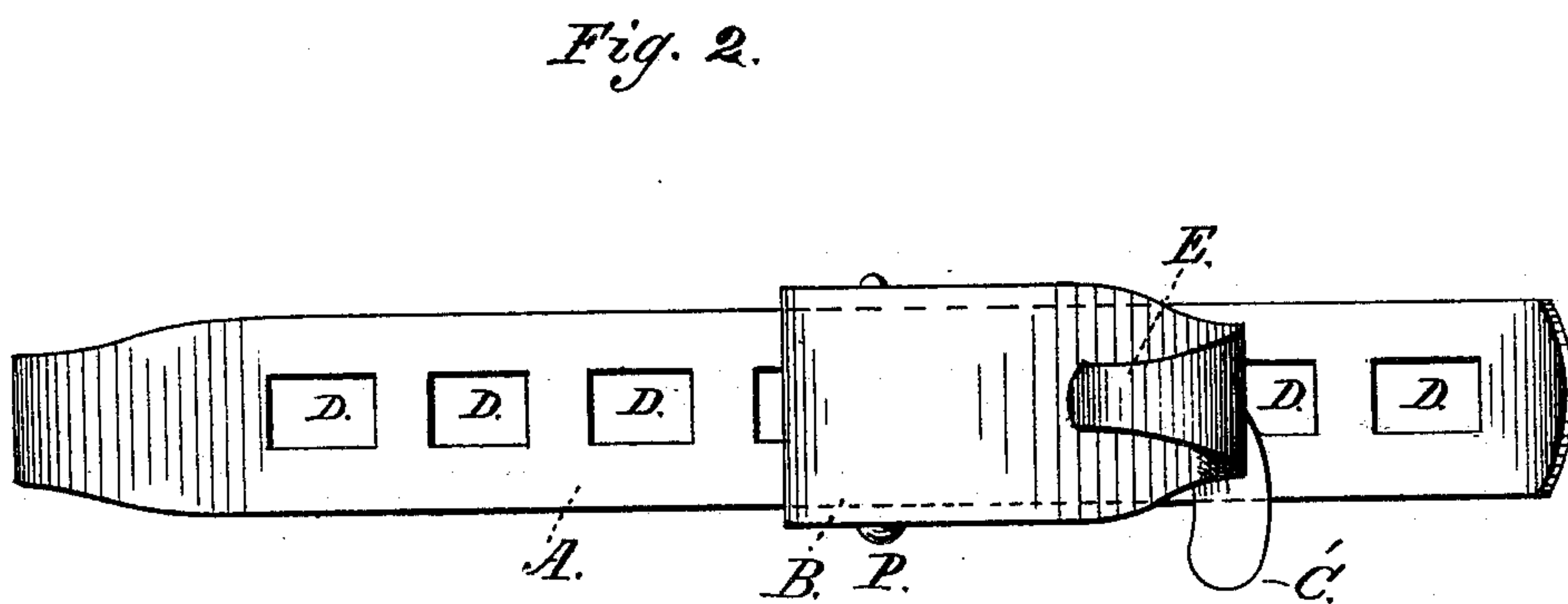
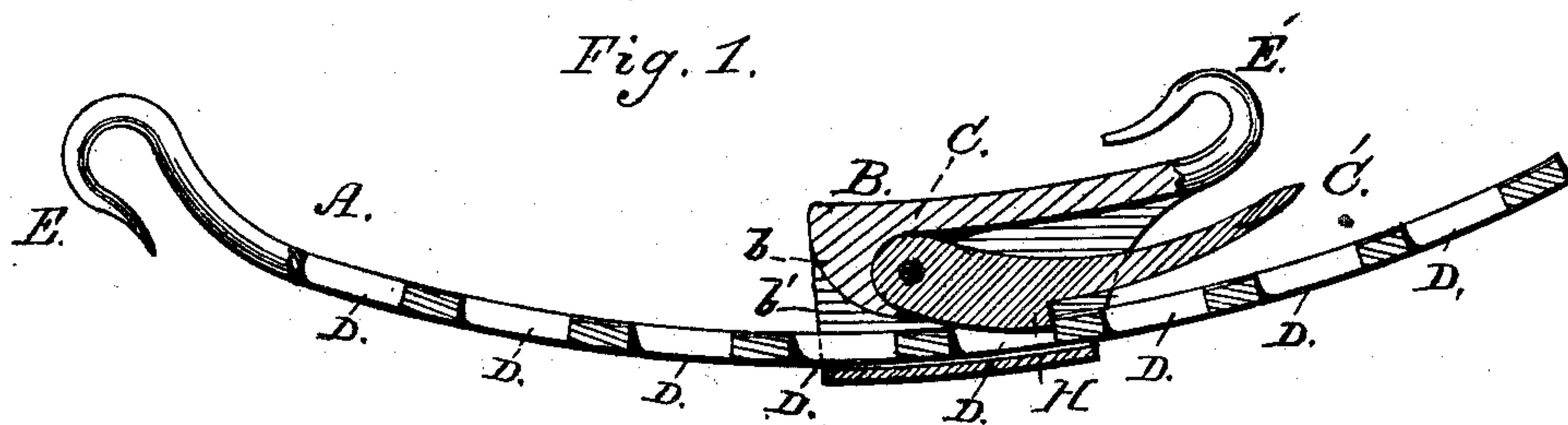


J. L. TILLY.
Hame-Fastenings.

No. 218,599.

Patented Aug. 12, 1879.



WITNESSES
H. Aubrey Goulmin
J. B. Goulmin

INVENTOR
James Louis Tilly.
Morton Goulmin ATTORNEY

UNITED STATES PATENT OFFICE.

JAMES L. TILLY, OF SHREVEPORT, LOUISIANA.

IMPROVEMENT IN HAME-FASTENINGS.

Specification forming part of Letters Patent No. **218,599**, dated August 12, 1879; application filed July 8, 1879.

To all whom it may concern:

Be it known that I, JAMES LOUIS TILLY, of Shreveport, in the parish of Caddo and State of Louisiana, have invented a new and useful Improvement in Hame-Fastenings, of which the following is a specification.

The invention consists in a self-fastening hooked slide and slotted hooked strap, made, preferably, of malleable iron.

In the accompanying drawings, in which similar letters of reference indicate like parts, Figure 1 is a vertical longitudinal section, and Fig. 2 is a plan view, of the slide and strap. Fig. 3 is a detailed view of the eccentric C.

A is the strap, having slots D D D, &c., and provided with hook E.

B is the slide, having hook E', and provided on the inside with a bearing, *b*, and eccentric C. C is an eccentric, and is provided on the under side with a small projection or catch, H, and also with handle C'. It turns upon the pivot P; but the strain is taken by the bearing *b*, the pivot P merely serving the purpose of a turning-point.

In using this fastening, the strap A is inserted in the opening *b'*, and is then pushed in the required distance, when the catch H drops into one of the slots D, and the fastening is complete.

It will be noticed that the slide B is in the form of a closed box, open at both ends, and having the eccentric C inclosed therein. This eccentric is, more properly speaking, a pawl or catch, having the pivot P passing loosely through it, or through an enlarged orifice; and the inner end of the pawl or catch is made eccentric, so that when turned downward or

outward, to allow the projection H to enter one of the slots D in the strap A, the eccentric end of the pawl will bind tightly against the bearing *b* in the box or slide and take off all the strain from the pivot. At the same time, by this peculiar construction, the greater the strain is on the fastening the tighter it will hold.

I construct the fastening of metal. I prefer malleable cast-iron.

The hooks E E' receive the eyes or rings on the lower ends of the hames; then, by pushing the strap A into the opening *b* of the slide B the desired distance, the catch H on the eccentric C drops automatically into one of the slots D, and makes the fastening of the hames complete.

Simply lifting the eccentric C by its handle C' allows the strap A to be withdrawn and the hames to be unfastened.

I am aware that a hame-fastener has been made consisting of a bar having certain grooves, opening, and ears, with a tongue pivoted between the ears for securing a slotted bar, and I do not claim such as my invention.

What I claim as my invention is—

In a hame-fastening, the combination, with the slotted bar A, the box or slide B, formed with the interior bearing, *b*, and the pawl or catch C, loosely pivoted in the box, and having its inner end made eccentric to bind against the bearing *b*, substantially as and for the purposes herein set forth.

JAMES LOUIS TILLY.

Witnesses:

FRANK MOORE,
MORTON TOULMIN.