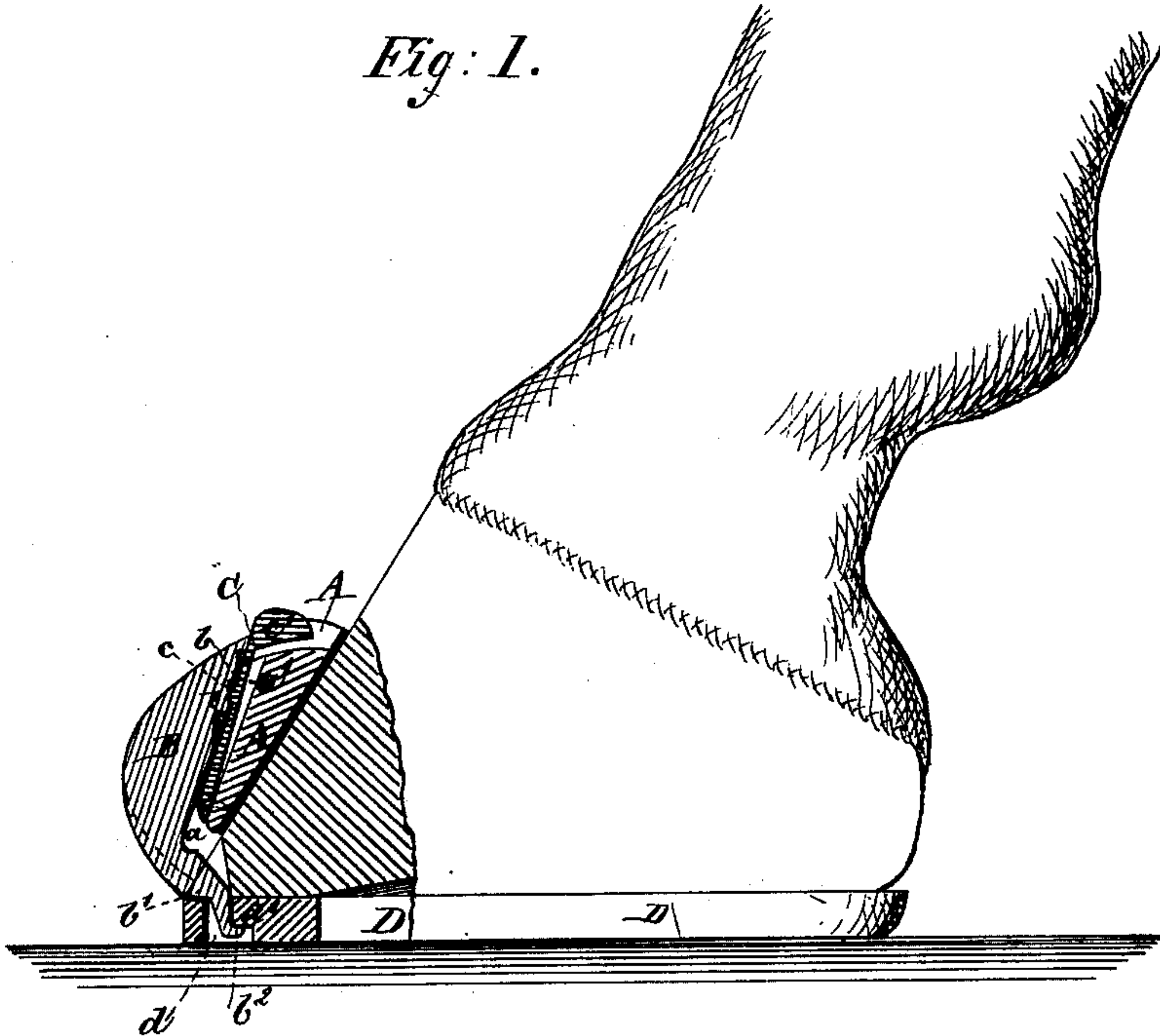


H. REDMON, Jr.  
Toe-Weight for Horses.

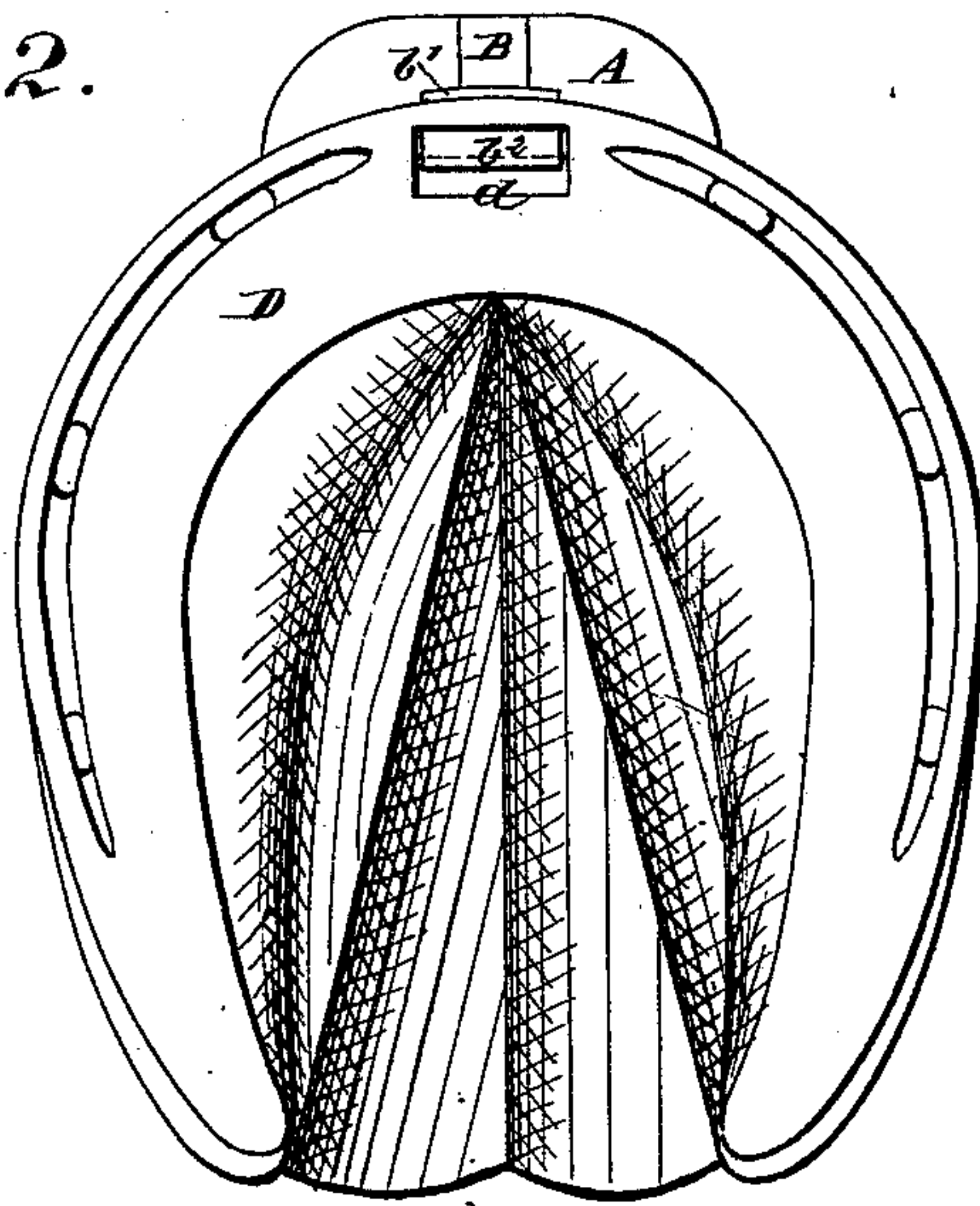
No. 218,574.

Patented Aug. 12, 1879.

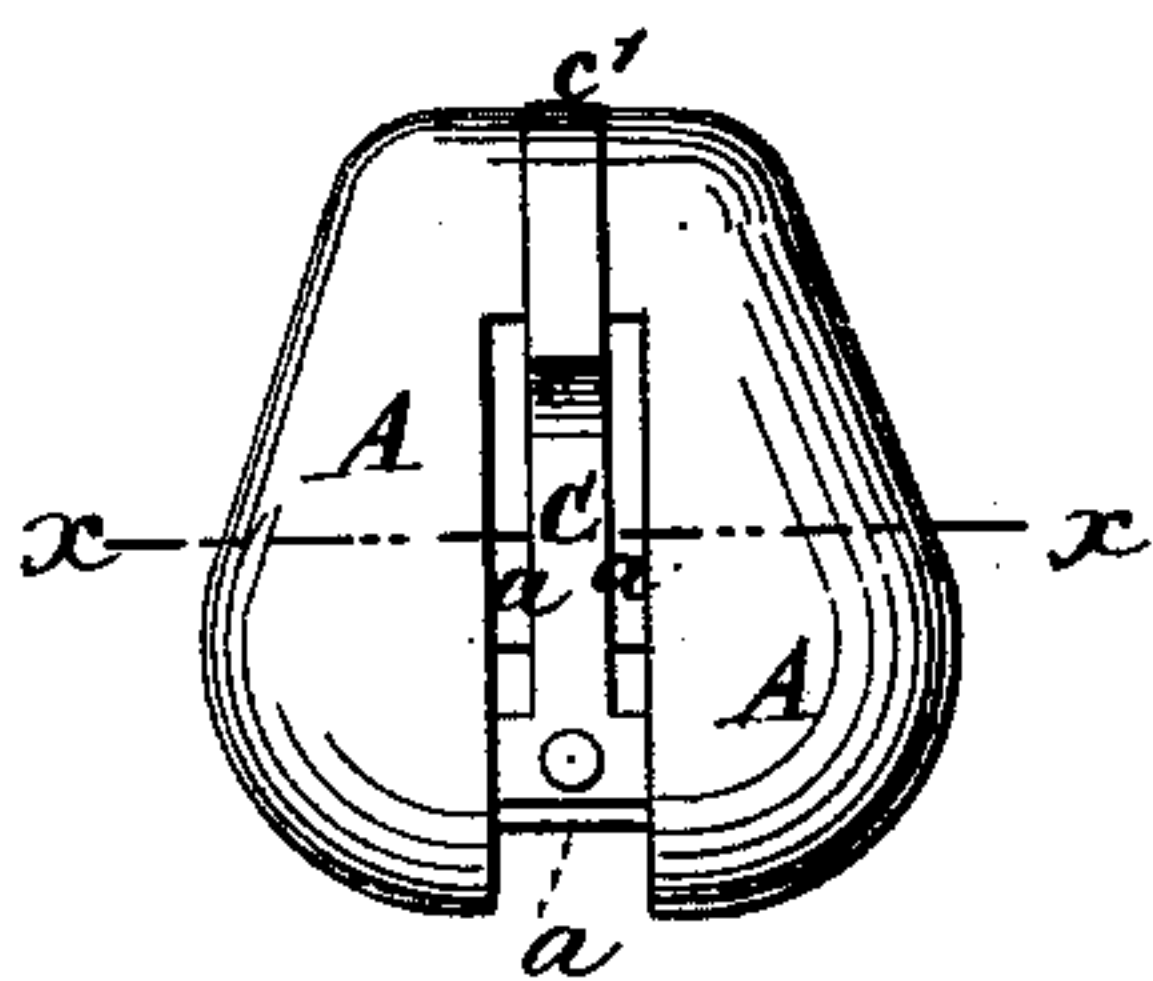
*Fig: 1.*



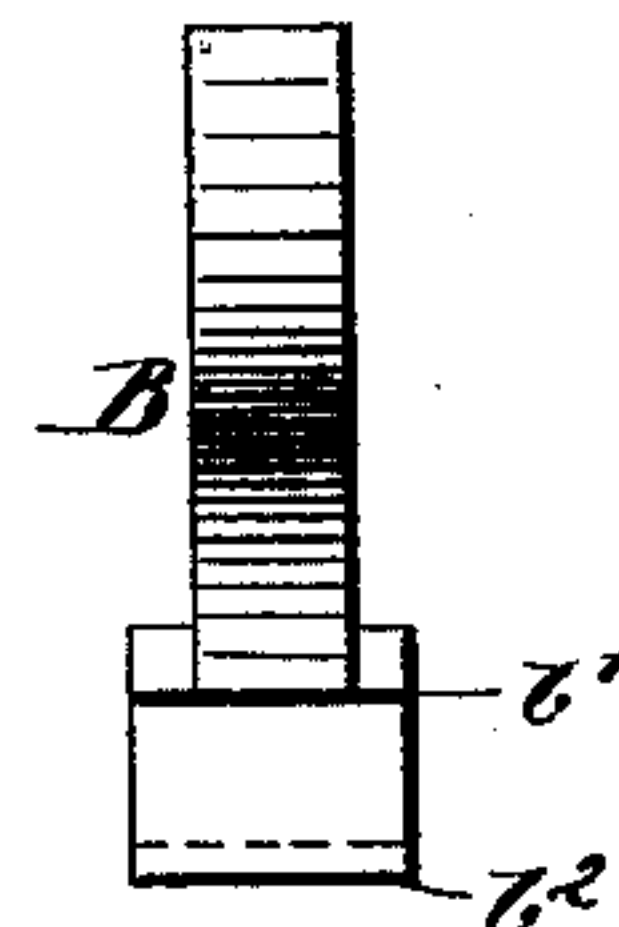
*Fig: 2.*



*Fig: 3.*



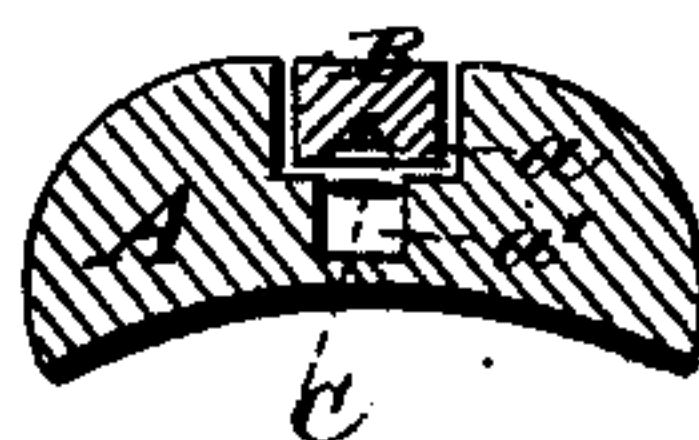
*Fig: 4.*



WITNESSES:

Achilles Sehehl.  
C. Sedgwick

*Fig: 5.*



INVENTOR.

H. Redmon Jr.  
BY *M. H. Co.*

ATTORNEYS.



# UNITED STATES PATENT OFFICE.

HOPE REDMON, JR., OF CYNTHIANA, KENTUCKY, ASSIGNOR TO HIMSELF,  
HARRIE D. FRISBIE, AND JOSEPH M. CLARY, OF SAME PLACE.

## IMPROVEMENT IN TOE-WEIGHTS FOR HORSES.

Specification forming part of Letters Patent No. **218,574**, dated August 12, 1879; application filed July 11, 1878.

*To all whom it may concern:*

Be it known that I, HOPE REDMON, Jr., of Cynthiana, in the county of Harrison and State of Kentucky, have invented a new and Improved Toe-Weight for Trotting Horses, of which the following is a specification.

The object of my invention is to provide an improved construction of toe-weights, (or side weights,) such as are used attached to horses' feet for inducing an increased tendency of the horse to throw his feet forward and increase his speed in trotting, or otherwise regulating the gait of horses, said construction being made with a view to facilitate the attachment and removal of the weight, and keep it, when attached, firmly to the foot, without tendency to wear loose and clatter.

The invention consists in a grooved weight, wedge-shaped in the cross-section taken along the groove, and provided with a spring-catch, in combination with a toothed clamping-hook having a shoulder and toe on its lower end, by which it is secured in a suitable rabbeted slot in the horseshoe, as will be hereinafter described.

In the accompanying drawings, Figure 1 represents a vertical section of my improved toe-weight attached to a horse's foot. Fig. 2 is a plan view of the under side of the foot with the weight attached. Fig. 3 is a front view of the weight proper with the spring-catch attached. Fig. 4 is a front view of the clamping-hook. Fig. 5 is a horizontal section taken on the line *xx* of Fig. 3.

Similar letters of reference indicate corresponding parts.

A is the weight proper, lined with leather, and concaved on its inner side to conform to the curvature of the hoof, and is provided on its front side with a groove, *a*, for the reception of the clamping-hook B, by which the weight A is held to the hoof, and in the bottom of the said groove *a* with another groove, *a'*, to give room for the necessary movement of the spring-catch C.

A cross-section of the weight A, taken at right angles to the line *xx* of Fig. 3, along the groove *a*, has the shape of a wedge, whose front side, being the bottom of the groove *a*, bears against the rear or inner side of the

clamping-hook B when the weight is adjusted to hold it firmly to the hoof.

The spring C is riveted at its lower end to the weight A in the lower end of the slot *a*, and has near its upper end a small tooth, *c*, which is pressed by the spring C into the teeth *b* on the inner side of the upper end of the clamp-hook B, to prevent the wedge portion of the weight A from accidentally slipping up and out of place.

The lower end of the clamping-hook B has two bends in opposite directions, forming the shoulder *b*<sup>1</sup>, (by which it bears upon the upper surface of the horseshoe D,) a downward projection, (which enters a slot, *d*, in the horseshoe,) and a toe, *b*<sup>2</sup>, at the lower end of said projection, (which toe *b*<sup>2</sup> bears with its upper surface against the shoulder *d'*, formed by rabbeting one side of the slot *d* underneath.)

It is evident that the clamp-hook B, inserted as in Fig. 1, is firm against any pressure tending to move it forward away from the hoof, and the weight A is therefore fastened securely by wedging it in between the hoof and the inside of the clamping-hook B.

In releasing the weight the spring-catch C is pressed back by the little hook or handle *c'* at its upper end, which is bent back to cover the end of the inner groove, *a'*, to prevent the latter from being filled with dirt.

Having thus described my invention, I claim as new and desire to secure by Letters Patent—

1. The grooved weight A, wedge-shaped in the cross-section taken along the groove *a*, and provided with the spring-catch C, in combination with the toothed clamping-hook B, having the shoulder *b*<sup>1</sup> and toe *b*<sup>2</sup> on its lower end, to secure it in the rabbeted slot *d* in the horseshoe D, substantially as and for the purpose set forth.

2. The grooved weight provided with spring-catch, in combination with the notched tang B, and adapted to be locked in position, substantially as described.

HOPE REDMON, JR.

Witnesses:

S. WILLIAMS,  
A. H. FRISBIE,