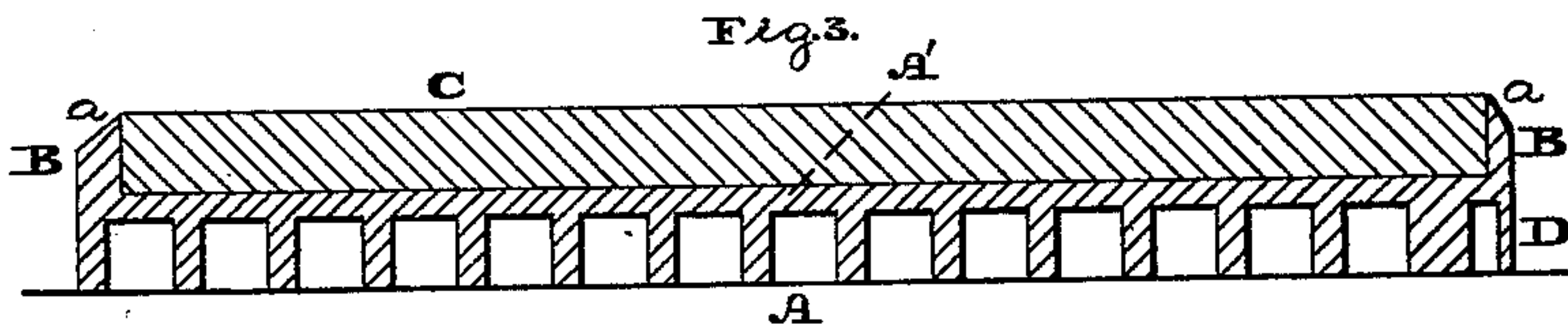
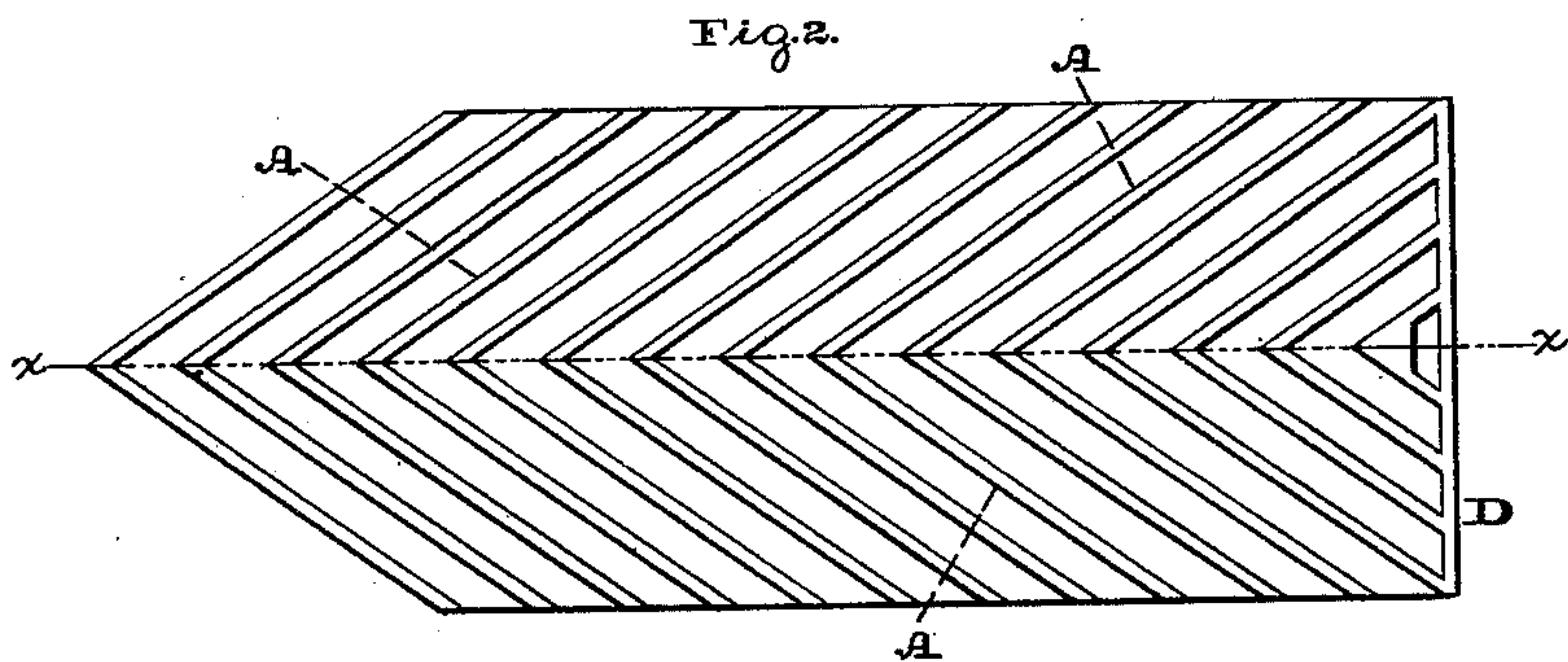
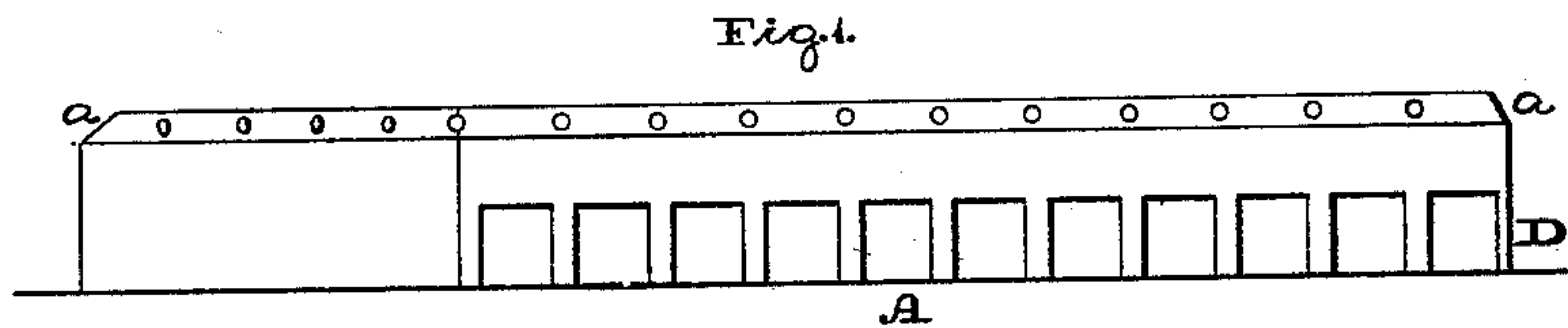


J. S. DUNHAM.
Scouring and Scrubbing Brushes.

No. 218,431.

Patented Aug. 12, 1879.



Witnesses:

R. P. Grant,
H. D. Kicher

Inventor:

Jos. S. Dunham,
by John A. Wiedersheim
ATTORNEY.

UNITED STATES PATENT OFFICE.

JOSEPH S. DUNHAM, OF SALEM, NEW JERSEY.

IMPROVEMENT IN SCOURING AND SCRUBBING BRUSHES.

Specification forming part of Letters Patent No. **218,431**, dated August 12, 1879; application filed May 2, 1879.

To all whom it may concern:

Be it known that I, JOSEPH S. DUNHAM, of Salem, in the county of Salem and State of New Jersey, have invented a new and useful Improvement in Scouring and Scrubbing Brushes, which improvement is fully set forth in the following specification and accompanying drawings, in which—

Figure 1 is a side elevation of the brush embodying my invention. Fig. 2 is a bottom view thereof. Fig. 3 is a longitudinal vertical section in line *xx*, Fig. 2.

Similar letters of reference indicate corresponding parts in the several figures.

My invention consists of a brush having a rubbing-face of angular or V-shaped rubber strips, whereby the dirt is directed to the side, so as to prevent clogging of the brush.

It also consists of a transverse strip connecting the angular strips at the heel of the brush, for supporting the same.

It also consists of upwardly-projecting flanges, which form a space for the reception of the back of the brush, said flanges being beveled, so as to permit the ready nailing or tacking of the flanges to said back.

Referring to the drawings, A represents a series of angular or V-shaped strips, which, arranged parallel, are formed of soft rubber, and attached to a backing, A'. From the sides of the back A' rise flanges B, which form a cavity in which is fitted the back C of the brush.

In order to secure the back in position, the upper edges of the flanges are beveled or thinned, as at *a*, and nails or tacks are driven through said edges into the sides of the

back, whereby the nails or tacks are readily inserted, and their hold is firm, as the tendency of the flanges to withdraw the nails or tacks is lessened by the beveling of the same.

In order to sustain the heel of the brush, I connect the ends of the strips A at said heel by a transverse strip, D, which supports and strengthens said end.

It will be seen that the rubbing-surface produces considerable friction with the floor, step, or other article against which it is rubbed, and owing to the V or angular form of the strips A, the dirt, water, &c., are directed to the open sides or spaces between the strips, whereby there is no packing of the dirt, &c., and consequently no clogging of the brush.

The frictional nature of the strips A causes the effective scouring and cleaning of articles, and comparatively dries the same without subsequent use of rags.

It will be noticed that the strips A, strip D, backing A', and flanges B are made of rubber in one piece.

Having thus described my invention, what I claim as new, and desire to secure by Letters Patent, is—

A scrubbing-brush having oblique rubber scrubbing-ridges and a transverse rubber bracing-ridge, said scrubbing and bracing ridge being formed in one piece with the rubber backing, so as to retain permanently the same relative positions and constitute one article.

JOSEPH S. DUNHAM.

Witnesses:

JOHN A. WIEDERSHEIM,
SAML. M. GRICE.