

C. STEPHENS.
Cultivator.

No. 218,407.

Patented Aug 12, 1879.

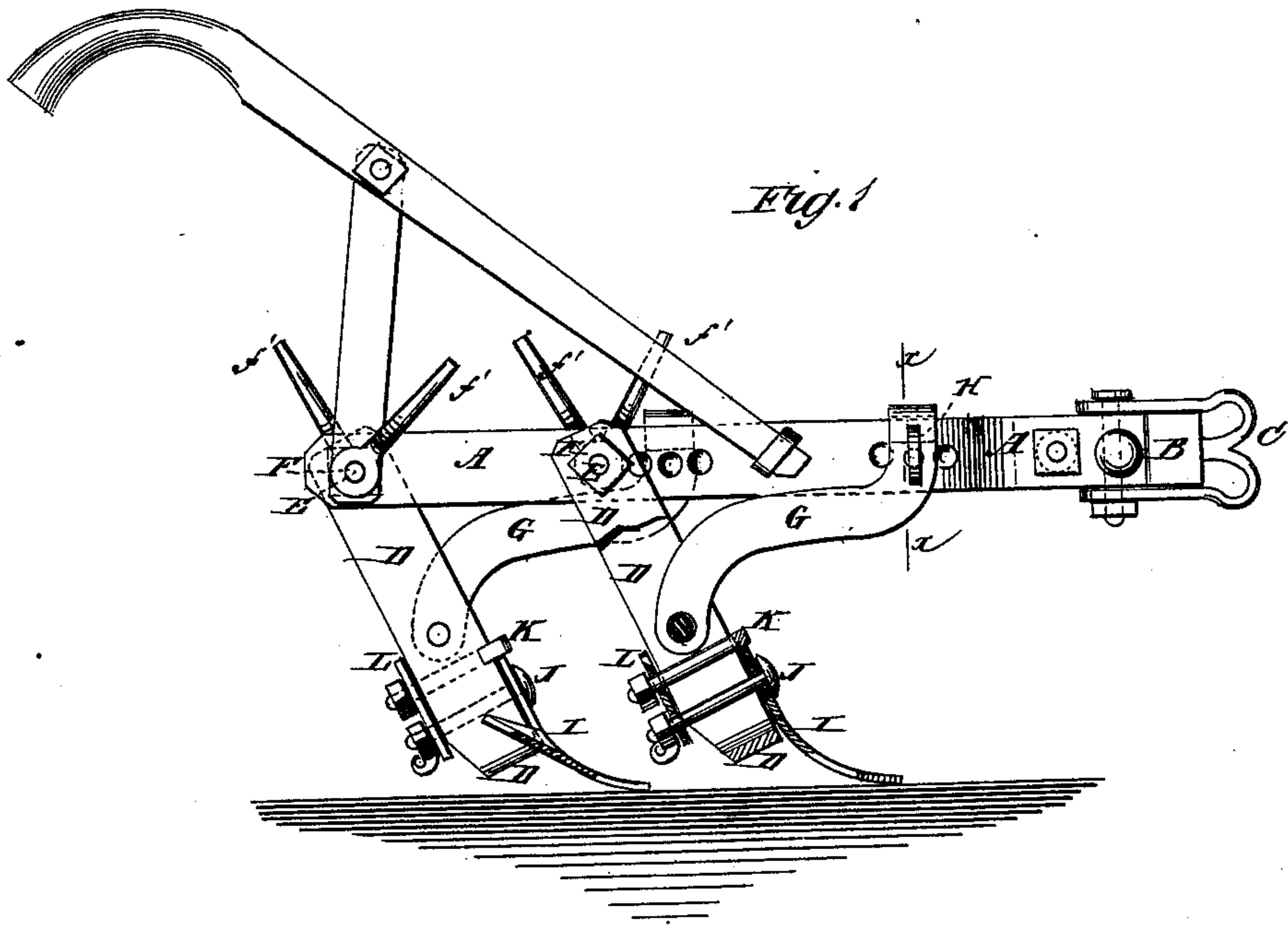


Fig. 2

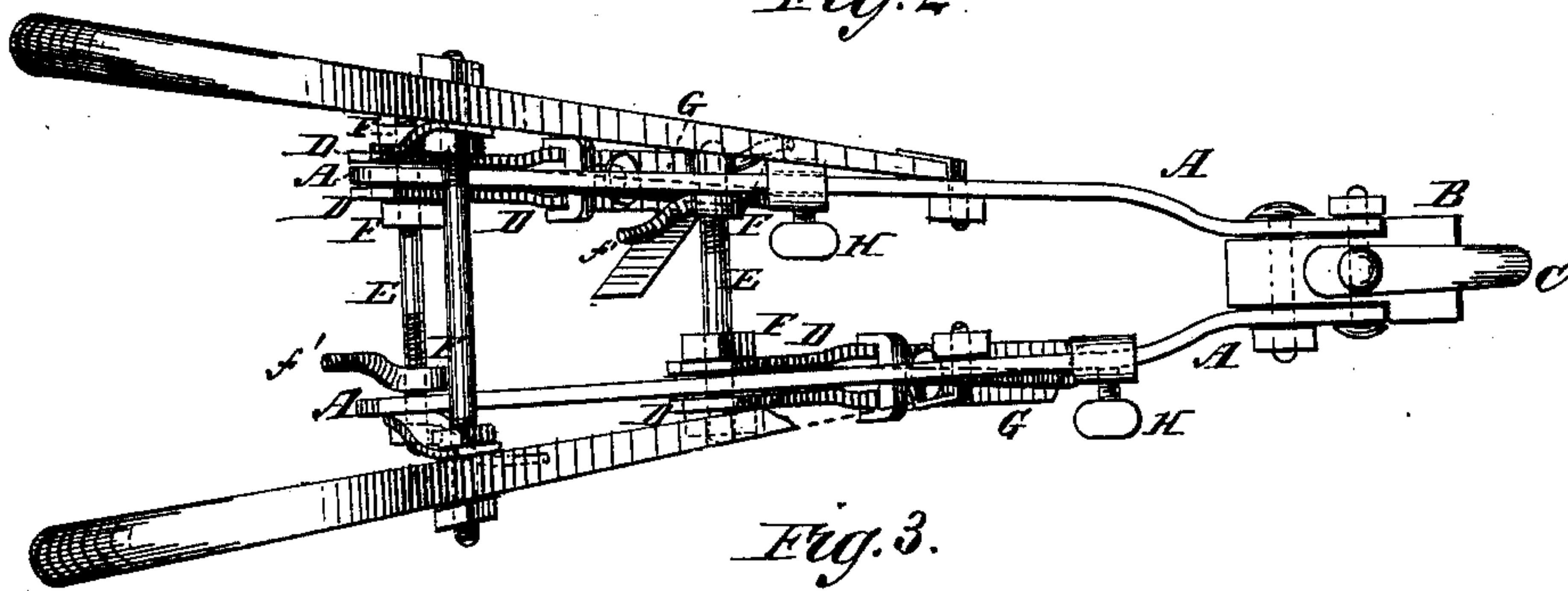
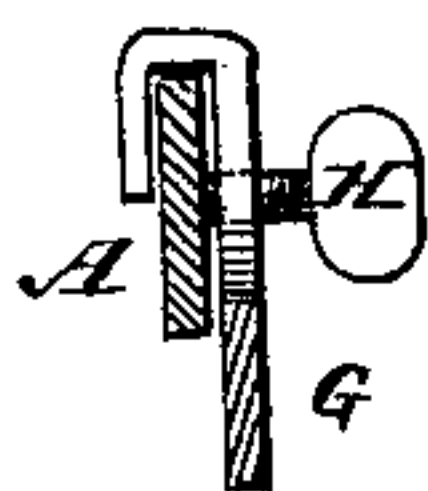


Fig. 3.



WITNESSES:
Francis McArdle.
C. Sedgwick

INVENTOR:
C. Stephens
BY *Mumford*
ATTORNEYS.

UNITED STATES PATENT OFFICE

COLUMBUS STEPHENS, OF CAVE SPRING, GEORGIA.

IMPROVEMENT IN CULTIVATORS.

Specification forming part of Letters Patent No. **218,407**, dated August 12, 1879; application filed November 5, 1878.

To all whom it may concern:

Be it known that I, COLUMBUS STEPHENS, of Cave Spring, in the county of Floyd and State of Georgia, have invented a new and useful Improvement in Cultivators, of which the following is a specification.

Figure 1 is a side view of my improved plow, partly in section, to show the construction. Fig. 2 is a top view of the same, part being broken away to show the construction. Fig. 3 is a detail section taken through the line *x x*, Fig. 1.

Similar letters of reference indicate corresponding parts.

My invention is an improvement in the class of cultivators whose beams are so connected as to adapt them for lateral adjustment, and which have pivoted adjustable standards.

The improvements relate to the construction and attachment of the braces for the standards, as hereinafter described and claimed.

A indicates the two iron beams of my cultivator, and B the clevis-block, and C the clevis. The beams are connected by transverse rods E, to whose screw-threaded ends nuts F, having handles *f'*, are applied, for the purpose of enabling the beams to be adjusted laterally. About the construction and arrangement of these parts there is nothing new.

The standards D are pivoted to beams A and supported by braces G.

The braces G are curved upward and forward and then upward, and their upper ends are bent over laterally into hook form, to hook over the upper edges of the beams A, as shown

in Figs. 1, 2, and 3, where they are secured in place by set-screws H, which pass through them and bear against the sides of the said beams A.

Several indentations are formed in the sides of the beams A to receive the points of the set-screws H, so that the forward ends of the braces G can be readily adjusted to give any desired pitch to the standards D.

I are the plows, which may be shovel-plows, bull-tongues, scrapers, turn-plows, or any other kind of plow, as the work to be done may require. Said plates are secured to standards D by screw-bolts J and T-headed bolts K. A slotted plate or washer, L, is applied on the rear side of the standards to hold the bolts J K a proper distance apart.

I am aware that braces for standards have been adjustably connected to the beams of a cultivator, and I do not claim such combination or arrangement of parts.

What I do claim is—

As the improvement in cultivators hereinbefore described, the combination, with the standards D and the beams A, having one or more rows of indentations, as specified, of the braces G, having their upper ends made hook-shaped to embrace the beams, and the set-screws H passing through said braces opposite the row of indentations, all as and for the purpose set forth.

COLUMBUS STEPHENS.

Witnesses:

THOS. J. DAVIS,
W. S. HANCOCK.