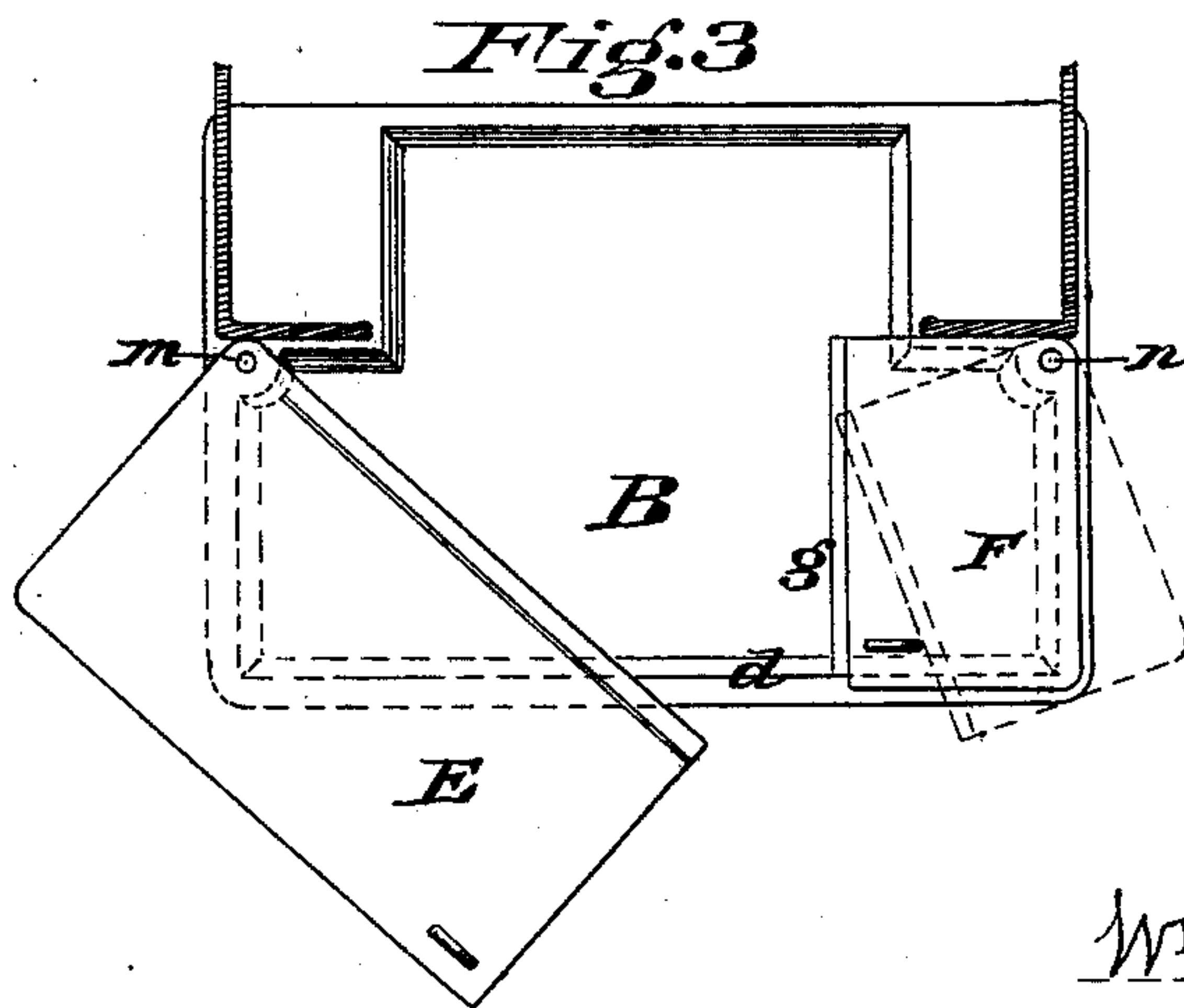

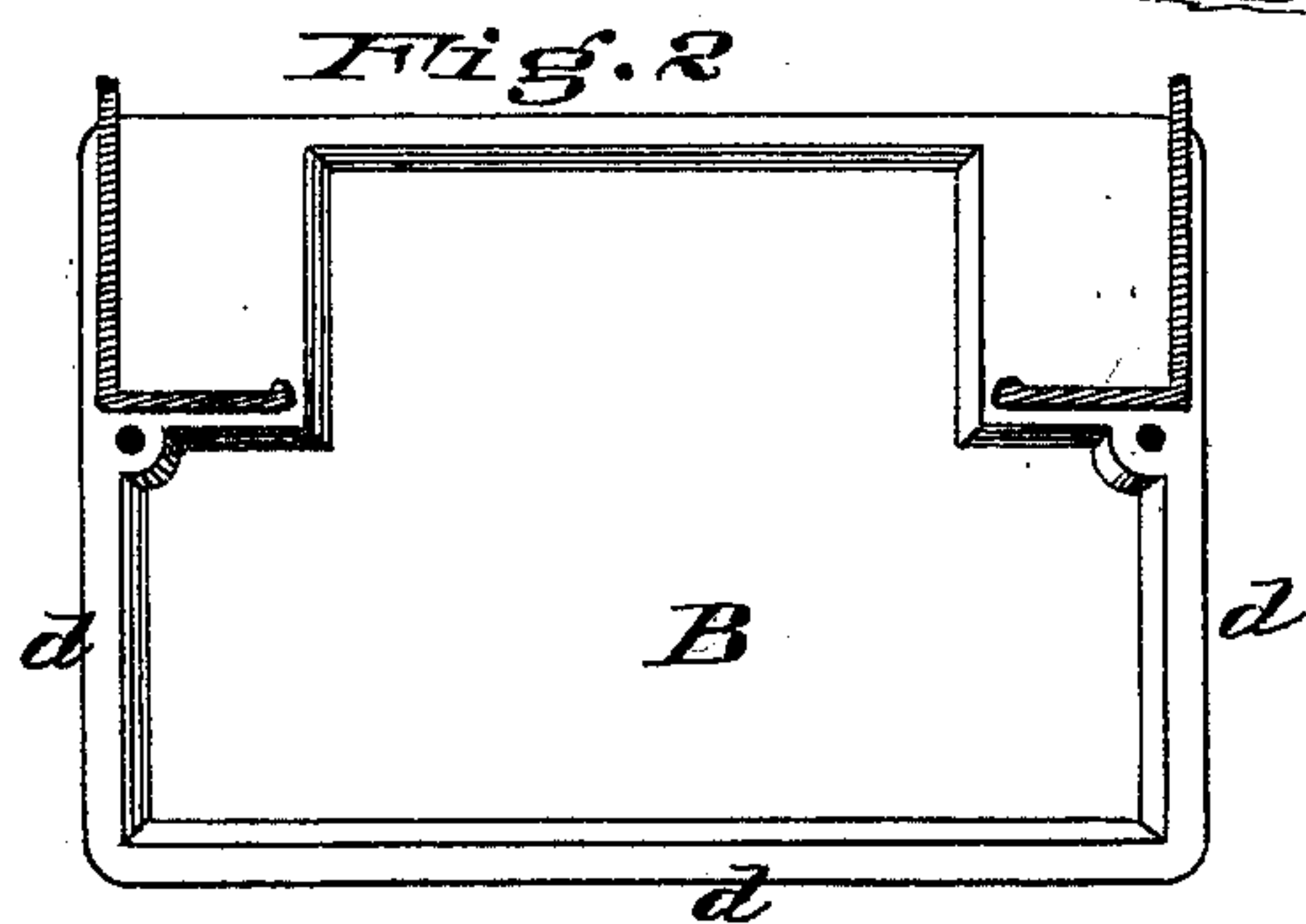
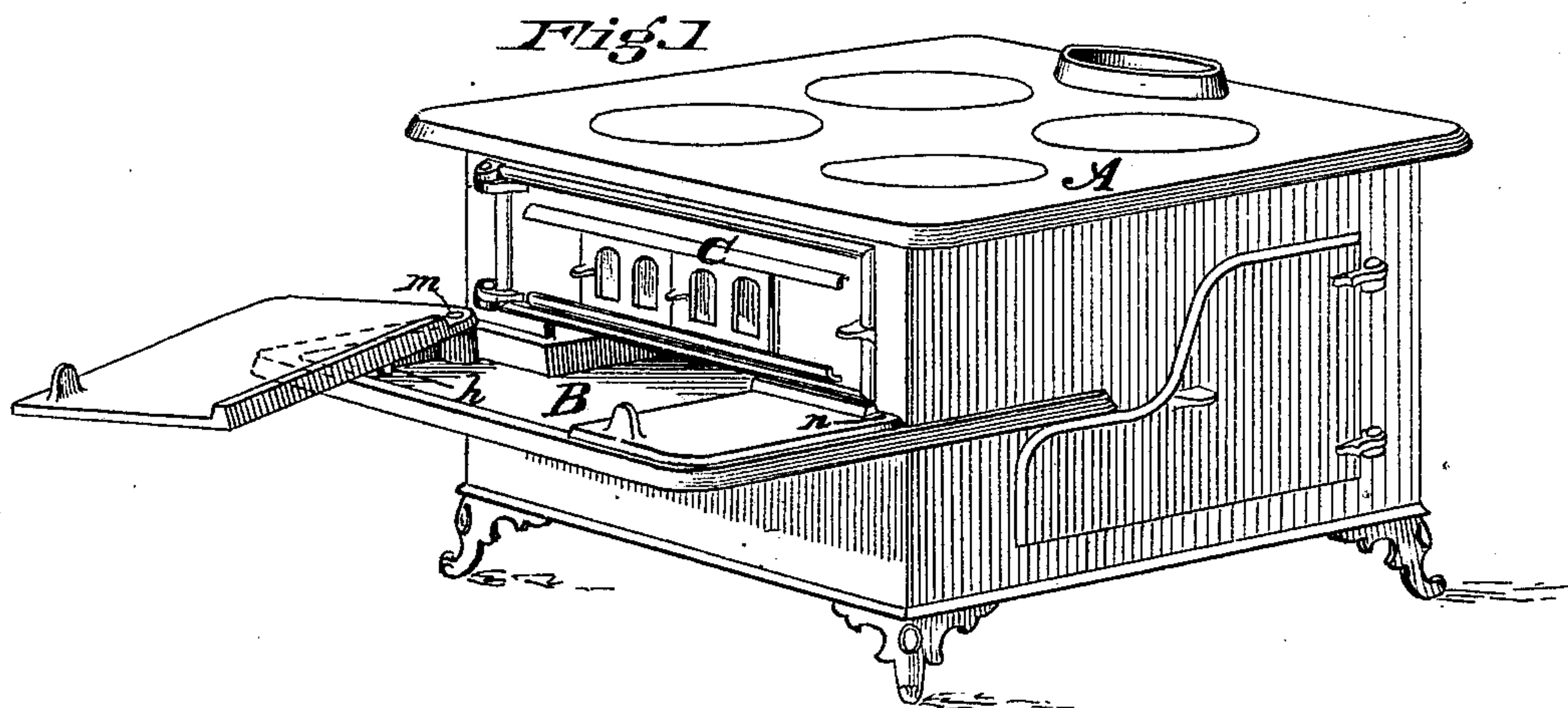


W. C. DAVIS.  
Stove.

No. 218,367.

Patented Aug. 12, 1879.



*Inventor.*

*Wm. C. Davis*

*By Hosen & Allenworth*

*His Attys.*

*Attest.*

*Edgar. Cross*

*John. Osterhage.*

# UNITED STATES PATENT OFFICE

WILLIAM C. DAVIS, OF CINCINNATI, OHIO.

## IMPROVEMENT IN STOVES.

Specification forming part of Letters Patent No. **218,367**, dated August 12, 1879; application filed November 18, 1878.

*To all whom it may concern:*

Be it known that I, WILLIAM C. DAVIS, of Cincinnati, in the county of Hamilton and State of Ohio, have invented certain new and useful Improvements in Stoves; and I do hereby declare the following to be a full, clear, and exact description thereof, which will enable others skilled in the art to which my invention appertains to make and use it, reference being had to the accompanying drawings, forming part of this specification, in which—

Figure 1 is a perspective view of a cooking-stove, showing the application of my improvements. Fig. 2 is a top-plan view of the ash-pit with the hearth removed, and showing a section of the stove-plates. Fig. 3 is a plan view of the ash-pit and hearth and a horizontal section of the front stove-plates; and Fig. 4 is a perspective view, showing one end of the hearth.

Similar letters of reference denote corresponding parts in the several figures of the drawings.

This invention relates to stoves which have pivoted hearth-plates, which may be turned aside, so as to uncover the hearth and afford support for utensils.

The nature of said invention consists in combining a hearth extending across the whole front of the stove, and having all parts of its surface in the same horizontal plane, said hearth being provided with a raised rim and sloping sides, with a pair of pivoted plates, which cover the entire hearth when turned inward, but uncover the entire hearth when turned outward, the said hearth and plates being constructed in such manner that it is not necessary to lift either of the latter before turning it horizontally inward or outward on its pivot.

In the accompanying drawings I have shown my improvements applied to a cooking-stove; but they are also applicable to ranges and other stoves.

A represents a cooking-stove of an established pattern, and B the bottom or hearth plate. Instead of casting this plate with wide side flanges or wings each side the front door C, I make it in the form of a pan extending across the entire front of the stove, and hav-

ing a narrow guide rim or flange, *d*, around its edge to support and guide the hearth.

By this construction a hearth-plate of large capacity is produced without surplus metal, and with its whole area utilized to receive the accumulation of ashes from beneath the grate in the fire-pot. Its upper surface is regular and even to receive a hearth, and when the hearth is in place the whole has a neat and finished appearance. The sides of the hearth-plate are beveled inward, so that the ashes can be easily removed, and so as to avoid the presentation of sharp exterior angles and vertical walls to inconvenience persons working about the stove.

The hearth is composed of a long rectangular plate, E, pivoted at an inner angle to either side of the hearth-plate, as shown at *m*, and a shorter plate, F, of corresponding width, similarly pivoted to the opposite inner corner of the hearth-plate at *n*. These two plates when swung up to their places over the hearth-plate and against or under the stove-doors form an unbroken hearth of uniform level, supported by the hearth-plate at the outer edges, and of a size to practically cover such plate. The uniform level of the plate adapts it to receive various utensils without tipping them or interfering with their being moved from side to side. When the hearth is swung off the hearth-plate it uncovers the latter wholly without leaving a wide flange on either side. The smallest plate of the hearth is formed with a rabbet, *g*, on its inner edge to support the proximate edge of the longest plate when the two are swung together to form the hearth. To uncover the hearth-plate both parts of the hearth are swung open, turning on their pivots at *m n*, and their outward movements are limited by stops *h* on the under side of each striking against the end walls of the bottom plate.

I am aware that double swinging hearths have been used upon a winged hearth-plate or ash-pan of a heating-stove, the hearths being of equal size, and only about one-fourth part of each covering the ash-pan, and that enlarged ash-pans have been made without the swinging hearths; but neither of these constitutes my invention, because in neither is found the



enlarged ash-pan and the swinging hearth combined and constructed to operate as I have described.

I do not broadly claim a hearth-plate extending along the whole front of the stove, nor a laterally-turning hearth, nor a hearth-plate provided with a raised rim, these constructions being shown in prior patents; but

What I claim is—

In combination with a hearth-plate, B, extending across the front of the stove from side to side, and provided with a raised rim and sloping sides, the plates E F, movable horizontally without lifting, substantially as set forth.

W. C. DAVIS.

Witnesses:

E. A. ELLSWORTH,  
L. M. HOSEA.