

E. P. CORWIN.
Bed-Bottom.

No. 218,117.

Patented Aug. 5, 1879.

Fig. 1.

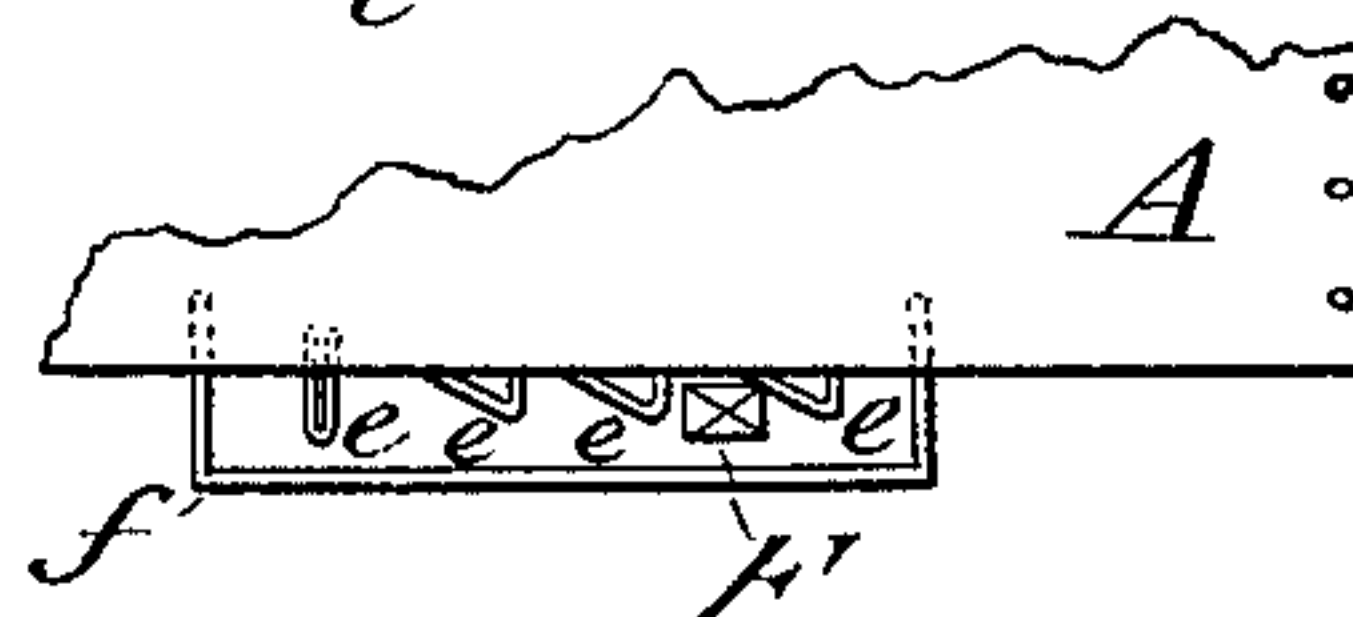

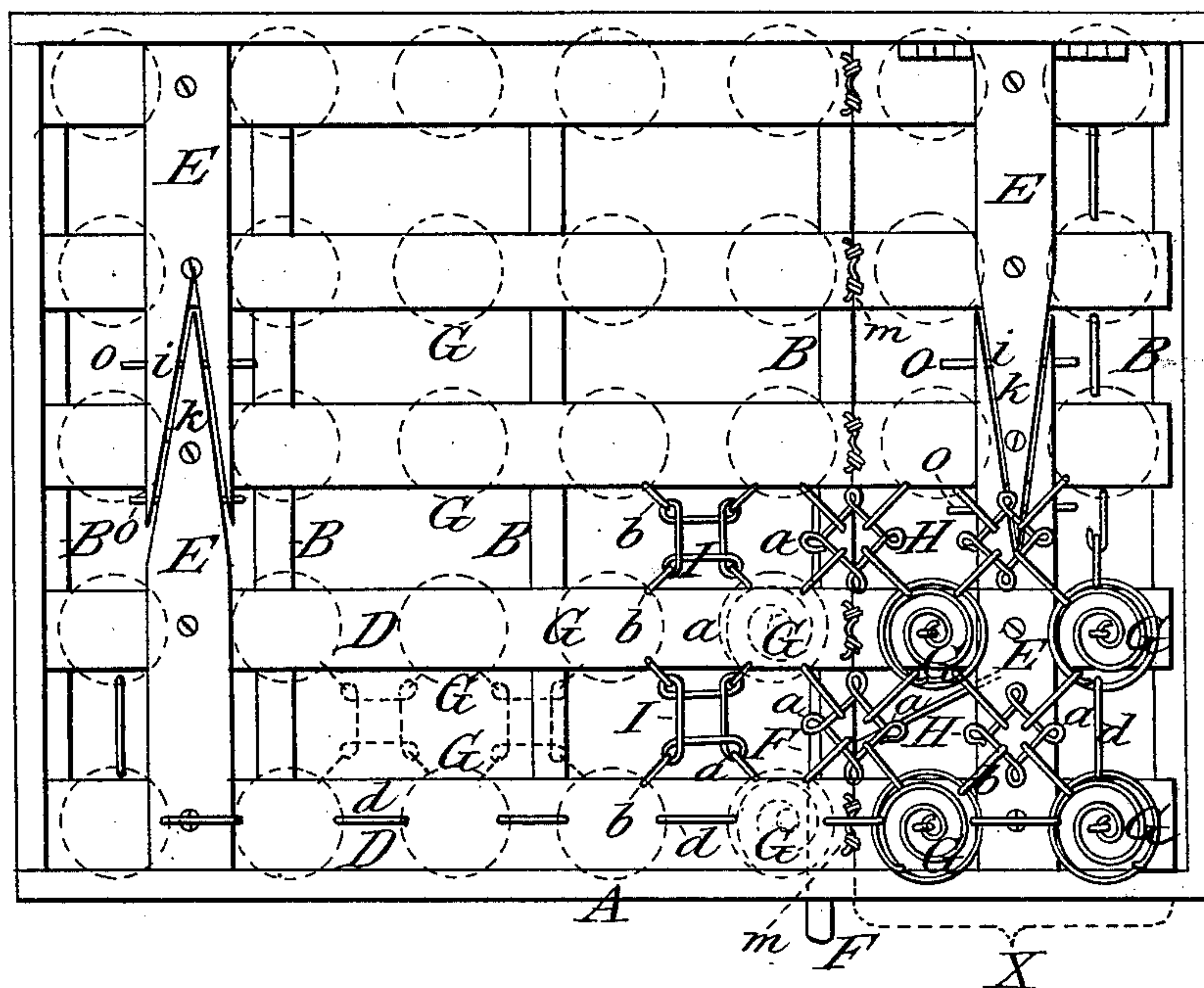


Fig. 3.

Attest:
James M. Morse
Howells

Inventor:
Eugene P. Corwin
per E. Thurlow
his atty in fact

UNITED STATES PATENT OFFICE.

EUGENE P. CORWIN, OF WASHINGTON, ILLINOIS.

IMPROVEMENT IN BED-BOTTOMS.

Specification forming part of Letters Patent No. **218,117**, dated August 5, 1879; application filed November 1, 1878.

To all whom it may concern:

Be it known that I, EUGENE P. CORWIN, of Washington, Tazewell county, in the State of Illinois, have invented an Improvement in Bed-Bottoms; and do hereby declare that the following is a full, clear, and exact description thereof, reference being had to the annexed drawings, making a part of this specification, in which like letters of reference refer to like parts, and in which—

Figure 1 represents a plan view or enough of the springs and links to show their arrangement; Fig. 2, a side elevation with nearest side board removed; Fig. 3, part of side board over lever F, showing ratchet.

This improvement consists in the combination of extension-bars of a forked form (with locking-rods) for the lateral extension of the bottom and an adjustable head-rest, with usual springs linked together, as hereinafter specified.

In the drawings, A represents the ordinary bed-frame of four vertical sides, with ledges K K on the side pieces thereof to support the cross-slats B, which, in turn, support the longitudinal slats D D, bearing the usual springs G G. I unite said slats usually by two cross-bars, E E, to which said slats are attached at their respective intersections. I divide each of said slats E at their respective centers by converging cuts *i i*, forming a tongue, *k*, embraced laterally by the forks of the adjoining

cross-bars, by which means the bottom can be extended laterally and locked by rods *o o*, which pass through adjusting-holes for that purpose. F is an elevating-lever, pivoted at *l* to one of the cross-slats B near the hinged head X. Said lever has a rod, *g*, attached to said head X, and is adjustable in the side ratchet, *e e*, of side board A. G represents the springs; H, the link-rings or intermediate connections for the links *b* and springs G. Each ring has a loop, *a*, at each corner for the reception of a link; but upon the hinged portion of the bed-bottom said links are attached to the interior of the respective rings, to compensate for compression in raising said head X, especially along the line of the joint or hinges.

What I claim as my invention is—

1. The slats E, with fork and tongue junctions *i k* and locking-rods *o o*, in combination with slats D, bearing the springs G, as shown and described.

2. The bed-bottom consisting of a hinged head-section, X, springs G, link-rings H, links *b*, slats D, adjusting-bars E E, and rods *o o*, substantially as described.

In testimony that I claim the foregoing bed-bottom I have hereunto set my hand this 25th day of October, 1878.

EUGENE P. CORWIN.

Witnesses:

JAMES M. MORSE,
J. C. W. LOELESER.