

J. CASEY.
Show-Box for Cigars.

No. 218,112.

Patented Aug. 5, 1879.
Fig. 1.

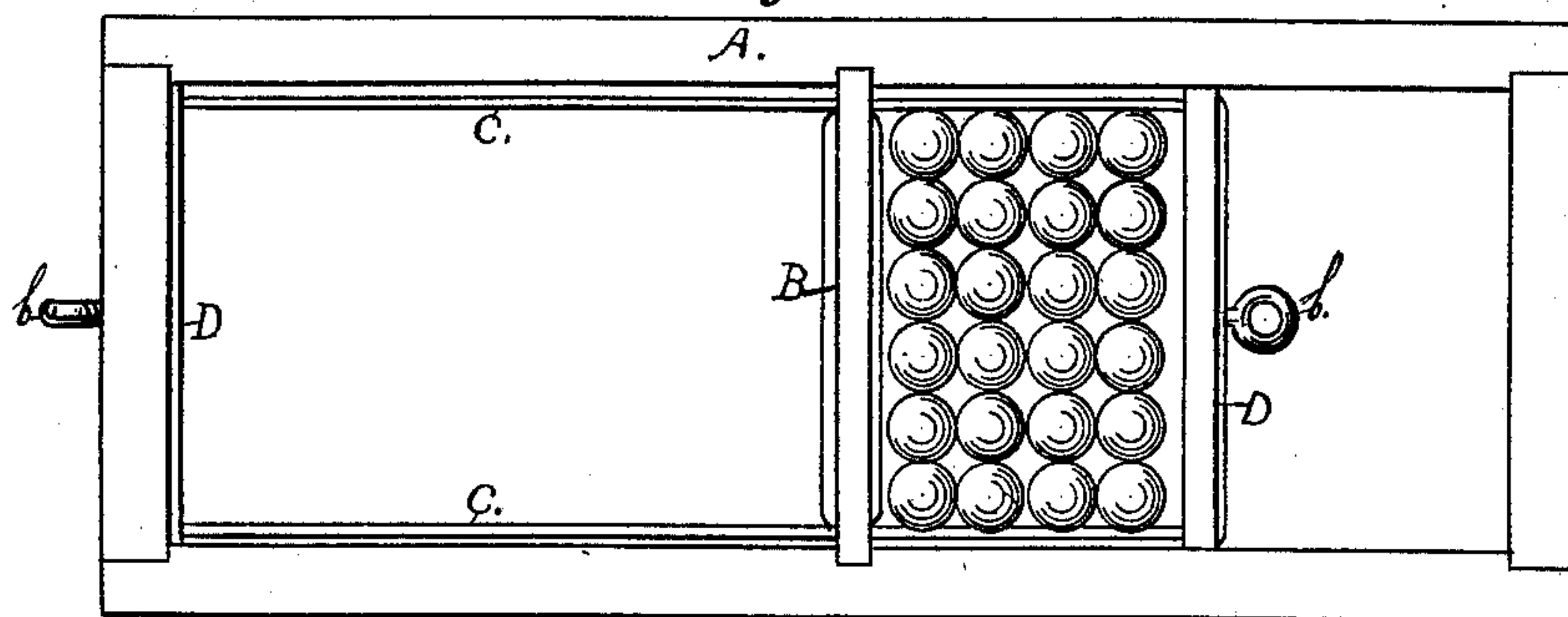


Fig. 2.

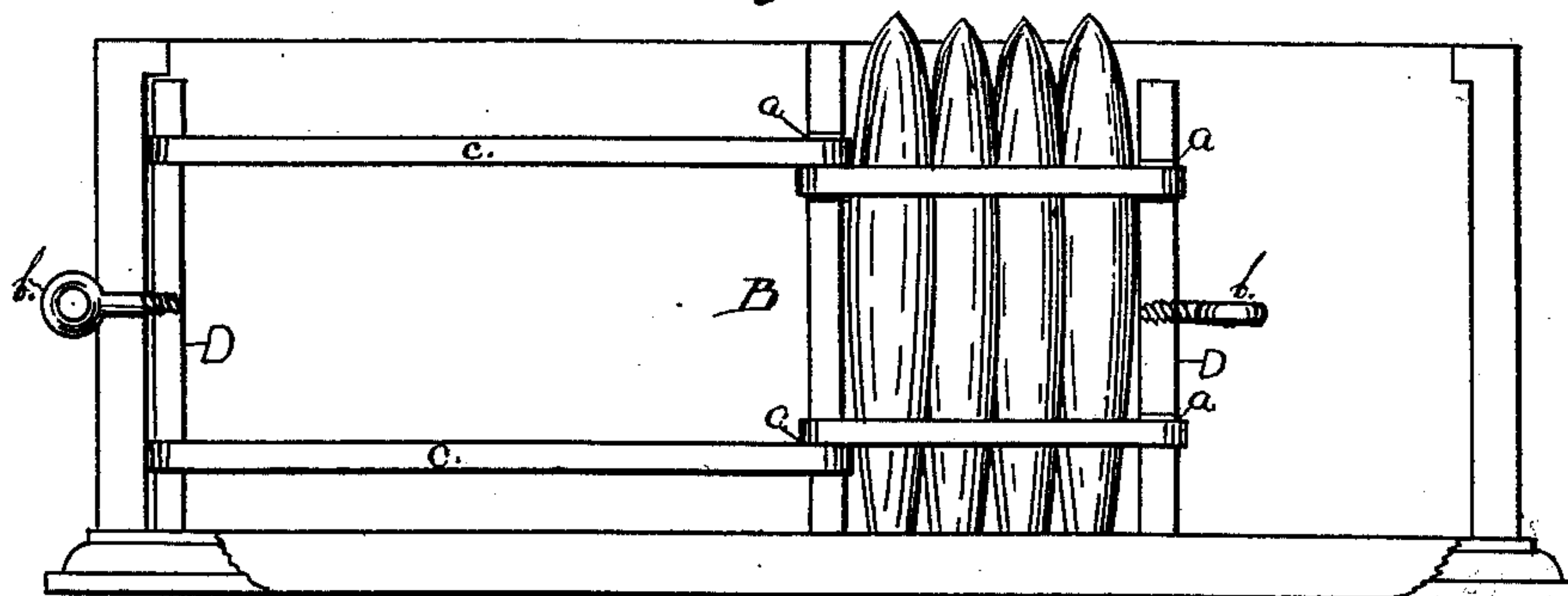



Fig. 3.



Witnesses;
C. A. Bishop
J. J. Lacey.

Inventor;
J. Casey
Per J. C. Rotie Atty

UNITED STATES PATENT OFFICE.

JEREMIAH CASEY, OF BINGHAMTON, NEW YORK.

IMPROVEMENT IN SHOW-BOXES FOR CIGARS.

Specification forming part of Letters Patent No. **218,112**, dated August 5, 1879; application filed January 25, 1879.

To all whom it may concern:

Be it known that I, JEREMIAH CASEY, of Binghamton, in the county of Broome and State of New York, have invented a new and useful Improvement in Cigar-Boxes, of which the following is a specification, reference being had to the accompanying drawings, making a part of the same.

The nature of my invention consists, in combination with the box, of elastic strips connected with a central partition and follower, which, when distended or open, is retained in that position for the reception of the cigars by a button attached to it passing through an opening in the end wall of the box.

Figure 1 in the drawings is a plan view of an open box embodying my invention. Fig. 2 is a longitudinal front elevation with the side removed, showing the arrangement of the spring-strips and followers, and their connection with the central partition. Fig. 3 is an end view of the box.

A is the box, which has two compartments, and for retail use is made larger than the ordinary cigar-box. B is the partition, which is rabbet-jointed in the sides at the center of the box. This partition has notches *a a*, for the reception and passage of elastic strips *c c*, which also pass through corresponding notches in the ends of the followers D D, each compartment-follower having a separate elastic connection with the partition B, so that when the box is partially filled the cigars will present the same attractive and regular appearance as when first placed in position, as shown by Figs. 1 and 2 in the drawings. The central position of the partition B allows of a more equal tension of the spring-strips when

the box is filled. For a smaller sample-box the partition may be dispensed with by attaching the ends of the strips *c* to one end of the box. There is a screw-button, *b*, attached to the follower, which passes through an opening in the end of the box, by which the follower is prevented from movement by the reaction of the spring while placing the cigars in position.

When the box is filled the follower is drawn to the end, as shown in Fig. 1. The button *b* is then turned to hold it in place while the cigars are being placed with their clipped ends down. The follower is then detached, and the cigars securely clamped by the reaction of the springs, thus retaining them in an upright, convenient, and attractive position until their entire removal from the box.

I do not claim, broadly, the retention of the cigars in a vertical compact position as they diminish in the box, for I am aware that cabinets having drawers with glass fronts, so as to enable braids to be seen in a vertical position, and automatically kept in systematic order by the use of coil-springs arranged in a peculiar manner adapted to said cabinets, are now in use. I therefore confine myself to the following claim.

I claim—

In combination with the box A, having two compartments, the partition B, follower D, springs or elastic strips *c*, and button *b*, all constructed substantially as herein shown and described, and for the purpose set forth.

JEREMIAH CASEY.

Witnesses:

P. P. ROGERS,
B. S. CURRAN.