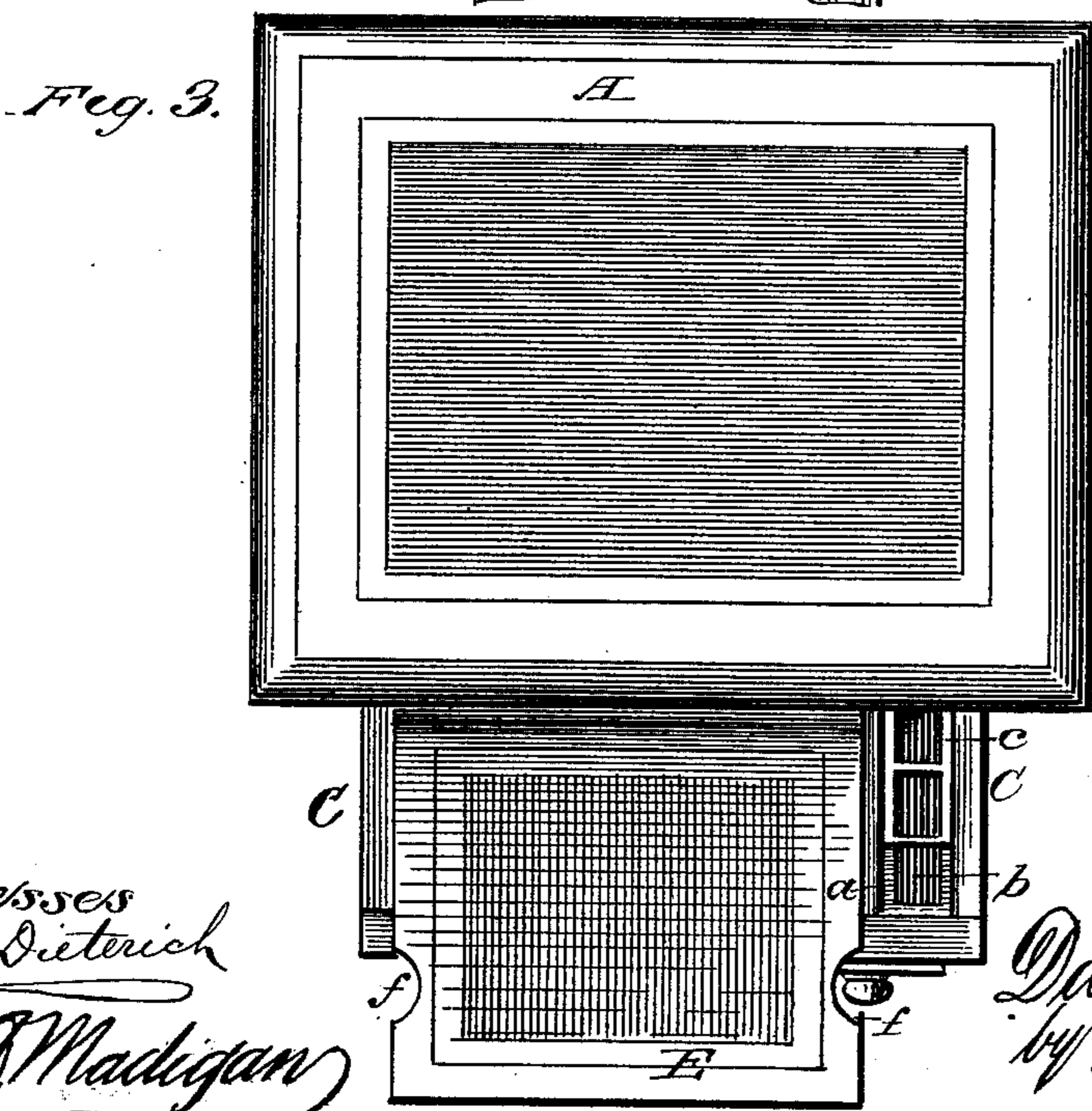
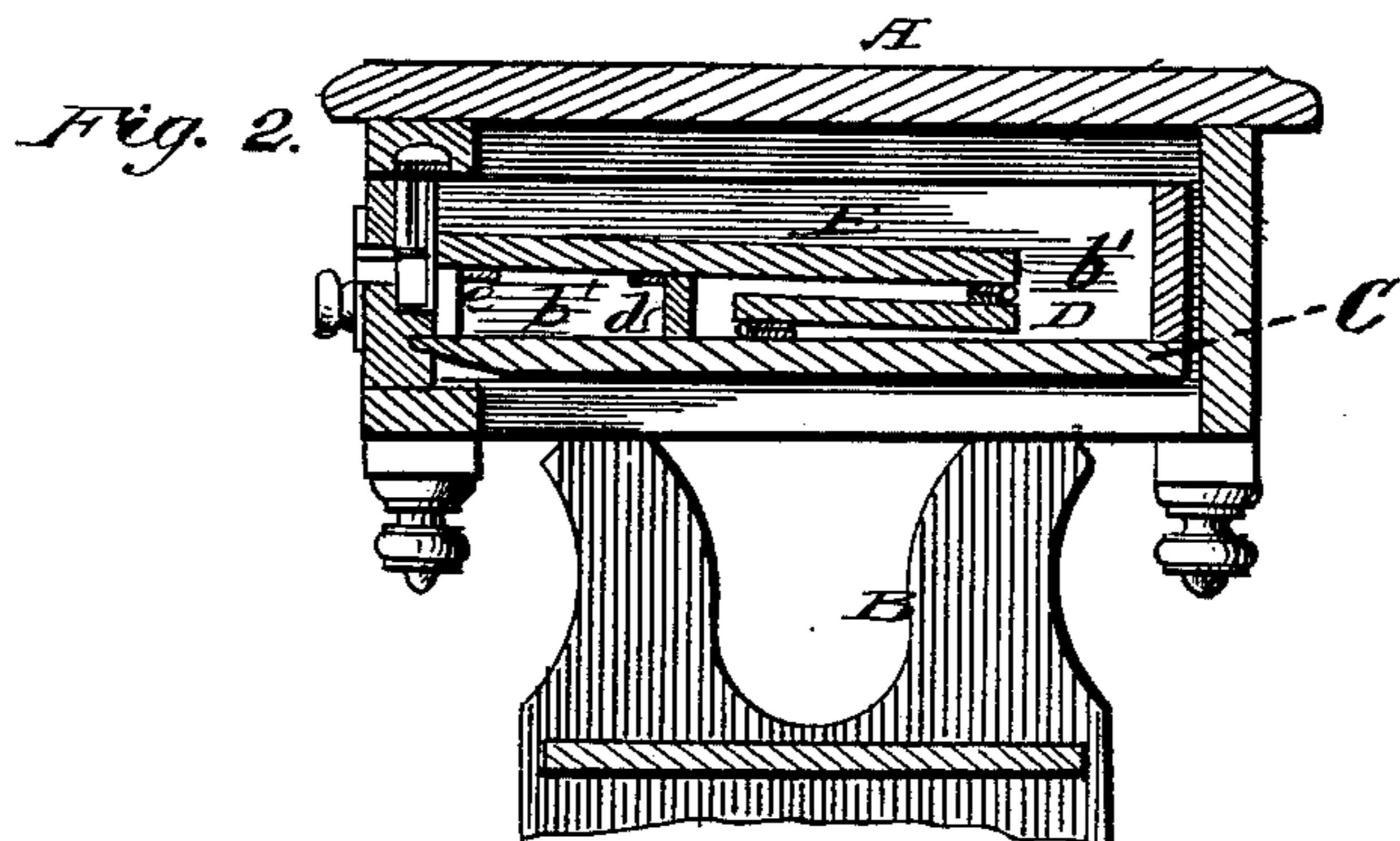
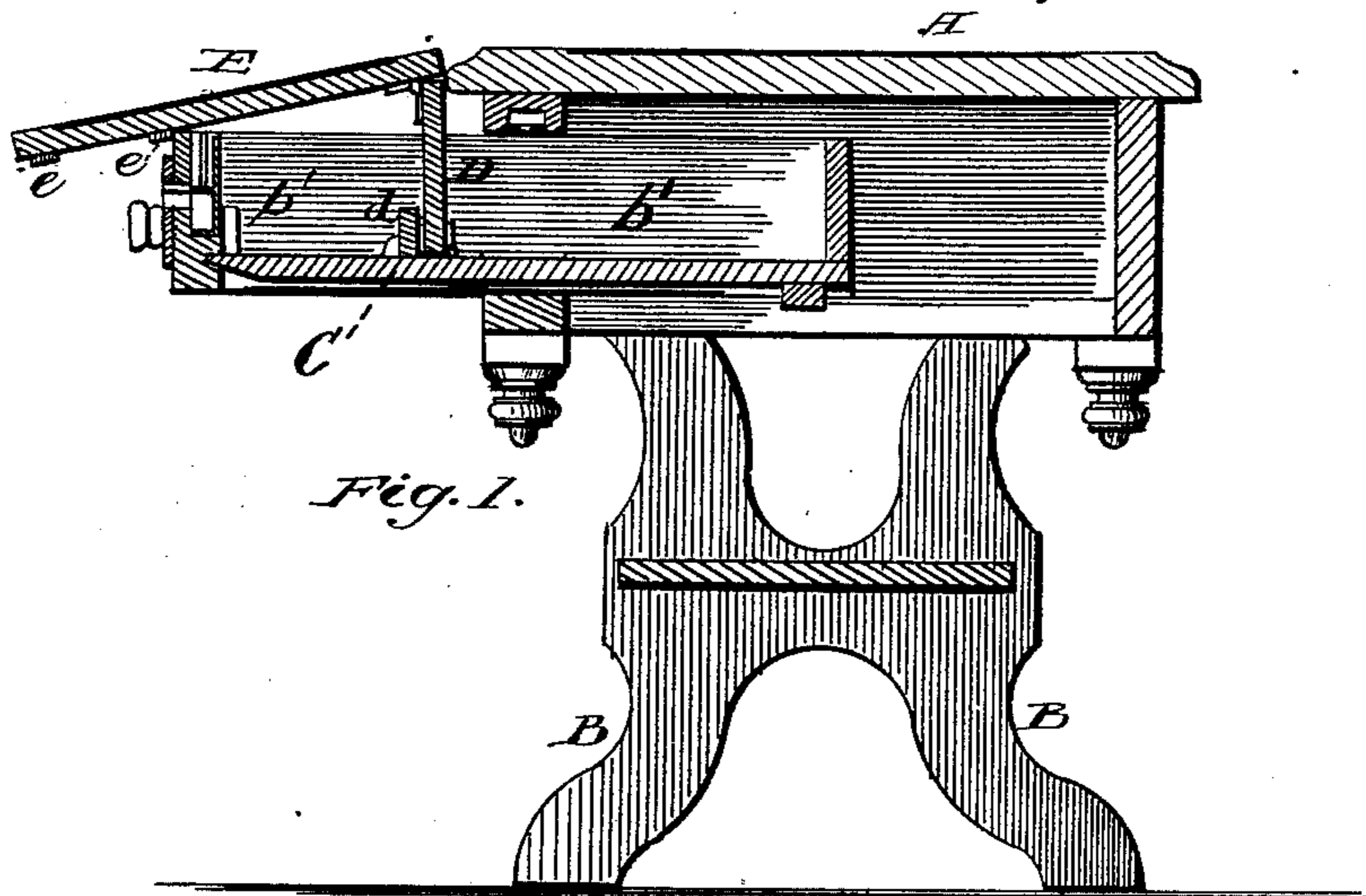


D. SCHAFER.
Writing-Table.

No. 218,067.

Patented July 29, 1879



Witnesses
Fred. G. Dietrich
Jno. A. Madigan

Inventor
Daniel Schafer
by Louis Baggerly
his attorney

UNITED STATES PATENT OFFICE.

DANIEL SCHAFER, OF PARKERSBURG, WEST VIRGINIA.

IMPROVEMENT IN WRITING-TABLES.

Specification forming part of Letters Patent No. **218,067**, dated July 29, 1879; application filed April 22, 1879.

To all whom it may concern:

Be it known that I, DANIEL SCHAFER, of Parkersburg, in the county of Wood and State of West Virginia, have invented certain new and useful Improvements in Writing-Tables; and I do hereby declare that the following is a full, clear, and exact description of the invention, which will enable others skilled in the art to which it appertains to make and use the same, reference being had to the accompanying drawings, which form a part of this specification.

This invention relates to library or writing tables, but is applicable to all other tables which are provided with a drawer underneath the top.

It consists in the combination, with the drawer of the table and with a "writing-fall" hinged therein, of a hinged slat which admits of the said fall being folded down flat upon the bottom of the drawer when closed, or when the drawer is open to be set at different angles, as the writer may prefer, substantially as hereinafter more fully described, and pointed out in the claim.

In the drawings, Figure 1 is a vertical transverse section of a library-table embracing my improvement open. Fig. 2 is a similar view, showing the drawer and fall closed; and Fig. 3 is a plan or top view of the table with the drawer and desk or fall open.

Similar letters of reference indicate corresponding parts in all the figures.

A is the top or leaf of the table, and B its feet or supports. C is the drawer, which is divided crosswise by a partition, *a*, to form a narrow compartment, *b*, provided with shoulders or ledges on its inner side to form slides for a box, *c*, divided into two or more compartments to hold inkstands, wafers, and other writing utensils. The space below the sliding box *c* will accommodate pens and pencils, &c., to which access may thus be readily had.

The large compartment of the drawer, *b'*, adjoining the narrow compartment, *b*, is divided longitudinally by a low partition, *d*, upon the rear side of which is hinged a narrow board or slat, D, which may be turned down so as to lie flat on the bottom of the rear compartment of the drawer C.

Upon the front top edge of slat D is hinged the desk-top or writing-fall E, which is of a width corresponding to that of the compartment *b'*, and is provided on its under side with a series of two or more parallel cleats, *e e*.

f f are two notches, cut one in each side of the fall, to enable it to be readily lifted up from the bottom of the drawer when it is desired to use it.

From the foregoing description, taken in connection with the drawings, the manner of using and adjusting the fall will be readily understood without further explanation.

The cleats *e e*, bearing against the edge of the drawer when the fall is raised, enables this to be set at different angles, according to which one of the cleats is used; and the fall, when closed and folded down upon the bottom of the drawer, allows room for books or papers placed upon it, so that these do not require to be removed before closing the drawer, while there is room enough underneath it, or between it and the bottom of the drawer, for writing-paper, envelopes, &c.

By the use of this improvement, articles deposited upon the table need not be removed or displaced when it is desired to use it for writing purposes, but may remain there undisturbed, all that is necessary being to open the drawer and adjust the fall or desk, which is the work of a few seconds.

Having thus described my improvement, I claim and desire to secure by Letters Patent of the United States—

The combination, with the drawer C, divided by the partitions *a d*, as described, of the hinged slat D and hinged desk-top or writing-fall E, provided upon its under side with a series of parallel cleats, *e e*, whereby the part E may be adjusted upon the front part of drawer C at different angles, substantially as described, for the purpose set forth.

In testimony that I claim the foregoing as my own I have hereto affixed my signature in presence of two witnesses.

DANIEL SCHAFER.

Witnesses:

J. T. PEADRO,
BARNA. POWELL.