

J. KAYSER.
Combined Table and Music-Stand.

No. 217,796.

Patented July 22, 1879.

Fig. 1.

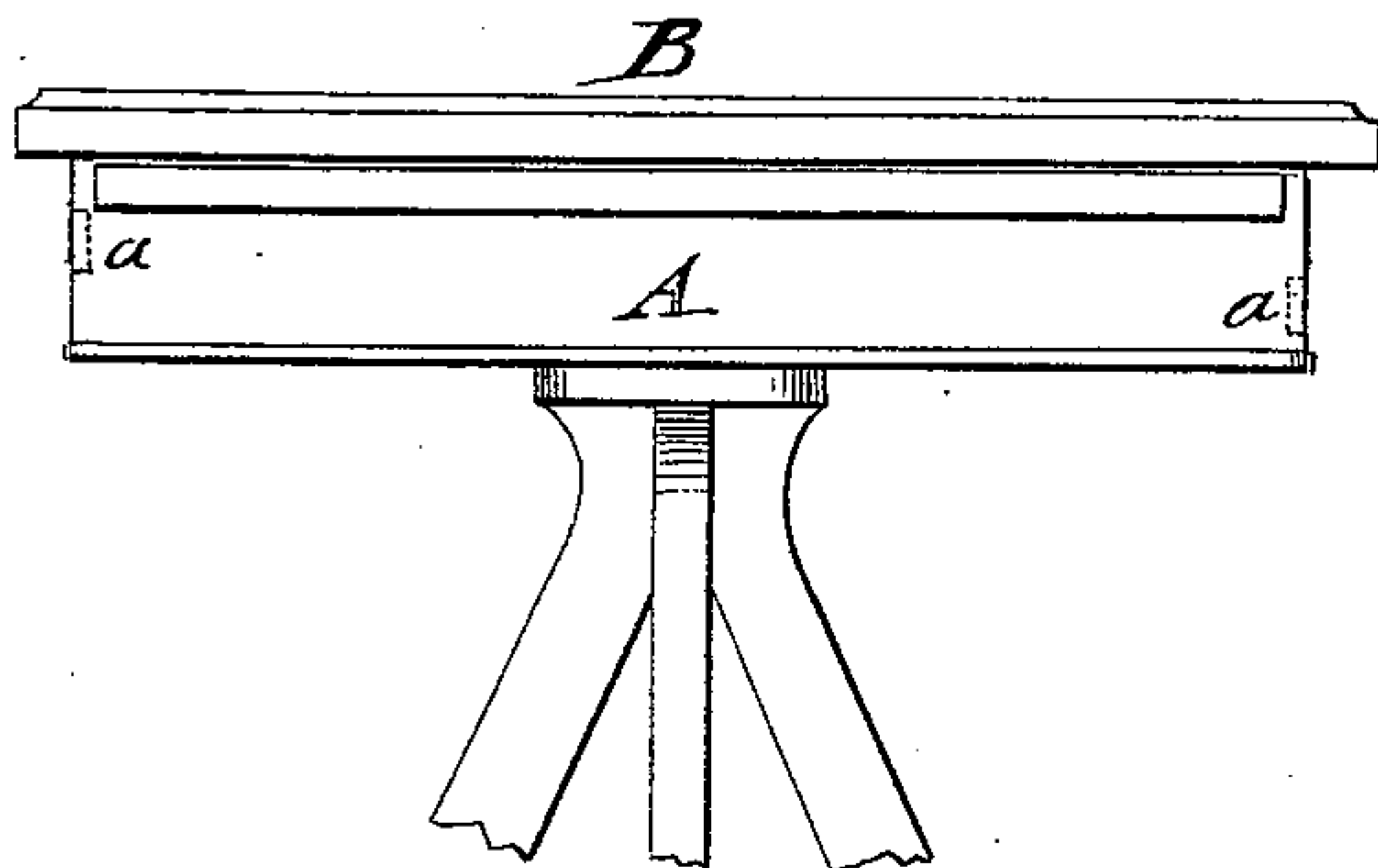


Fig. 2.


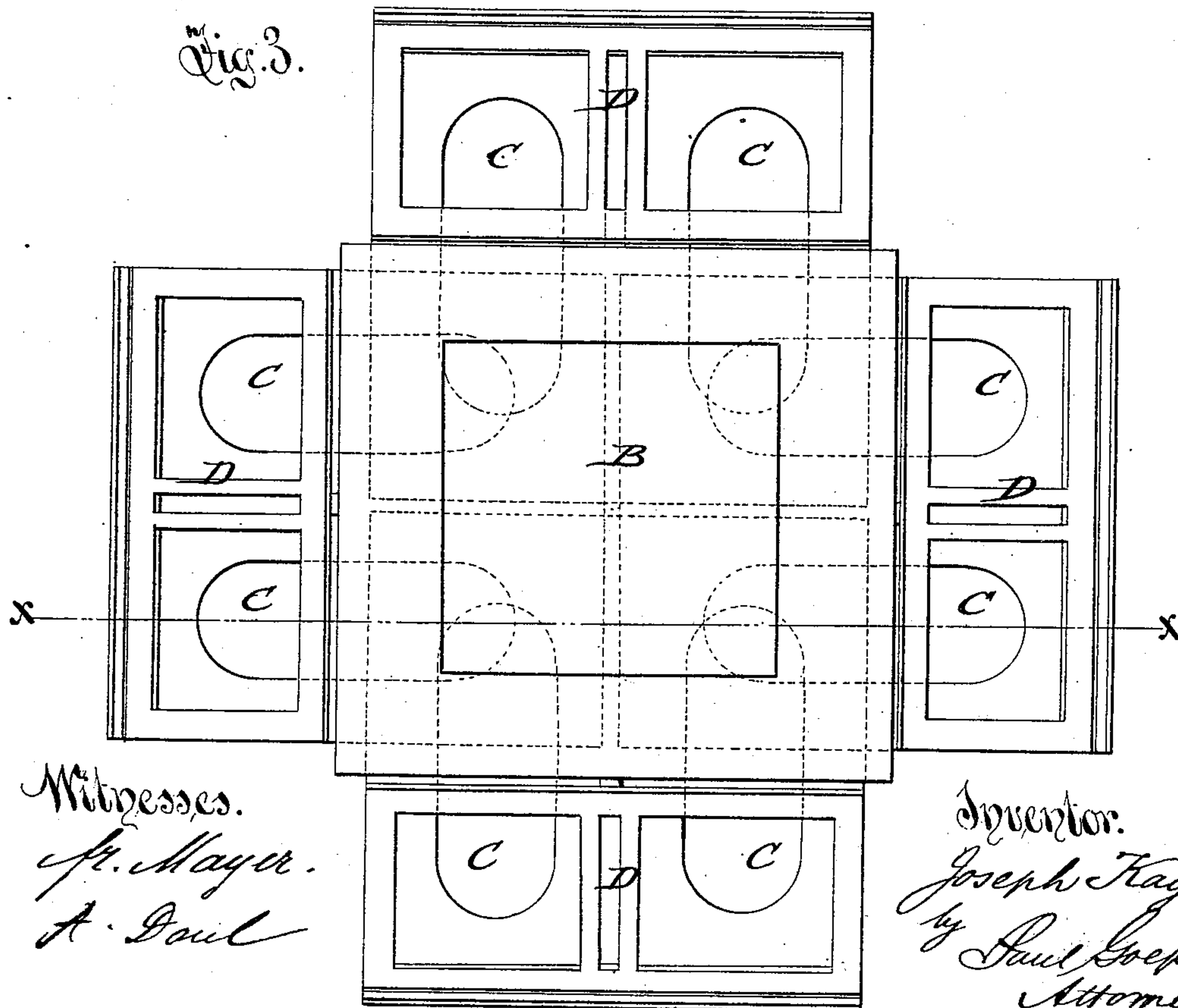


Fig. 3.



Witnesses.
J. Mayer.
A. Paul

Inventor.
Joseph Kayser
by Paul Goepel
Attorney.

UNITED STATES PATENT OFFICE

JOSEPH KAYSER, OF NEW YORK, N. Y., ASSIGNOR TO M. AND H. SCHRENKEISEN, OF SAME PLACE.

IMPROVEMENT IN COMBINED TABLE AND MUSIC-STAND.

Specification forming part of Letters Patent No. **217,796**, dated July 22, 1879; application filed October 7, 1878.

To all whom it may concern:

Be it known that I, JOSEPH KAYSER, of New York, county of New York, and State of New York, have invented a new and Improved Combined Table and Music-Stand, of which the following is a specification, reference being had to the accompanying drawings, in which—

Figure 1 represents a side view of my improved table and music-stand combined, with the music-racks shown as pushed in; Fig. 2, a vertical central section, and Fig. 3 a plan view of the same, the two latter figures showing the music-racks as drawn out for use.

Similar letters of reference indicate corresponding parts.

The music-stands at present used by those devoted to music, especially when playing trios, quartettes, &c., for different instruments, form more or less inconvenient pieces of furniture, as they are always in the way, and, however nicely finished, furnish a continual source of annoyance, as they have to be removed after use and stored away.

The object of my invention is to do away with these separate stands and provide in place thereof a convenient combination of table and music-stand, in which the latter is readily put out of sight when not in use, or drawn out for use whenever required.

The invention consists of a parlor or other table having a casing of rectangular shape below the top, the casing being arranged with one or more horizontally sliding and guided rack-frames, to the outer ends of which music-racks are hinged in such a manner that their lower strips or music-rests close the openings in the side walls of the casing when the racks are folded down on the guide-frames and pushed back therewith into the casing. The bottom of the casing is recessed to admit the taking hold of the sliding rack-frames sufficiently for pushing them out for being taken taken hold of and finally drawn out to their entire length.

Referring to the drawings, A represents a square or oblong casing of a parlor or other table, and B the top of the same, which is either of square, round, oval, or other shape, and arranged with a checker-board for play-

ing checkers, chess, &c., or ornamented and finished in any other suitable manner. The side walls of the casing A are grooved at the inside, so as to guide one or more horizontally-sliding frames, C, which serve to support music-racks D, that are hinged to their outer ends.

The table may be arranged with one sliding frame and music-rack only, or with two or more, (preferably, however, with four,) one to be drawn out at each side wall of the table. The side walls of the casing A have openings *a*, equal in size to the sliding frames and racks, the openings being at different heights in the side walls, one below the level of that in the next adjoining side wall, so that the rack-frames slide in and out independently of each other, and are neatly and conveniently stored away when pushed into the casing.

The racks D are swung up into inclined position when their supporting-frames are drawn out, and are then supported by hinged braces in this position. The strip that extends along the bottom of each rack and on which the music rests is made exactly of the size of the opening *a* in each side wall, so that when the rack is folded down on the frame and pushed in therewith the strip closes the opening exactly flush with the side wall, as shown in Fig. 1.

The fitting of the strips into the openings renders the storing away of the racks in the casing hardly noticeable.

The bottom of the casing, as well as the slide-frames C, are recessed or cut out, so that by introducing the hand through the bottom recesses of the casing one slide-frame after another may be taken hold of and pushed out, to be then finally drawn out to the required length for the raising of the racks.

The recessing of the bottom of the casing and frames makes the whole structure lighter and dispenses with buttons or other exterior means for drawing out the frames.

When four slide-frames and racks are arranged on the table, four performers or less, as required, may use them with great convenience at the same time, the slide-frames and racks being pushed back again and stored within the casing after use, the table having then the appearance of a common table, and being readily used as such.

Having thus described my invention, what I consider new, and desire to secure by Letters Patent, is the following:

1. The combination of a rectangular box-top provided with openings in the bottom, and with side openings and interior guide-strips, with sliding frames having folding music-racks at their outer ends, the frames being arranged with openings and guided in such a manner, one below the level of the other, that they may be drawn out in different directions and pushed in again for being conveniently

stored away with the racks, substantially as and for the purpose set forth.

2. In a combined table and music-stand, the rectangular casing having a bottom with recesses or openings, in combination with the recessed rack-frames, to facilitate the pushing out of the rack-frames without exterior devices, substantially as and for the purpose described.

JOSEPH KAYSER.

Witnesses:

PAUL GOEPEL,
F. MAYER.