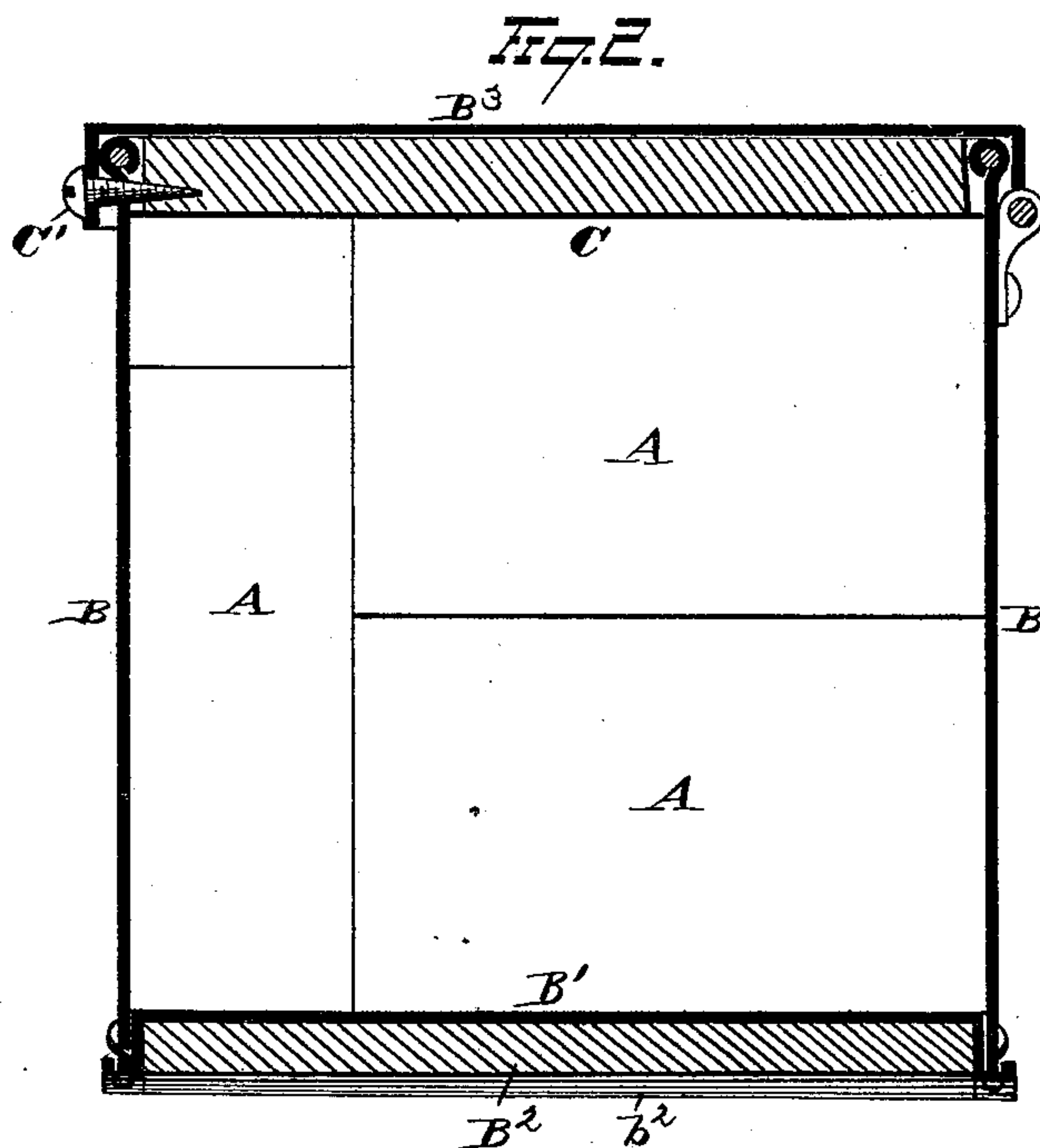
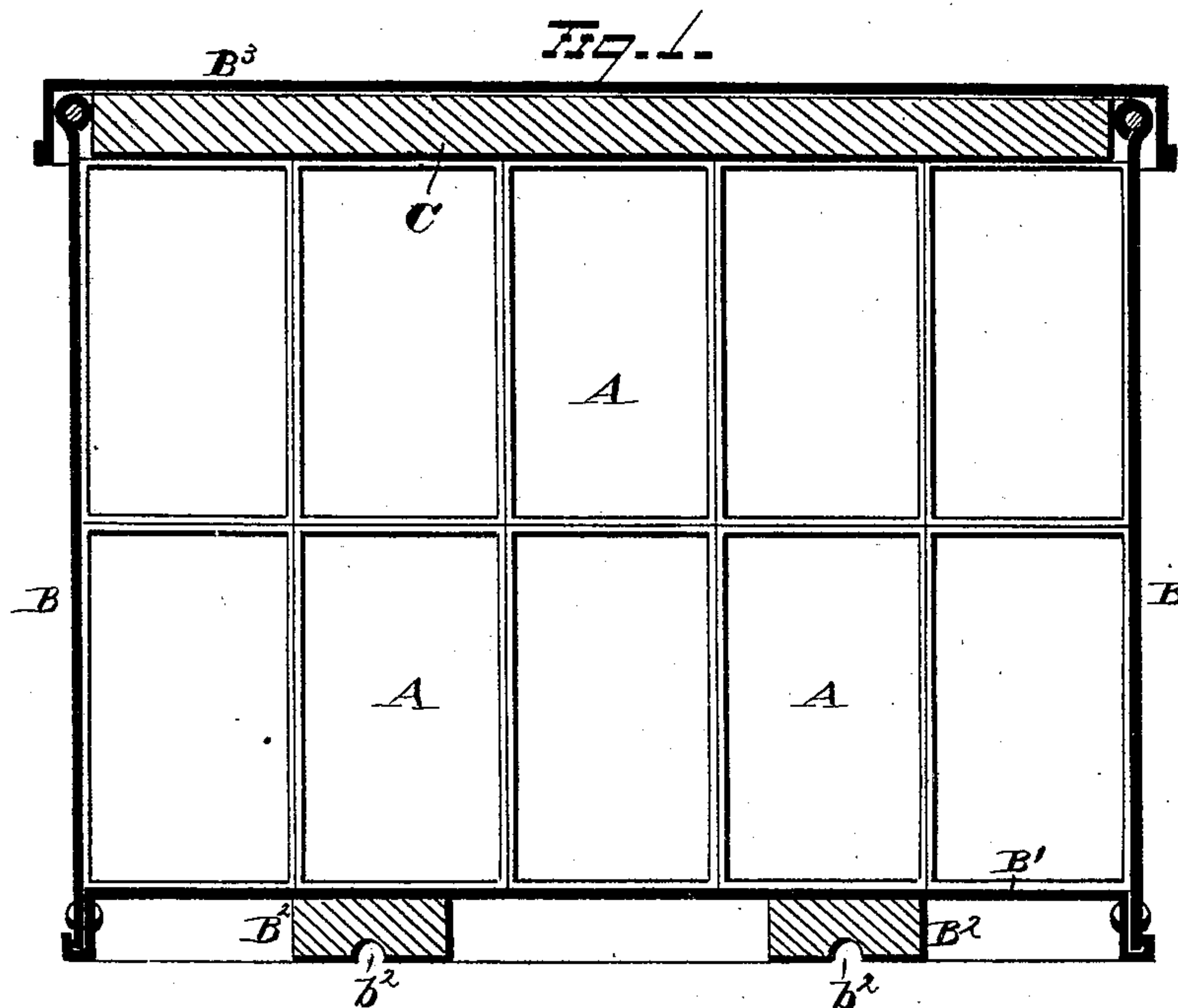


O. C. BARBER.
Shipping-Package for Matches.

No. 217,765.

Patented July 22, 1879.




WITNESSES
E. J. Nottingham
Geo. W. Seymour.

INVENTOR
O. C. Barber.
By Dequette & Dequette. ATTORNEYS.

O. C. BARBER,
Shipping-Package for Matches.

No. 217,765.

Patented July 22, 1879.



WITNESSES
E. J. Nottingham
Geo. D. Seymour

INVENTOR
Ohio C. Barber
By Suggatt & Suggatt ATTORNEYS.

UNITED STATES PATENT OFFICE.

OHIO C. BARBER, OF AKRON, OHIO.

IMPROVEMENT IN SHIPPING-PACKAGES FOR MATCHES.

Specification forming part of Letters Patent No. **217,765**, dated July 22, 1879; application filed May 31, 1879.

To all whom it may concern:

Be it known that I, OHIO C. BARBER, of Akron, in the county of Summit and State of Ohio, have invented certain new and useful Improvements in Shipping-Packages for Matches; and I do hereby declare the following to be a full, clear, and exact description of the invention, such as will enable others skilled in the art to which it pertains to make and use it, reference being had to the accompanying drawings, which form part of this specification.

My invention relates to a package for matches, adapted at the same time as a shipping-package and display-package, from which they are sold in the store; and consists in a construction hereinafter described and claimed.

In the drawings, Figure 1 represents a longitudinal, and Fig. 2 a cross-sectional, view of a package embodying my invention. Fig. 3 is a perspective view of a package when closed.

A represents boxes of matches. B is the shipping case or box. The box B is made of sheet-iron, of sufficient stiffness and thickness that its upright sides shall not buckle by external pressure. Its bottom B^1 is recessed, and secured to the sides, as shown, whereby the bottom edges are rendered very stiff and strong. Cleats B^2 are fastened in at suitable intervals, and serve to further stiffen and strengthen the bottom.

B^3 is the cover, made to shut down over the upper edge of the box. C is a strip of board, which fits within the upper portion of the box, and which sustains any pressure that may be brought upon the lid. C' are screws passing through the edge of the lid and the upper edge of the box, and passing into the board C. These screws serve to fasten the lid down on the box in shipping, and at the same time hold the board C snugly in place.

b^2 represents grooves in the cleats B^2 and in the lower edge of the box, the object being to furnish channels through which a cord may be passed for tying the lid down upon the box, or for tying several boxes together. The grooves b^2 serve to protect the cord against abrasion.

The outside of the box may be suitably painted and embellished to make it attractive in appearance, and the word "Matches," or other suitable words, may be placed upon the face of the box to indicate its contents.

By making the package as herein shown, it will be observed that the package is at once made to serve the purpose of a shipping-package and also as a display-package for use in the store where the matches are retailed.

What I claim is—

1. The combination, with a sheet-iron box and a board fitting within the upper portion thereof, of a hinged lid and one or more fastening devices passing through the upper edge of the box, the front depending edge of the lid, and into the board, said fastening devices serving to maintain the board in position and also to secure the lid closed, substantially as set forth.

2. A sheet-iron box provided with a lid and with a recessed bottom, the latter having strengthening-cleats, whose under surfaces, respectively, are formed with cord-grooves, substantially as set forth.

In testimony whereof I have signed my name to this specification in the presence of two subscribing witnesses.

OHIO C. BARBER.

Witnesses:

JNO. CROWELL, Jr.,
WILLARD FRACKER.