

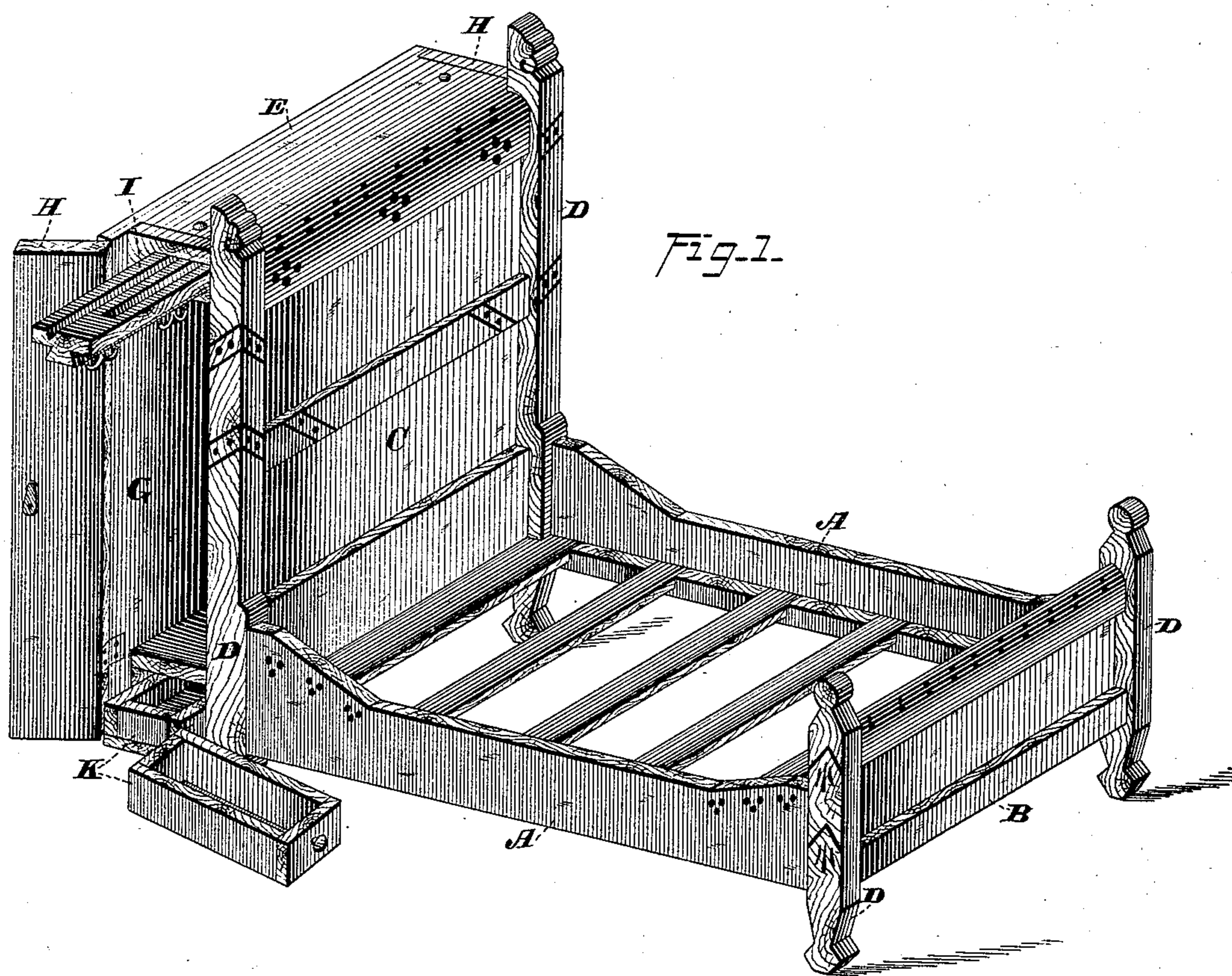
S. B. SHERER.

2 Sheets—Sheet 1.

Wardrobe.

No. 217,646.

Patented July 15, 1879.



WITNESSES

Geo. E. Hutchinson.

Henry C. Hazard.

INVENTOR.

Sam'l B. Sherer, by

Prindle & Lybie Attys

2 Sheets—Sheet 2.

No. 217,646.

Patented July 15, 1879.

Fig. 2.

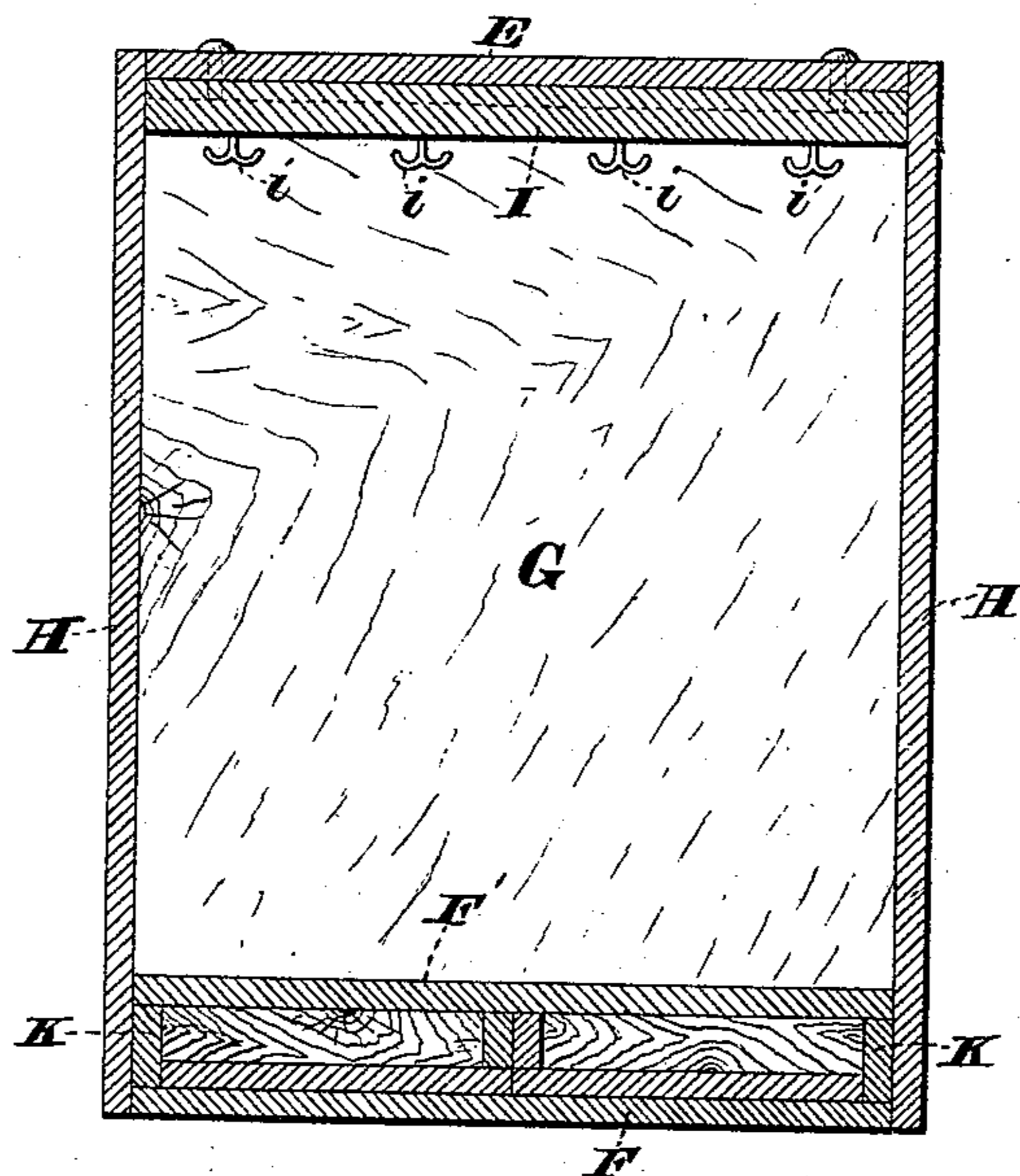
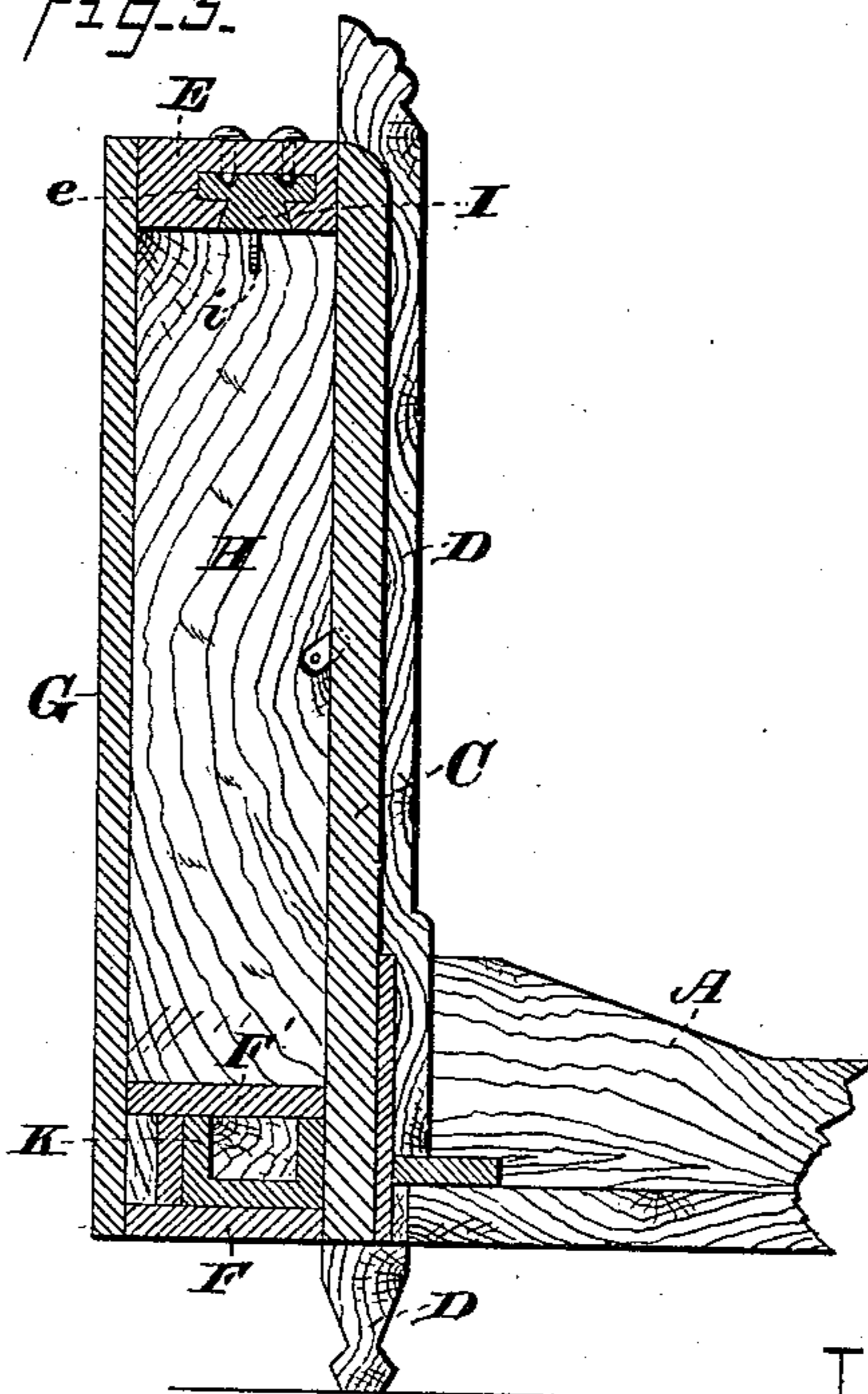


Fig-3.



WITNESSES=

Jas. E. Hutchinson.

Henry C. Hazard.

INVENTOR-

Sam'l B. Shurer, Esq.
Prindle & Co his Attys

UNITED STATES PATENT OFFICE.

SAMUEL B. SHERER, OF CHICAGO, ILLINOIS.

IMPROVEMENT IN WARDROBES.

Specification forming part of Letters Patent No. **217,646**, dated July 15, 1879; application filed April 7, 1879.

To all whom it may concern:

Be it known that I, SAMUEL B. SHERER, of Chicago, in the county of Cook, and in the State of Illinois, have invented certain new and useful Improvements in Wardrobes for attachment to the rear side of a bedstead, bureau, and other like articles of furniture; and do hereby declare that the following is a full, clear, and exact description thereof, reference being had to the accompanying drawings, making a part of this specification, in which—

Figure 1 is a perspective view of my combined articles of furniture, the wardrobe being opened, so as to show the arrangement of its interior. Fig. 2 is a vertical central section of the wardrobe upon a line having a right angle to the length of the bedstead, and Fig. 3 is a section upon a line with the length of said bedstead.

Letters of like name and kind refer to like parts in each of the figures.

The design of my invention is to decrease the cost and lessen the room required for articles of furniture usually found in bed-rooms; to which end it consists, as a new article of manufacture, in a wardrobe provided with doors at opposite ends, and having a sliding hook-support and double hinged drawers, which may be drawn outward through each door, the whole adapted for attachment to articles of furniture, substantially as and for the purpose hereinafter specified.

In the annexed drawings, A represents the side rails, B the foot-board, and C the head-board, of a bedstead, which parts are connected together by means of corner-posts D, all in the usual manner.

Secured to or upon the rear side of the head-board C is a casing composed of a top, E, bottom F, back G, and hinged ends H, said head-board forming the front of said casing.

Within the lower face of the top E is formed a T-shaped longitudinal groove, *e*, which receives and contains a correspondingly-shaped bar, I, that extends between the hinged ends or doors H, and has its lower face flush with the lower face of said top, the arrangement be-

ing such as to enable said bar to be drawn longitudinally outward from the casing a distance nearly equal to its length. Any other means of support may be used instead of the groove *e*, if desired.

Upon the lower side of the bar I are provided hooks *i* for the surpension of articles of clothing, which hooks, in consequence of the facility with which said bar may be drawn outward, are each equally accessible, and articles of clothing may be placed upon or taken from any one of said hooks as easily as from any of the hooks of an ordinary wardrobe. If desired, the bar I may be arranged edgewise within the casing, in which event one may be placed at the front and one at the rear of the same.

The lower end of the casing is cut off by a horizontal partition, F', and between the same and the bottom F are placed two drawers, K, which have each a length equal to one-half the horizontal length of said casing, and are hinged together at their inner front corners.

The design of the hinged drawers is to enable the same to be drawn out in a space which would not be sufficient for a drawer having the length of the casing, the arrangement shown permitting the first drawer to be drawn out and turned one side, and the second drawer to be then drawn outward until the whole of its interior is exposed to view within a space but slightly greater than the length of one of said drawers.

The wardrobe thus constructed may be attached to a case of drawers, writing-desk, or other like article of furniture without departure from the spirit of my invention, my object being to utilize the space which can usually be spared at the back of articles of furniture for the storage, in convenient and accessible shape, of articles of clothing.

Having thus fully set forth the nature and merits of my invention, what I claim as new is—

A new article for attachment to the rear side of a bedstead, bureau, or other like article of furniture, consisting of the hereinbefore-described wardrobe, provided at each end with a door, H, having within its top a slid-

ing hook-support, I, which may be drawn outward through either of said doors, and provided at its lower end with two drawers, K, that are hinged together, and are capable of being drawn outward from either end of said wardrobe, substantially as and for the purpose specified.

In testimony that I claim the foregoing I have hereunto set my hand this 31st day of March, 1879.

SAMUEL B. SHERER.

Witnesses:

FRED A. WAIDNER,
CHAS. R. AUGHINBAUGH.