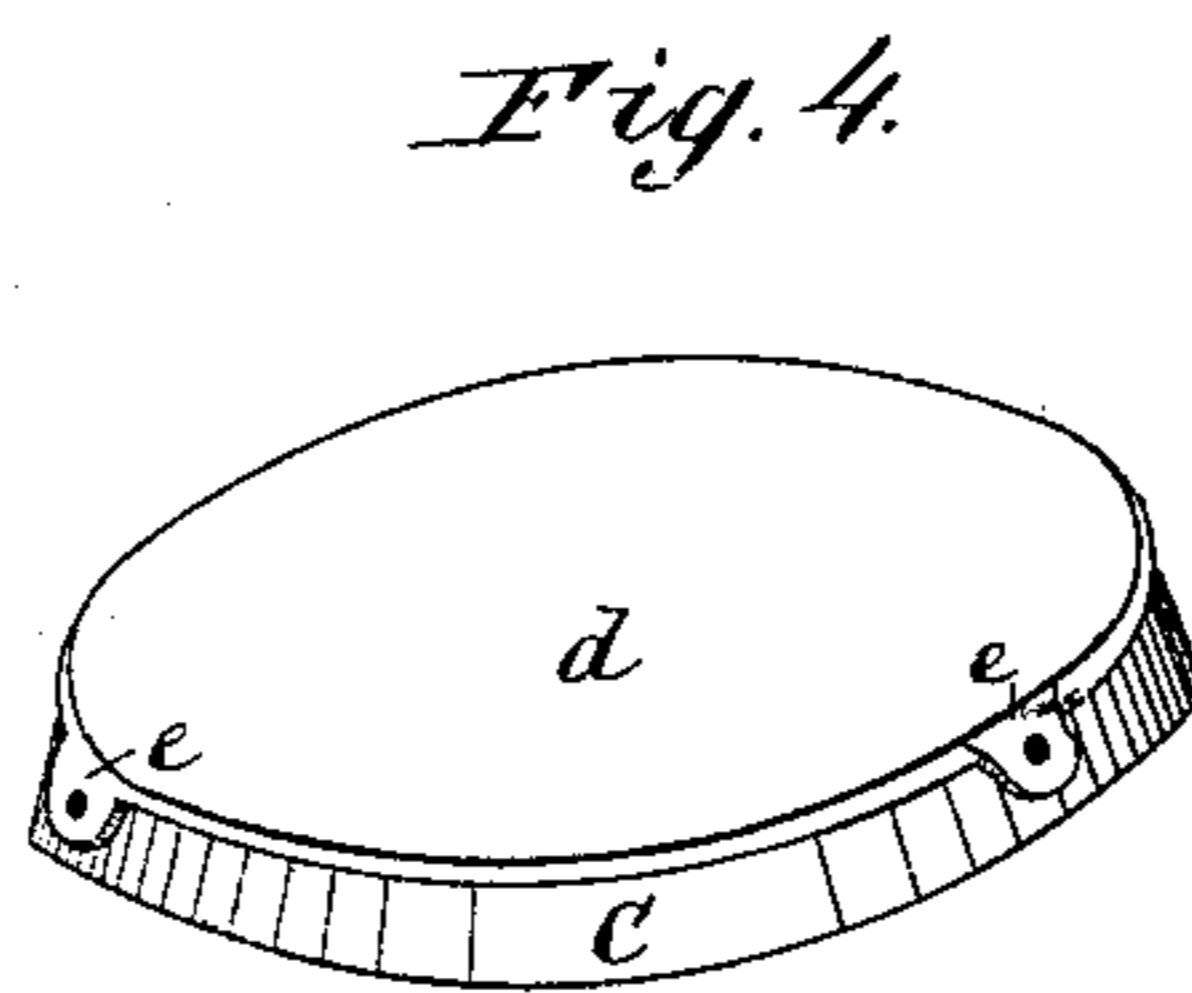
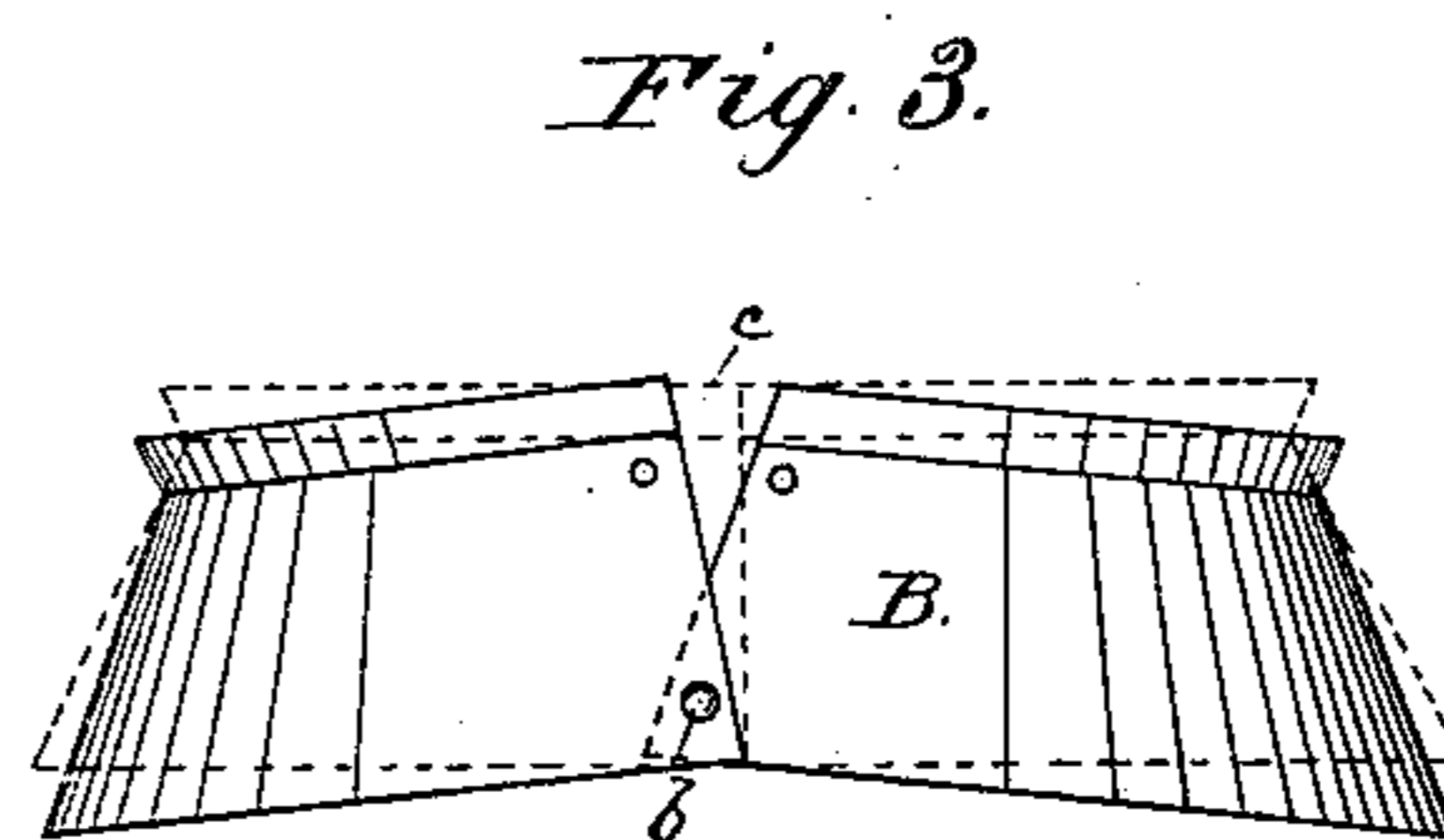
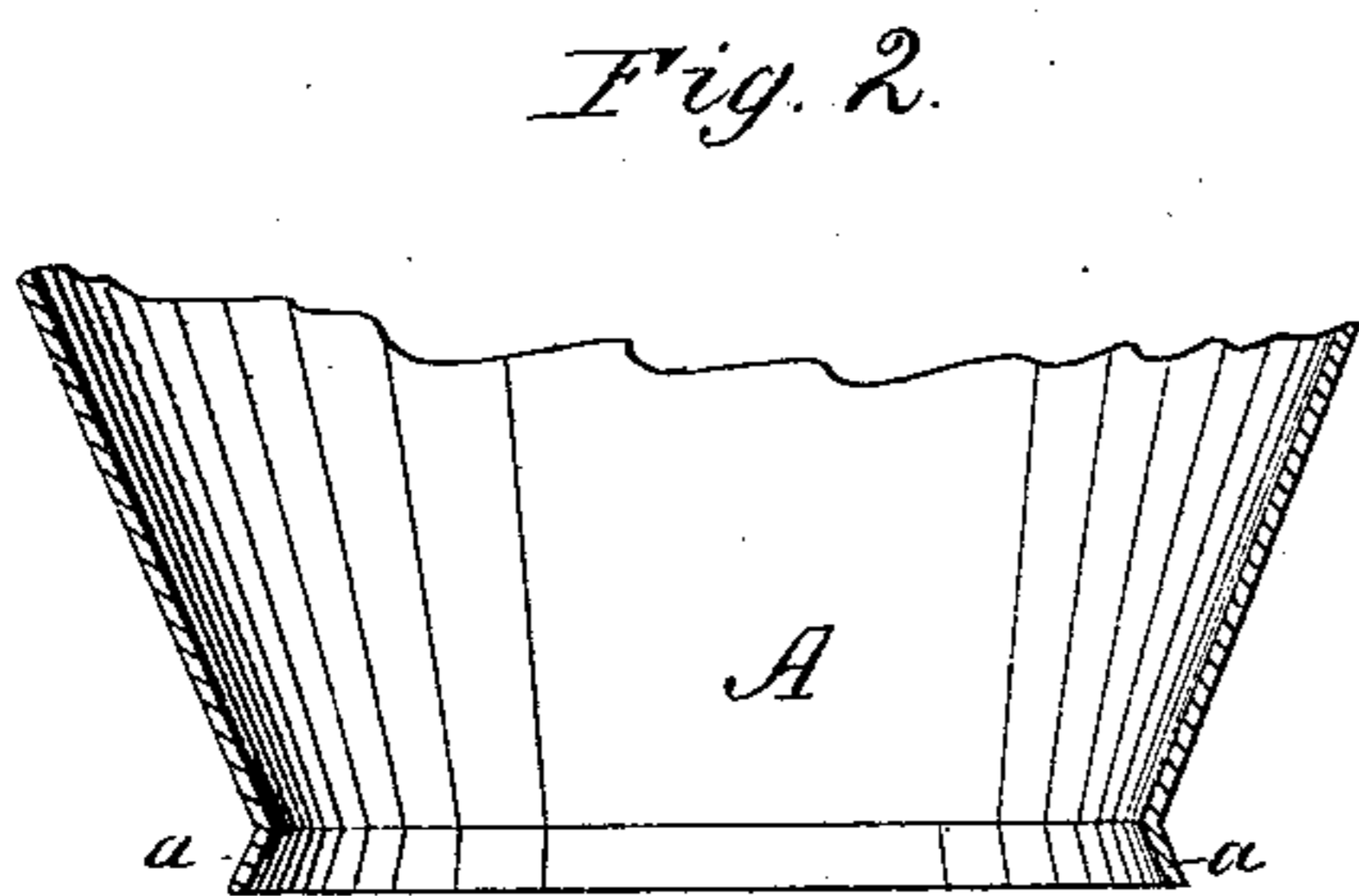
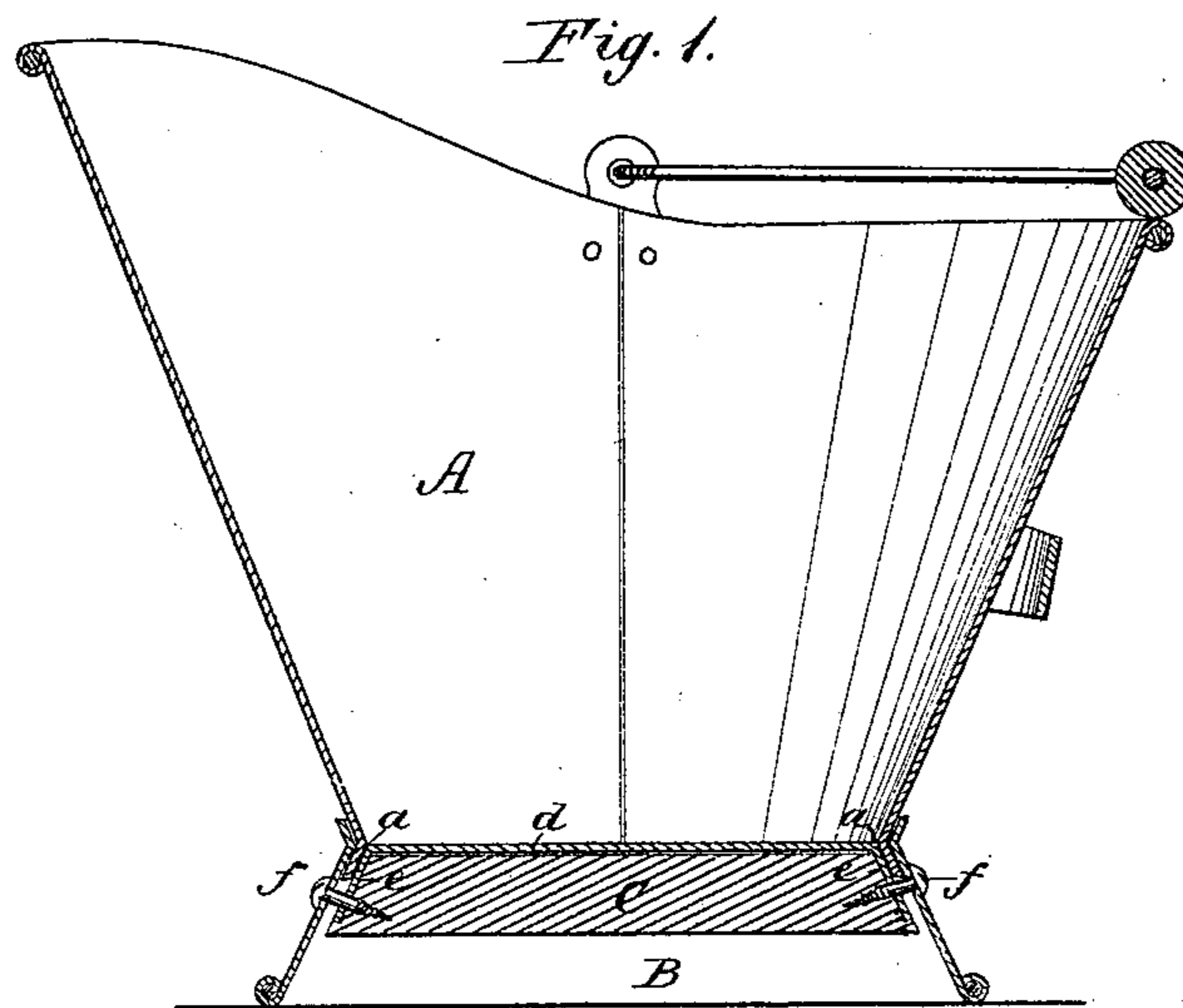


C. HOLZNER & J. WINSTANDLEY.  
Coal-Hod.

No. 217,616.

Patented July 15, 1879.



WITNESSES:

*W. W. Hollingsworth*  
*E. de W. B. ym*

INVENTOR:

*C. Holzner*  
*J. Winstandley*  
BY *Wm. T. C.*  
ATTORNEYS.

# UNITED STATES PATENT OFFICE.

CHARLES HOLZNER AND JOHN WINSTANDLEY, OF LOUISVILLE, KENTUCKY,  
ASSIGNORS OF ONE-THIRD THEIR RIGHT TO FRED VOHRINGER, OF SAME  
PLACE.

## IMPROVEMENT IN COAL-HODS.

Specification forming part of Letters Patent No. **217,616**, dated July 15, 1879; application filed  
April 24, 1879.

*To all whom it may concern:*

Be it known that we, CHARLES HOLZNER and JOHN WINSTANDLEY, of Louisville, in the county of Jefferson and State of Kentucky, have invented a new and Improved Coal-Hod; and we do hereby declare that the following is a full, clear, and exact description of the same, reference being had to the accompanying drawings, forming part of this specification, in which—

Figure 1 is a vertical central section. Fig. 2 is a sectional view of the lower portion of the body of the hod. Fig. 3 is a side view of the base-ring; Fig. 4, a perspective view of the bottom.

The object of our invention is to reduce the labor of constructing a coal-hod, and to produce a neater finish and a more durable article.

The improvements consist in forming the lower edge of the body portion of the hod with an outwardly-flared flange, and fastening the hoop, foot, or base-ring thereto by contracting it upon said flange and riveting the ends of the hoop together in such contracted position upon the flange.

The invention also consists in combining with the flanged body portion and base-ring a wooden bottom having a metal lining and a tapering or beveled edge, which bottom is forced inside the base-ring up into the lower edge of the hod, and clamps the flange at the bottom of the body portion between its beveled edge and the base-ring to make a compact and secure connection, as hereinafter more fully described.

In the drawings, A represents the body of an ordinary coal-hod, whose lower edge is expanded into an outwardly-flaring flange, *a*. B is the base-ring, hoop, or foot, which is made flaring at the bottom. This base-ring before being applied to the body has its ends riveted together, as at *b*, but the upper edges of its ends are left loose or unriveted, as at *c*, so that the upper edge of the ring can be expanded sufficiently to pass over the outwardly-flaring flange *a* of the body. After the base-

ring has been thus adjusted over the flange its upper edge is contracted thereupon, and the ends of said base-ring are then securely riveted at the top at *c*, which, it will be seen, securely connects the said base-ring to the body portion without riveting them together.

In connection with the hod, as thus described, we employ a wooden bottom, C, having an upper lining of metal, *d*, with lugs *e*, through which screws or nails are passed from the outside of the base-ring to hold the parts securely together. This wooden bottom has an edge beveled to correspond to the taper of the base-ring, and serves, when forced up into place, to clamp the flange *a* at the lower edge of the hod, and hold the same tightly between its beveled edge and the base-ring, the rigid character of the bottom acting to prevent the flange *a* from being forced inwardly by any strain which would tend to pull off the base-ring.

We secure by the foregoing construction a great saving of labor in putting together the parts of the hod and an increased durability of the hod.

Having thus described our invention, what we claim as new is—

1. The body portion of a coal-hod, having an outwardly-flared flange, *a*, at its lower edge, in combination with a base-ring fitted over said flange, and contracted thereupon by having its ends riveted together, substantially as described.

2. The combination of the body portion A, having at its lower edge an outwardly-flared flange *a*, the tapering base-ring B fitted upon the outside of the same, and the wooden bottom C, having a metal lining and a beveled edge adapted to be secured to the base to clamp the flange of the body portion, substantially as described.

CHARLES HOLZNER.  
JOHN WINSTANDLEY.

Witnesses:

FRED VOHRINGER,  
JEFFERSON REISINGER.