

D. T. FULLER.
Ironing-Board.

No. 217,605.

Patented July 15, 1879.

Fig. 1

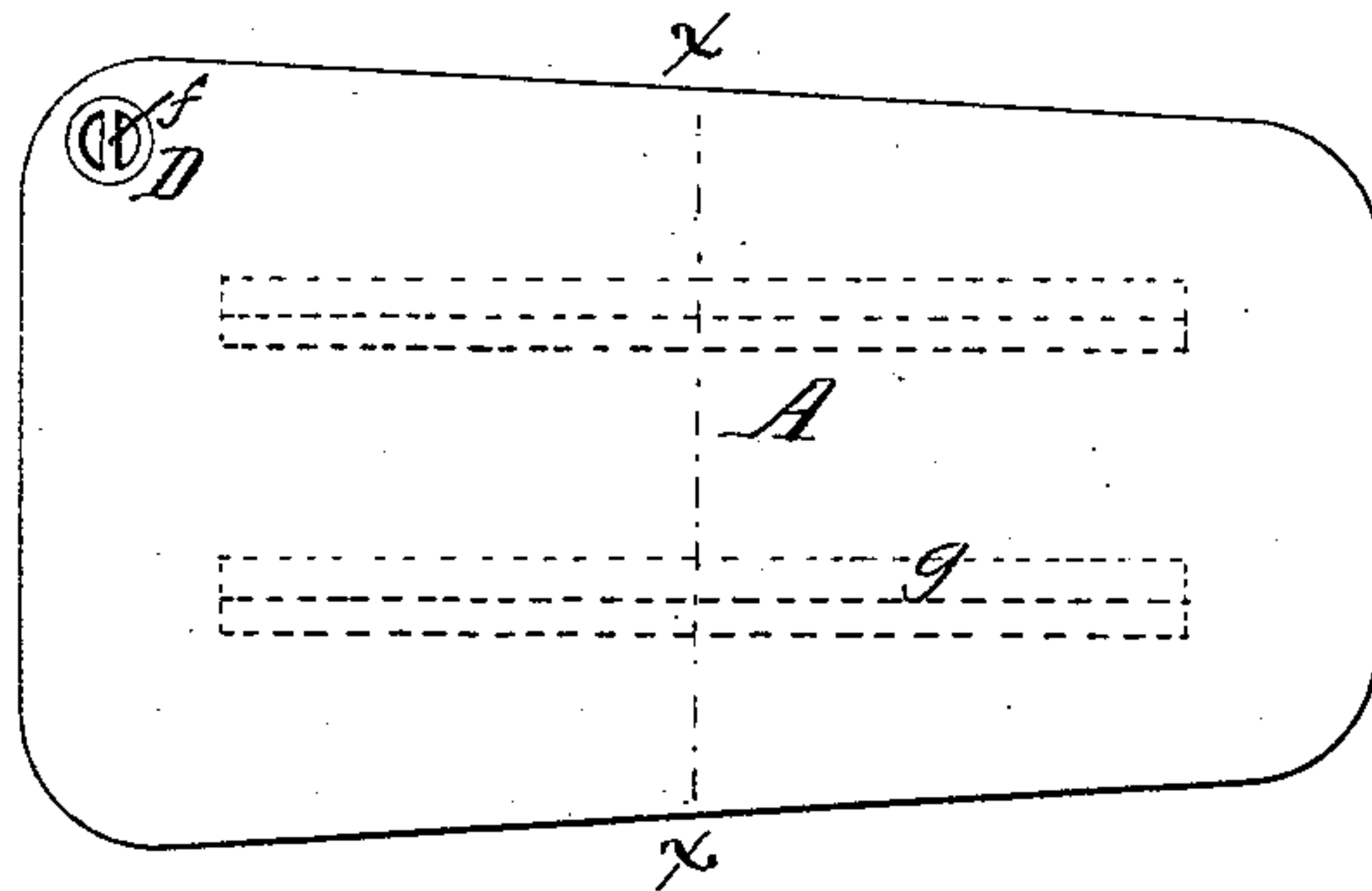


Fig. 2

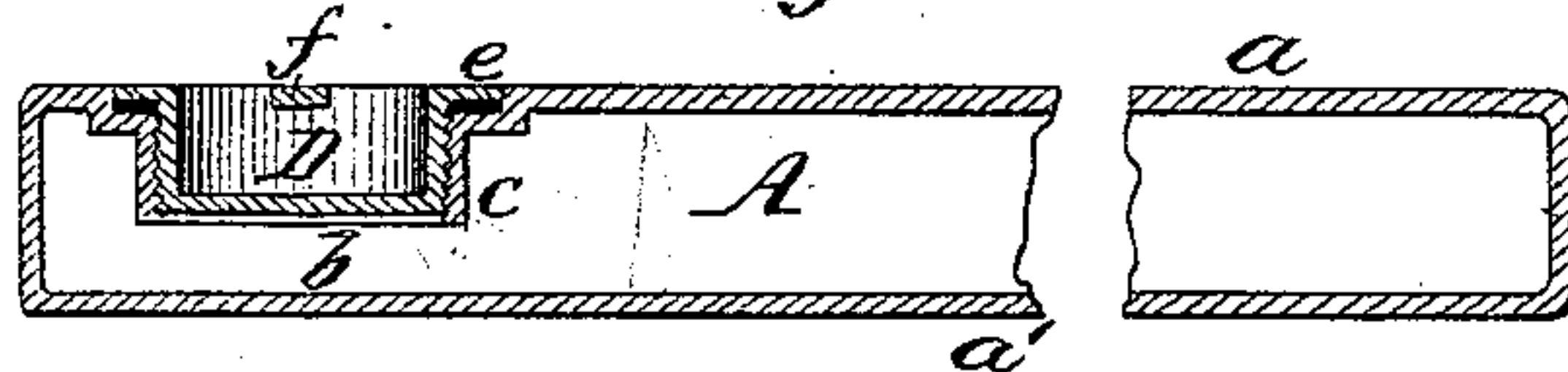
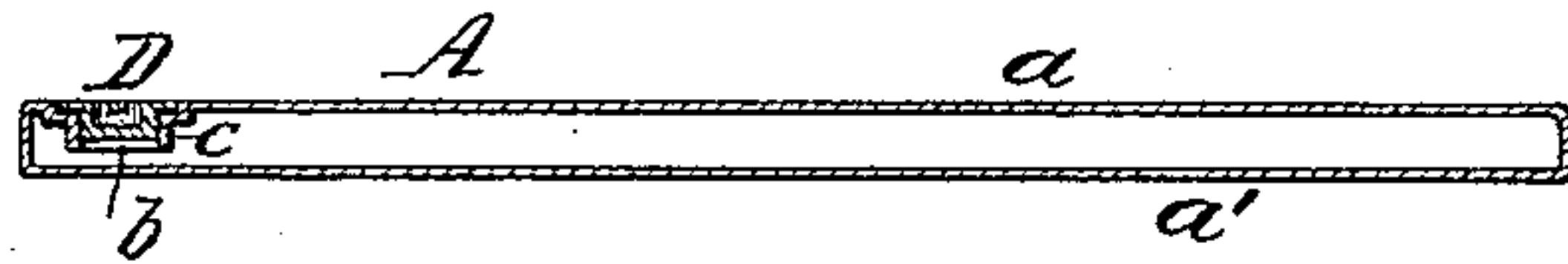
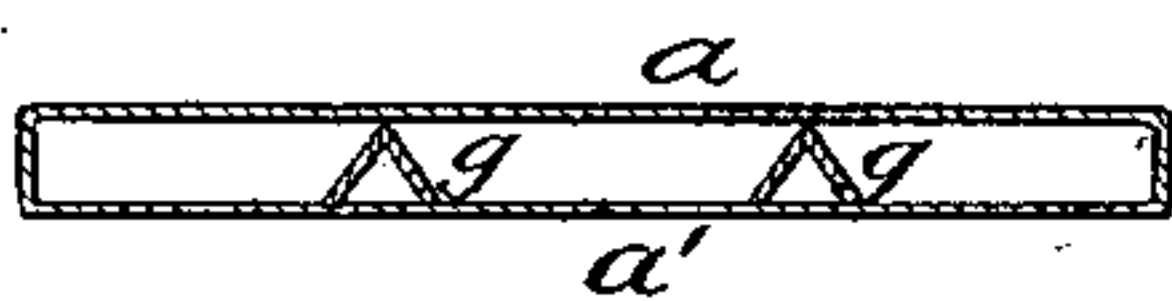


Fig. 4



Chas. J. Buchheit
Edw. J. Brady } Witnesses.

David T. Fuller, Inventor
By Wilhelm Donner, Attorneys.

UNITED STATES PATENT OFFICE.

DAVID T. FULLER, OF BUFFALO, NEW YORK.

IMPROVEMENT IN IRONING-BOARDS.

Specification forming part of Letters Patent No. **217,605**, dated July 15, 1879; application filed January 25, 1879.

To all whom it may concern:

Be it known that I, DAVID T. FULLER, of Buffalo, in the county of Erie, in the State of New York, have invented a new and useful Improvement in Ironing-Boards, of which the following is a specification, reference being had to the accompanying drawings.

This invention relates to a hollow ironing board or table adapted to be filled with hot water or any other equivalent heating agent, whereby the ironing board or table is heated to a proper degree and a finer finish imparted to the clothes ironed thereon, while the operation of ironing is greatly expedited and facilitated, as the sad-irons remain hot a greater length of time when used on a heated ironing-board.

My invention consists of a hollow imperforate ironing board or table adapted to be filled with hot water or any other equivalent heating agent, as will be hereinafter fully set forth.

In the accompanying drawings, Figure 1 is a top-plan view of my improved ironing-board. Fig. 2 is a longitudinal section thereof. Fig. 3 is a similar view on an enlarged scale. Fig. 4 is a cross-section in line *x x*, Fig. 1.

Like letters of reference designate like parts in the several figures.

A represents my improved ironing board or table, composed of flat or plane imperforate top and bottom plates, *a a'*, and imperforate end and side plates, forming together a tight chamber inclosed on all sides, and plane and smooth on the top and bottom, so that either the top or bottom may be used in ironing clothes.

b is an opening formed in the top plate, *a*, near its edge, and provided with an inwardly-projecting short sleeve or collar, *c*, having an internal screw-thread formed thereon. D is a screw-plug fitting in the thread of the screw-sleeve *c*, and provided at the top with a flange, *e*, fitting in a recess in the top plate, *a*, and having on its under side a packing-ring of suitable material, so as to close the opening *b* tightly when the plug D is screwed home.

The plug D is provided with a cross-piece, *f*, for conveniently operating it.

The interior of the board may be provided with A-shaped ribs or braces *g*, as shown in Figs. 1 and 4. The braces *g* form supports or stays for the top and bottom plates and extend not quite to the edge of the board, so as to leave open spaces at the ends of the braces *g*, through which the heating material can pass around the ends of said braces and fill all parts of the hollow board.

The ironing-board, as represented in the accompanying drawings, is made of the proper shape for use as a bosom-board; but it may be made of any desired size and form. Its walls are preferably constructed of zinc or other suitable metal; but any other suitable material may be employed.

In using my improved ironing-board the plug D is removed and the interior of the hollow chamber is filled with hot water, heated sand, or any other equivalent heating agent. The opening *b* is then closed by means of the plug D, and the board covered with several thicknesses of flannel or other suitable fabric in the usual manner. The board is now used in the same manner as an ordinary ironing-board.

Owing to the heat with which the board is charged, and which is retained for a considerable period of time, the process of ironing is greatly expedited and facilitated, the rapid cooling of the sad-irons is prevented, and a fine finish imparted to the articles ironed on the board.

I claim as my invention—

A hollow imperforate ironing board or table having plane top and bottom plates, and having an opening, *b*, arranged near one corner of the board, and provided with a screw-sleeve, *c*, and a screw-plug, D, substantially as shown and described.

DAVID T. FULLER.

Witnesses:

JNO. J. BONNER,

CHAS. J. BUCHHEIT.