

L. D. WEST.
Barrel-Stand.

No. 217,563.

Patented July 15, 1879.

Fig-1.

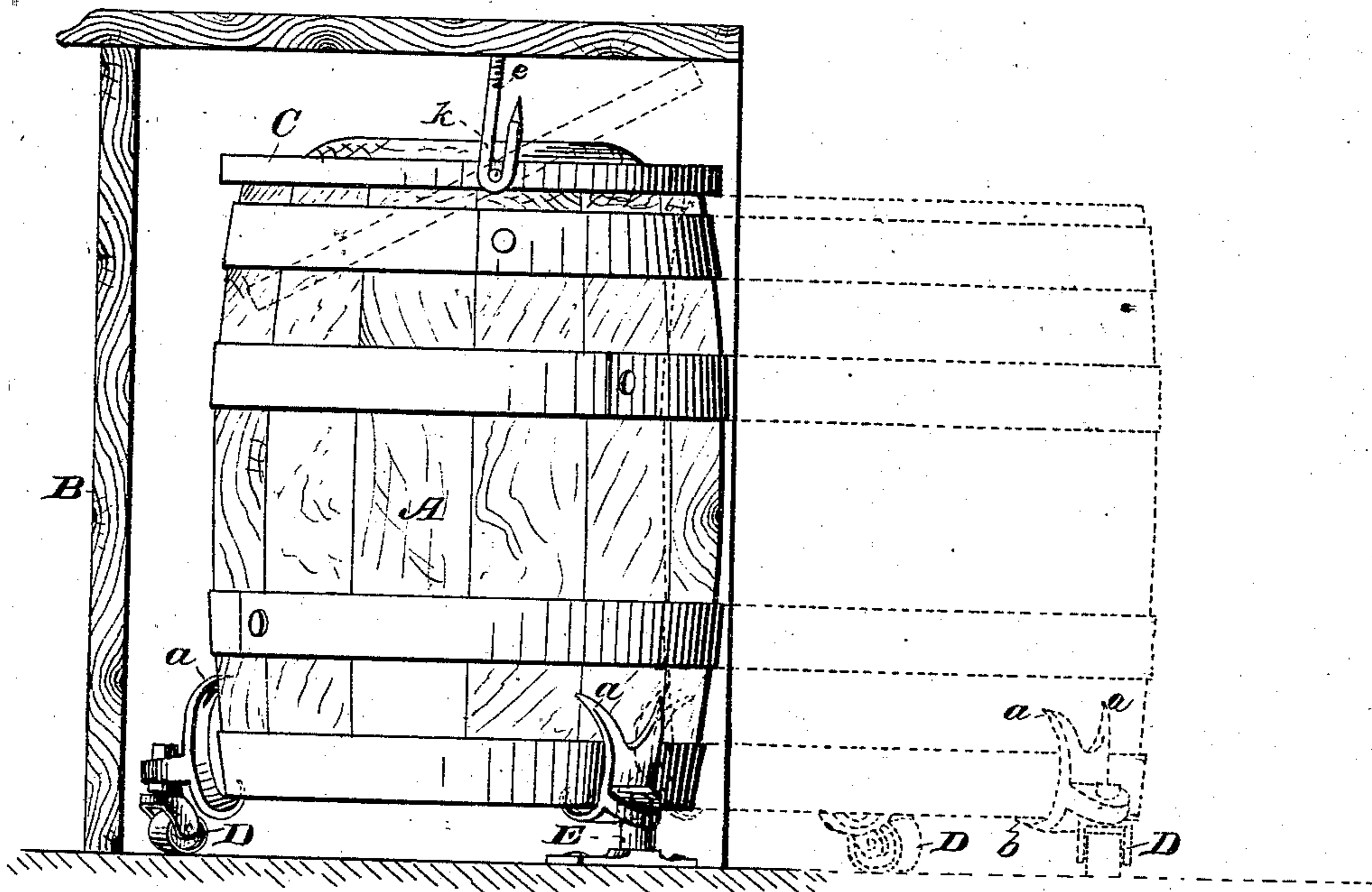


Fig-2.

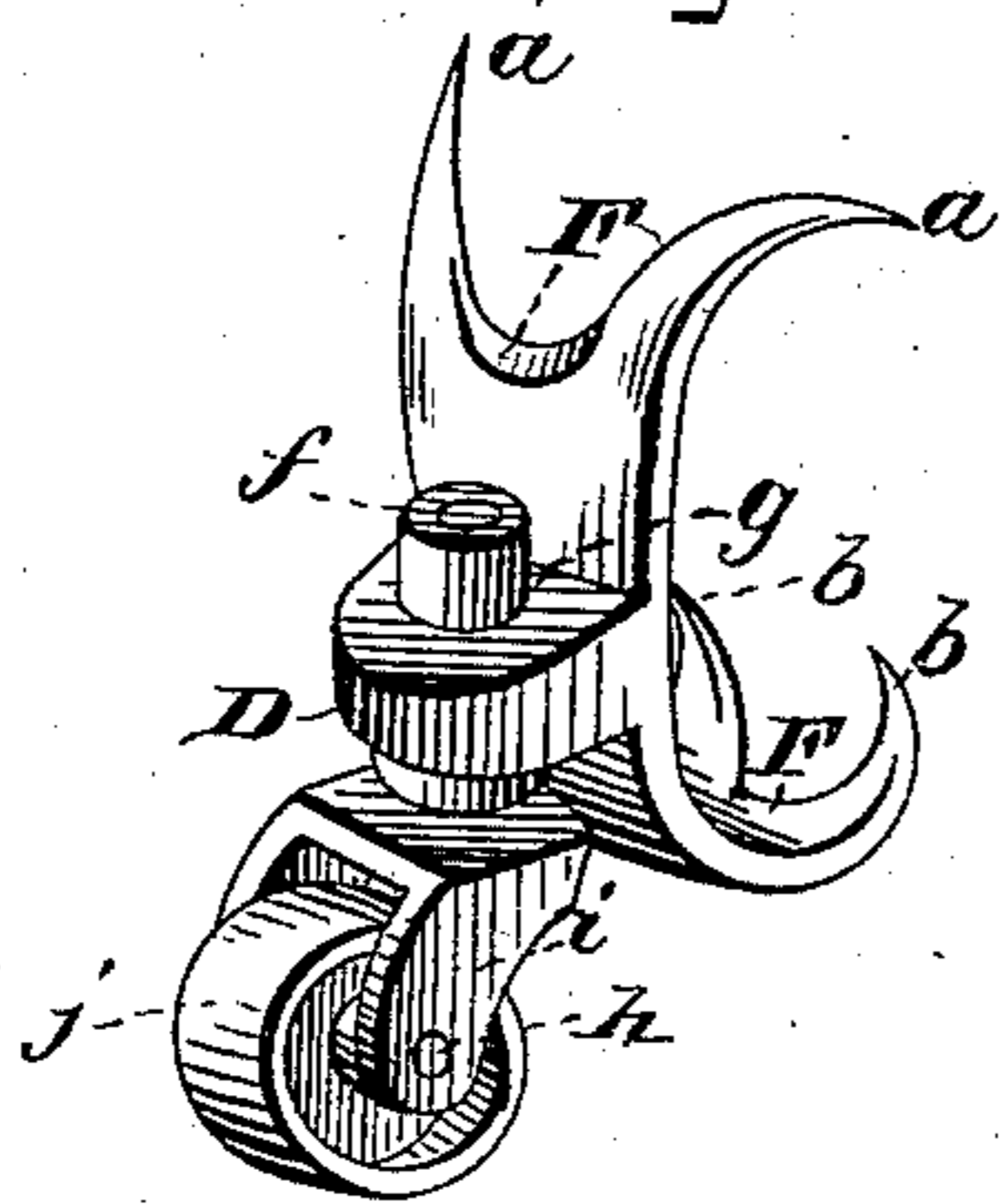
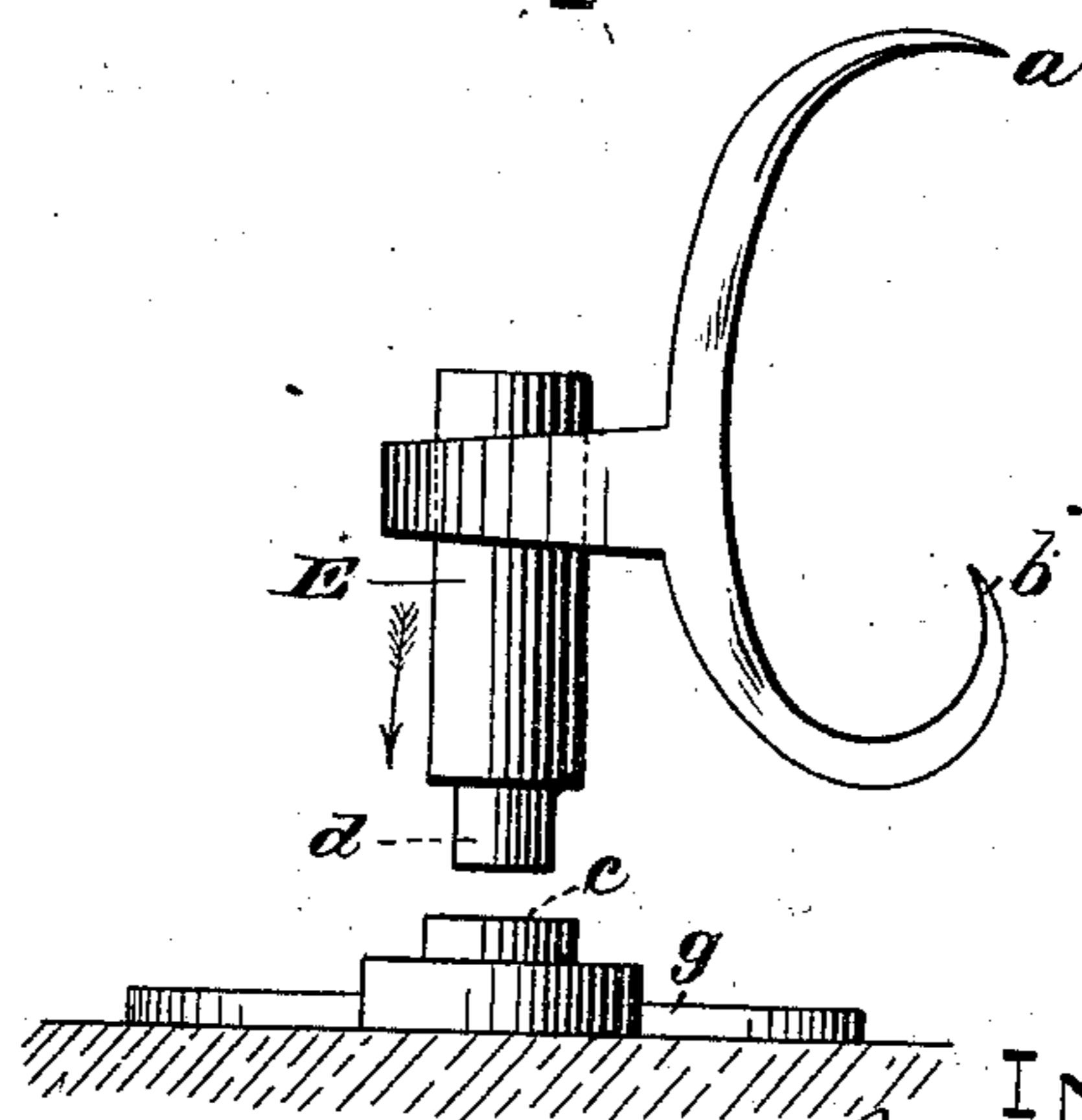


Fig-3.



WITNESSES:

Jas. C. Hutchinson.
 D. P. Cowl

INVENTOR.

L. D. West

By J. B. Sawyer Attorney

UNITED STATES PATENT OFFICE.

LEONIDAS D. WEST, OF WEST VALLEY, NEW YORK.

IMPROVEMENT IN BARREL-STANDS.

Specification forming part of Letters Patent No. **217,563**, dated July 15, 1879; application filed June 4, 1879.

To all whom it may concern:

Be it known that I, LEONIDAS D. WEST, of West Valley, in the county of Cattaraugus and State of New York, have invented certain new and useful Improvements in Adjustable Casters and Covers for Handling and Using Barrels and Boxes; and I do hereby declare the following to be a full, clear, and exact description of the invention, such as will enable others skilled in the art to which it appertains to make and use the same, reference being had to the accompanying drawings, and to letters of reference marked thereon, which form a part of this specification.

The object of my invention is to easily move barrels or boxes from one part of a room to another and facilitate the drawing out and putting back of barrels or boxes which are kept under shelves or counters, and also to provide self-adjusting covers for the same when desired.

This object I accomplish by the use of adjustable casters, which can be instantly attached to or removed from the barrels or boxes whenever they become empty and it is desired to replace them by others.

Figure 1 shows a vertical section of a common counter, B, with a barrel, A, resting on casters D and swivel-post E, having the adjustable cover C, and also represents, in dotted lines, the position of the barrel when turned around or drawn out from under the counter. Fig. 2 shows the self-adjusting and self-fastening casters D, having the upper clips, *a a*, and the lower clips, *b b*, and the common caster-wheel and shank. Fig. 3 shows the upper clips, *a a*, and the lower clips, *b b*, rigidly fixed to a post, E, having a pivot, *d*, which turns in a socket, *e*, of fixed plate *g*.

The caster is made self-fastening by means of the peculiar formation of the clips or claws *a a* and *b b*, which, being crooked, adapt it to fasten by the weight of the barrel or box to any barrel or box, whether it have flat or half-round hoops, thick or thin chines, or to any flat bottom.

It will be noticed, also, that at the points F, Fig. 2, the clip divides, forming the clips *a a* and *b b*, thereby giving them a firmer gripe on the barrel or box, and also adapting them

to fasten to either large or small barrels or boxes.

The shank *f*, Fig. 2, is so arranged as to revolve in the socket *g*, and thereby prevent binding in any position in which it may be moved.

The pivot *h*, Fig. 2, is fixed in the wheel, and revolves in the part *i*, which guards against any chucking as it becomes worn by use, as the pivot will press up into the hole in *i* as fast as it wears.

It will be noticed that the clips *a a* and *b b* are so crooked that the more weight there is in the barrel or box the more firmly they are attached to it, and any liability of the casters being loosened or twisted off in moving a barrel or box over uneven floors prevented.

The rigid attachment of the clips to the post E, Fig. 3, provided with a pivot, *d*, and a shoulder, allows it to revolve in the socket *e*, making it, with the exception of revolving, stationary at that point, when they are used on barrels or boxes under shelves or counters, so that the barrel or box, when drawn out for use and pushed back again, will return to its exact place under the cover C, Fig. 1.

The cover C is hung by means of pivots *k*, which are driven into the edge of the barrel-cover a little ahead of the center, so that the cover is suspended over the barrel by means of the ends of these pivots, Fig. 1, resting on the hooks *e*, so that when the barrel is withdrawn from under the cover the cover tips up in front, on account of being hung by the pivots ahead of the center, and the barrel, when returned to its place, strikes the back side of the cover and tips it back upon the barrel or box, thereby making it a self-acting cover.

The hooks are made adjustable by means of screw ends, as seen in Fig. 1.

In moving a barrel across a floor it will require only three casters to balance the barrel, and after it is at the place where it is to be put under a shelf or counter the clip, with the post E, as in Fig. 3, is to be attached, in place of a caster, for the purpose of adapting it to the use of the cover C, Fig. 1, as heretofore described.

From the foregoing explanations the mutual dependence of cover and casters for their perfect working will be fully understood.

What I claim, and desire to secure by Letters Patent, is—

1. The caster D, consisting of the clips *a a* and *b b*, the adjustable pivot *f*, socket *g*, the pin *h*, support *i*, and wheel *j*, substantially as and for the purposes described.

2. The cover having pivots *k* on one side of its diameter, and hooks *e*, adjustably attached to a suitable support, in combination with a

barrel eccentrically supported on a pivot and a caster, substantially as set forth.

In testimony that I claim the foregoing I have hereunto set my hand and seal this 31st day of May, 1879.

LEONIDAS D. WEST. [L. s.]

Witnesses:

WILLIAM C. KRUSE,
HUDSON WAIT.