

P. N. HORSLEY.
Blind-Slat Retainer.

No. 217,464.

Patented July 15, 1879.

Fig. 1.

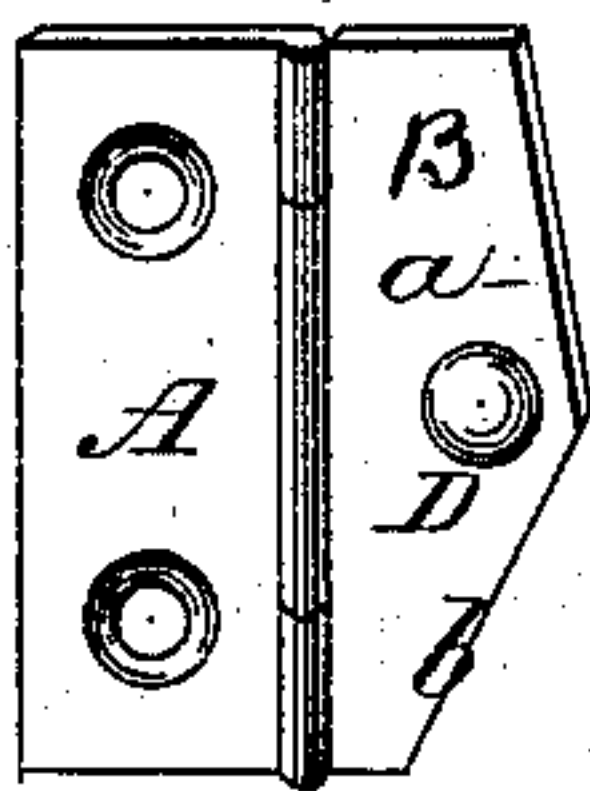


Fig. 2.


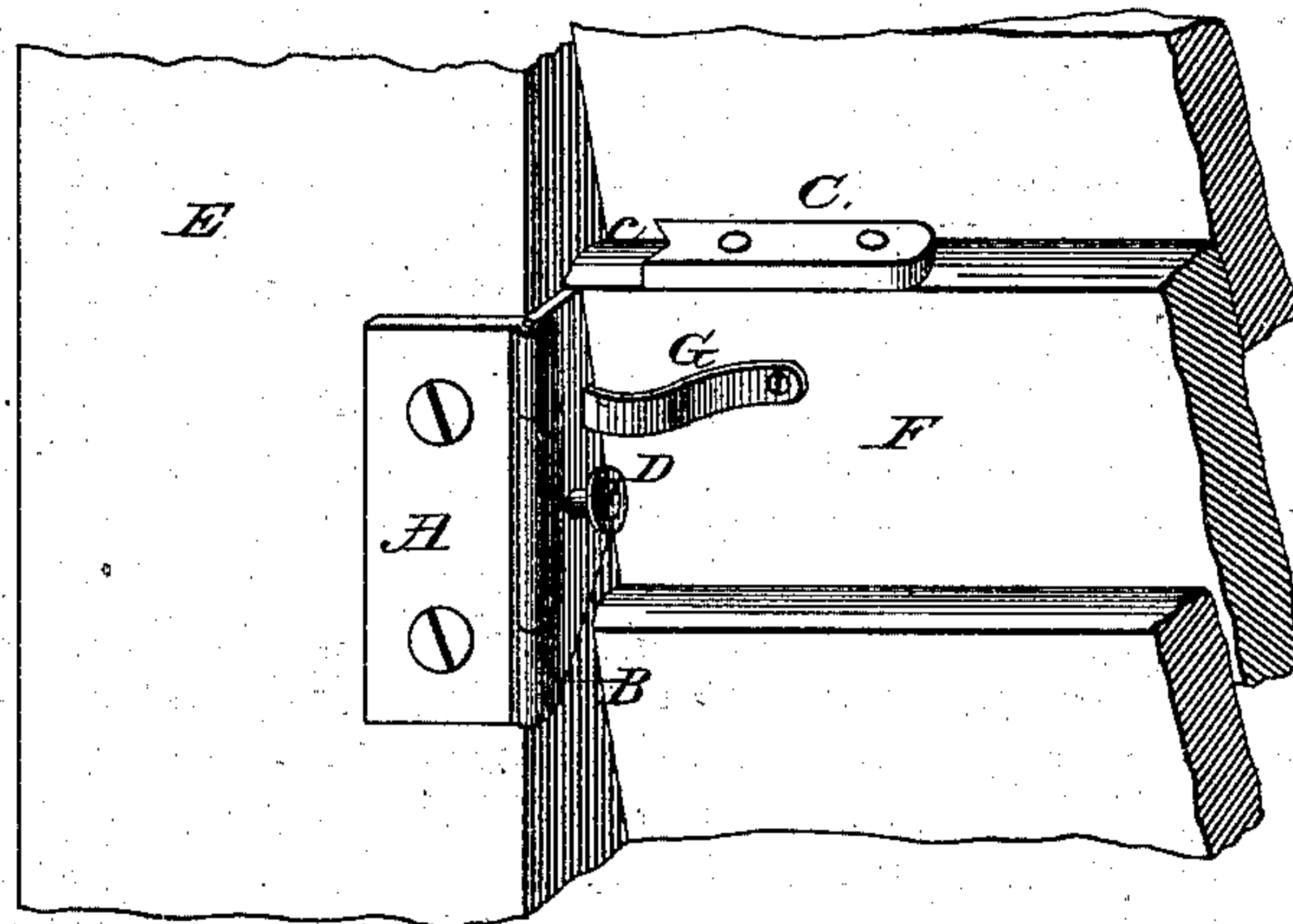


Fig. 4.



Fig. 3.



Witnesses:

Paul Hille
Mrs Johnson

Inventor:

Peter N Horsley

UNITED STATES PATENT OFFICE.

PETER N. HORSLEY, OF JERSEY CITY, NEW JERSEY.

IMPROVEMENT IN BLIND-SLAT RETAINERS.

Specification forming part of Letters Patent No. **217,464**, dated July 15, 1879; application filed November 11, 1878.

To all whom it may concern:

Be it known that I, PETER N. HORSLEY, of Jersey City, in the county of Hudson and State of New Jersey, have invented a new and useful Improvement in Window-Blind-Slat Fasteners, and that the following is a full, clear, and exact description thereof.

My invention relates to a device for holding window-blind slats either firmly closed, to prevent the wind blowing them about and causing an unpleasant rattling, or while partially open to prevent the insertion of a hand from the outside for the purpose of unfastening the blind-fastening, &c. For this purpose various devices have been employed, all different in their construction and operation from mine.

The invention consists of two plates of metal (or other equivalent) so hinged together, beveled, and fastened on the corner edge of a blind-frame as to allow the pointed edge to enter into a notched metallic plate fastened on the edge of one of the slats, which pointed edge being so placed therein holds the slats at right angles, and when raised from that position and placed in other positions, as the turning up or down of the slats may require, holds them firmly in such position and immovable (when turned down) from the outside, thereby preventing them from being opened from the outside, all as hereinafter is more fully described and claimed.

The accompanying drawings illustrate the manner of carrying out my invention.

Figure 1 shows two hinged plates, A and B,

the former of which is attached to the frame. The other is beveled on its edges, as shown by letters *a* and *b*; letter D being a knob placed on plate B, to move and alter its position after plate A has been attached to the side of the blind-frame, (represented in Fig. 3 by letter E.)

Fig. 2 represents a metallic plate, C, which is to be fastened on the edge of one of the slats, as is shown in Fig. 3, having one end notched, as shown at *c*, to allow the pointed edge of plate B to drop into it when it is desirable to have the slats held at right angles.

Fig. 4 represents a small flat spring, G, with one end turned down, which is fastened on the side of the slat F with a pin or screw. Said spring is intended to hold plate B securely against the edge of the blind-frame, thereby making the fastener even more secure from the ingress of a hand or instrument to effect an entrance when the slats are turned down.

Having thus fully described my said invention, what I claim as new, and desire to secure by Letters Patent, is—

In a window-blind-slat retainer, the combination of the hinged plates A B, the former being attached to the frame, and the latter provided with beveled edges *a b* and knob D, with the plate C, having notch *c*, and the spring G, substantially as and for the purpose set forth.

PETER N. HORSLEY.

Witnesses:

J. V. HORSLEY,

K. G. KLINDWORTH.