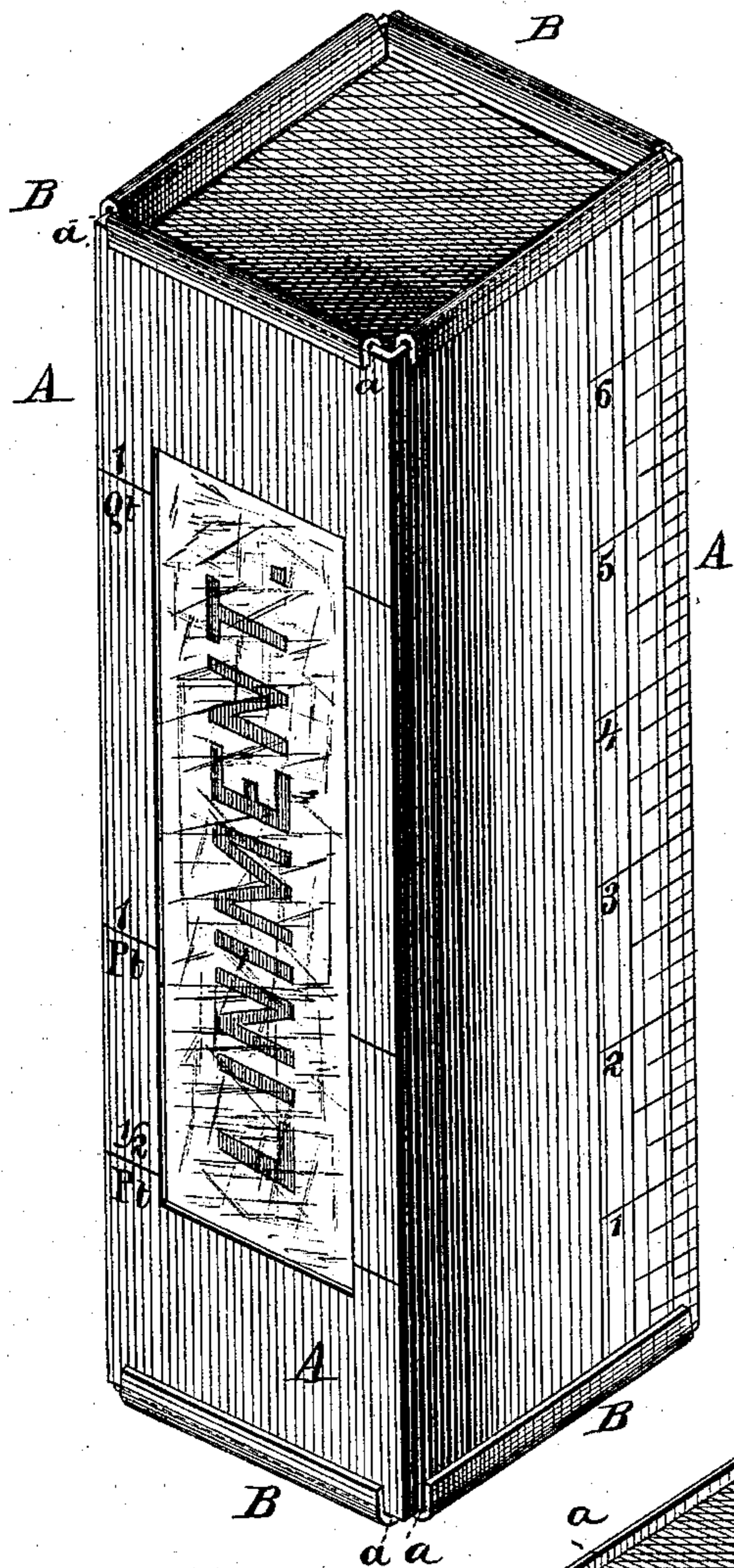


T. D. OSBORNE & F. E. HEINIG.  
Paper-Box.

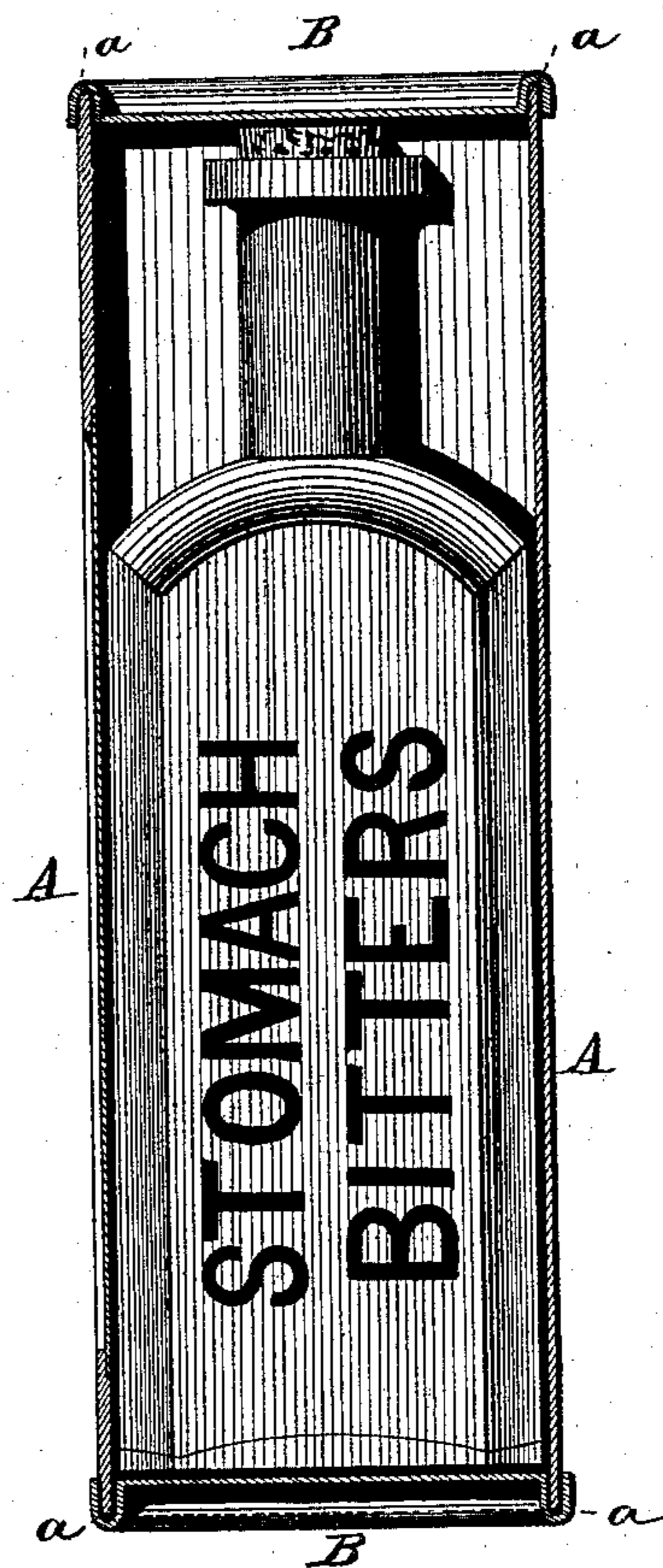
No. 217,190.

Patented July 1, 1879.

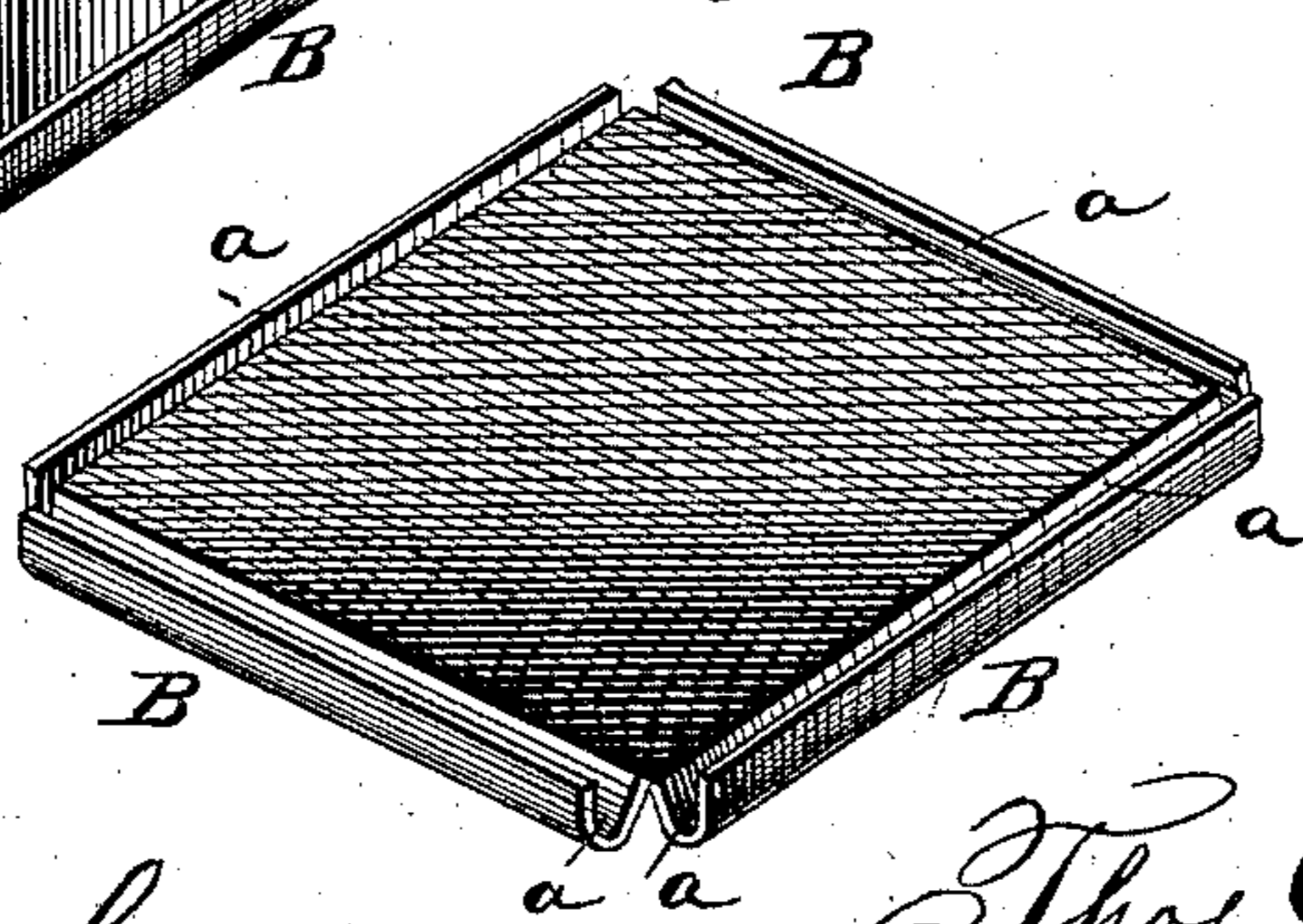
*Fig. 1.*



*Fig. 2.*



*Fig. 3.*



Witnesses:

*P. Q. Dietrich.*  
*Saml. H. Duff.*

Inventors:

*Thos. D. Osborne*  
*Fred. E. Heinig.*

Per *C. A. Watson & Co.* Attorneys.

# UNITED STATES PATENT OFFICE

THOMAS D. OSBORNE AND FREDERICK E. HEINIG, OF LOUISVILLE, KY.

## IMPROVEMENT IN PAPER BOXES.

Specification forming part of Letters Patent No. **217,190**, dated July 1, 1879; application filed December 21, 1878.

*To all whom it may concern:*

Be it known that we, THOMAS D. OSBORNE and FREDERICK E. HEINIG, of Louisville, in the county of Jefferson and State of Kentucky, have invented certain new and useful Improvements in Boxes; and we do hereby declare that the following is a full, clear, and exact description of the invention, which will enable others skilled in the art to which it appertains to make and use the same, reference being had to the accompanying drawings, and to the letters of reference marked thereon, which form a part of this specification.

This invention relates to an improvement in boxes, having for its object to provide a closed package suitable for inclosing bottles, &c.; and it consists in making the body of the box of paper, cloth, or any suitable fibrous material, with the ends, or top and bottom, of metal, substantially in the manner hereinafter more fully set forth.

In the annexed drawings, Figure 1 is a perspective view. Fig. 2 is a central vertical section of the same, and Fig. 3 is a perspective view of one of the metal tops.

A represents the sides of the box, which may be made of paper, cloth, or any suitable fibrous substance. B represents the top and bottom of the box, made of metal.

The edges of the top and bottom B are cut and turned upward, outward, and downward, to form a groove, *a*, to receive the edges of the top and bottom of the sides of the box. When said edges are inserted into the grooves *a*, they are pressed down tight upon the said edges, thereby closing the box and almost effectually sealing the same. By this arrangement it will be seen that a device is produced that will be very effective to prevent the breaking of bottles, &c., that are now packed in paper or other boxes, as in this device.

The ends being of metal, and the sides of a springy substance, the bottle (or contents) is not liable to breakage by a fall, as there will be sufficient spring in the box to break the force of the fall, and at the same time the metal heads or ends retain the body of the box in proper shape.

This metal-end sealed box or package is designed not only to protect bottles or other fragile articles from breaking, but is designed to secure any merchandise from being tampered with or soiled, it being impossible to open said sealed box without leaving marks showing the opening of said package. This will readily be understood, as the box cannot be opened without either cutting the body or disengaging the metal edges of either head, which naturally will show itself on the metal.

When it is desired to see the contents of a sealed package without opening it, the sealed package is made with a piece of glass, mica, or any transparent substitute inserted in the side or end of sealed box.

On the metal end any trade-mark or advertising device may be stamped, and on the sides of sealed box any advertising or other matter may be printed.

This metal-end sealed box is designed not only as a protection to bottles or other fragile contents, but is intended to be used for advertising purposes; and to that end, to insure it from being torn and thrown away, red lines or other suitable marks may be printed on the sides showing half-pint, pint, or other measure, also marks showing measure in inches.

Having thus fully described the invention, what is claimed as new, and desired to be secured by Letters Patent, is—

As a new article of manufacture, a packing-box having its body made of paper or other suitable fibrous material, and the ends or heads of metal, with their edges bent to form grooves *a*, the said body having the opening to receive the piece of glass or mica, or other transparent material, and provided with a scale for measuring the contents, for the purpose shown and described.

In testimony that we claim the foregoing as our own we have hereto affixed our signatures in presence of two witnesses.

THOS. D. OSBORNE.

FREDERICK E. HEINIG.

Witnesses:

J. W. SEATON,

J. R. DROMGOOLE.