

O. WAKEFIELD.
Paper-Piler for Printing-Presses.

No. 217,177.

Patented July 1, 1879

Fig. 1.

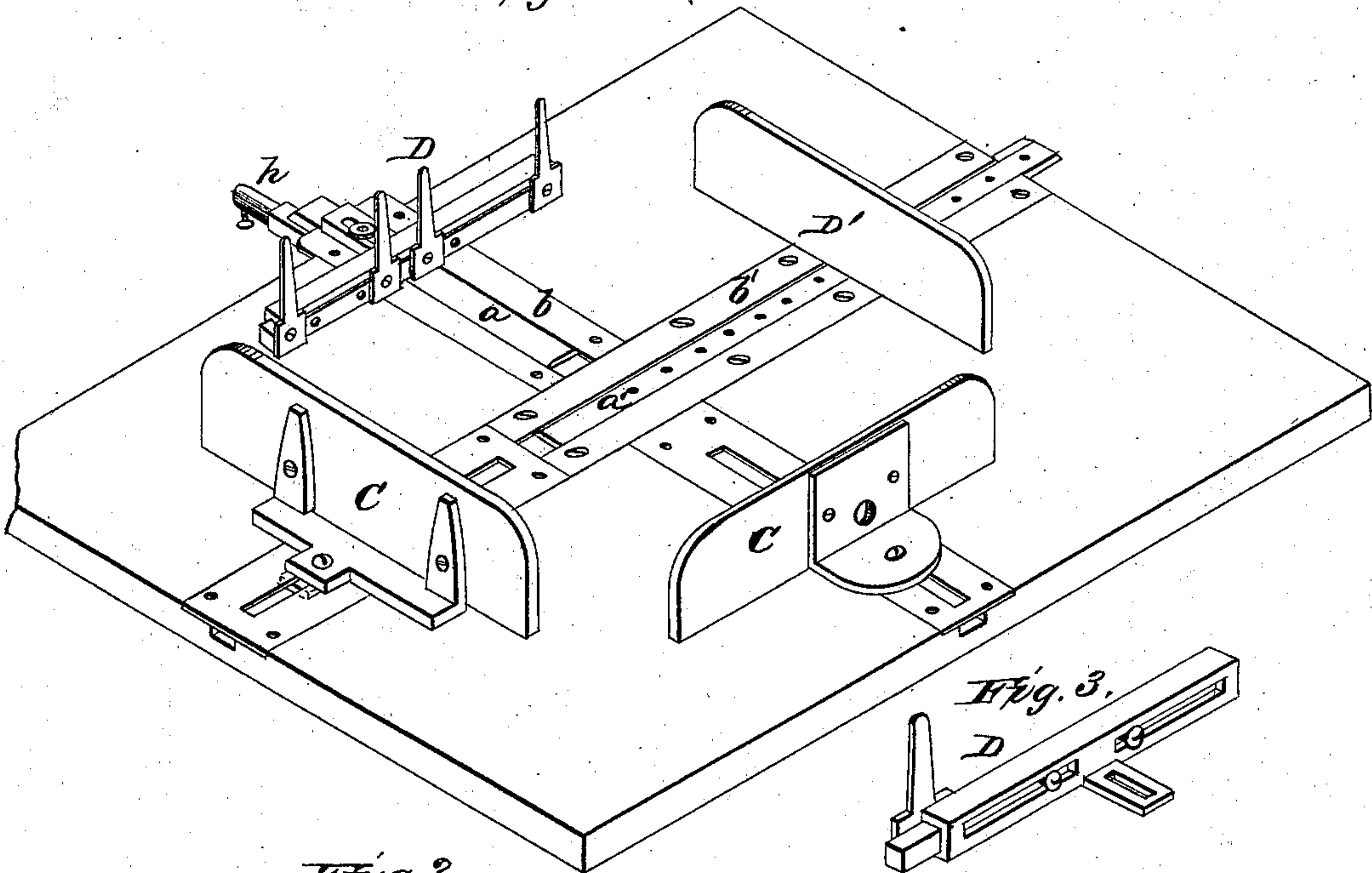


Fig. 2.

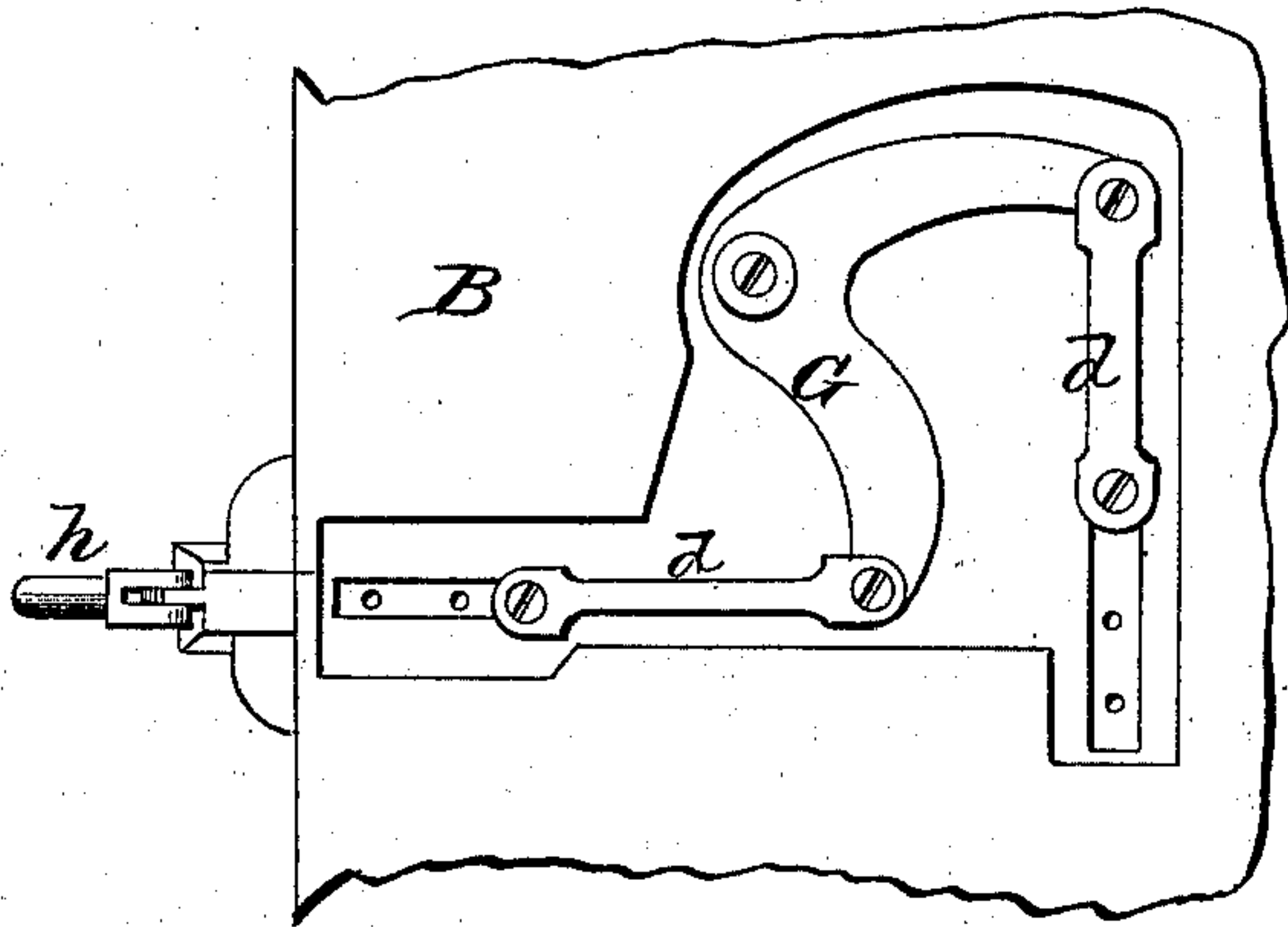
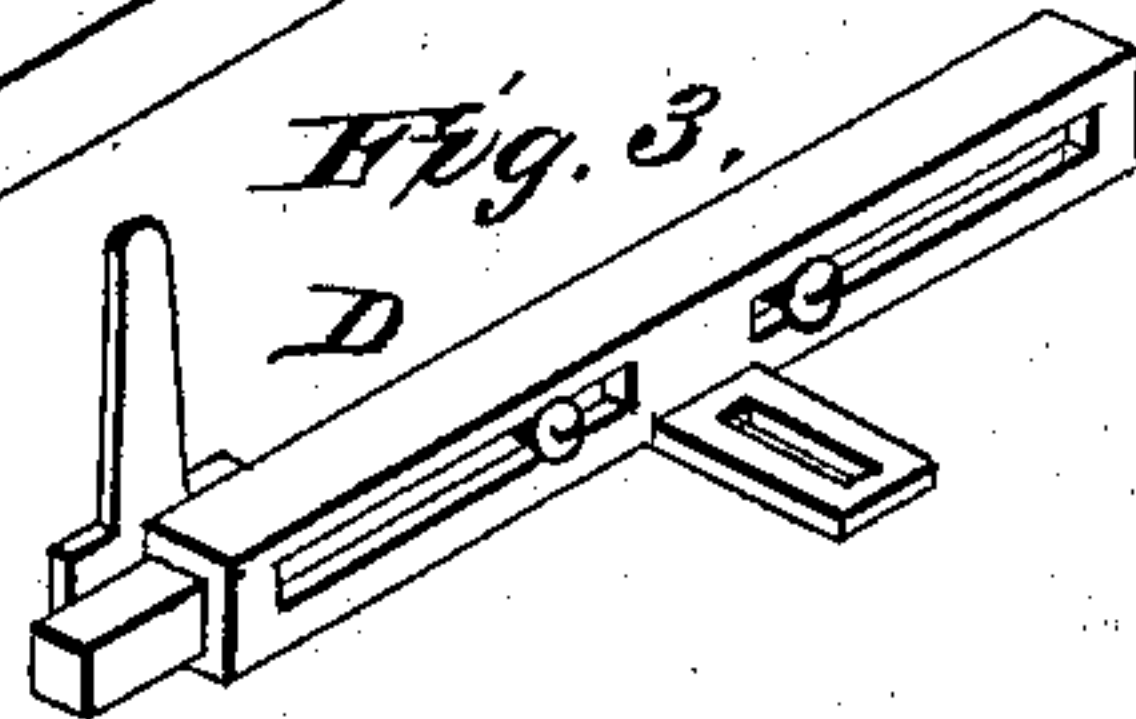


Fig. 3.



WITNESSES
Francis L. Curran
Hank Galt

INVENTOR
Oscar Wakefield
Hank Galt
ATTORNEY

UNITED STATES PATENT OFFICE.

OSCAR WAKEFIELD, OF BLOOMINGTON, ILLINOIS, ASSIGNOR TO ORIN WATERS, OF SAME PLACE.

IMPROVEMENT IN PAPER-PILERS FOR PRINTING-PRESSES.

Specification forming part of Letters Patent No. **217,177**, dated July 1, 1879; application filed March 12, 1878.

To all whom it may concern:

Be it known that I, OSCAR WAKEFIELD, of Bloomington, in the county of McLean and State of Illinois, have invented certain new and useful Improvements in Paper-Pilers for Printing-Presses; and I do hereby declare that the following is a full, clear, and exact description of the invention, which will enable others skilled in the art to which it appertains to make and use the same, reference being had to the accompanying drawings, and to the letters of reference marked thereon, which form a part of this specification.

The nature of my invention consists in an attachment to the fly-shaft or fly-head forming part of the fly-shaft of any printing-press or other machine, where the same may be applied for piling paper straight and even after the fly has carried it over the table, as will be hereinafter more fully set forth.

In order to enable others skilled in the art to which my invention appertains to make and use the same, I will now proceed to describe its construction and operation, referring to the annexed drawings, in which—

Figure 1 is a perspective view of my invention. Figs. 2 and 3 are detailed views of parts thereof.

B represents the table on which the paper from a printing-press or similar machine is deposited. This table is provided on two sides with adjustable guides C C, against which the paper is to be piled by means of the eveners D D'. These eveners are adjustably secured to two rods, *a a'*, which are placed at right angles to each other in suitable guides *b b'*, either on top of or in the table, in such a manner that the eveners will move on top of the table.

The inner ends of the rods *a a'* are, by links *d d*, connected with the ends of a bell-crank lever, G, which is pivoted, as shown, to the table. The other end of the rod *a* is, by a jointed rod, *h*, connected with the fly-shaft of

the printing-press or similar machine, in such a manner that the running of the fly will move the rod *a* backward and forward in its guides, and, by the connection through the bell-lever G, simultaneously therewith move the other rod, *a'*. The eveners D D' are thus moved simultaneously inward and outward to pile the paper.

The guides C C and the side eveners, D, may be made solid; but the eveners next to the fly is made somewhat in the form of a rake with upwardly-projecting teeth, so that the arms or fingers of the fly can pass down between them.

I am aware that a receiving-table for printing-presses has been provided with reciprocating guides operated by a system of toggle-joints and springs; but I am not aware that any positive mechanism such as I have shown and described has ever before been known or used.

With my invention I only use a single bell-crank lever and two connecting-links, dispensing with the use of springs and toggle-joints.

Having thus fully described my invention, what I claim as new, and desire to secure by Letters Patent, is—

The eveners D D', placed at right angles to one another and adjustably attached to the rods *a a'*, the bell-crank lever G, the connecting-links *d d*, and the joint *h*, connecting one of the rods with the fly-shaft of a printing-press or similar machine, in combination with the two adjustable guides C C, also placed at right angles to each other, and all arranged in connection with the table B, substantially as and for the purposes herein set forth.

In testimony that I claim the foregoing as my own I affix my signature in presence of two witnesses.

OSCAR WAKEFIELD.

Witnesses:

WISTAR KIME,

JNO. N. LARRIMORE.