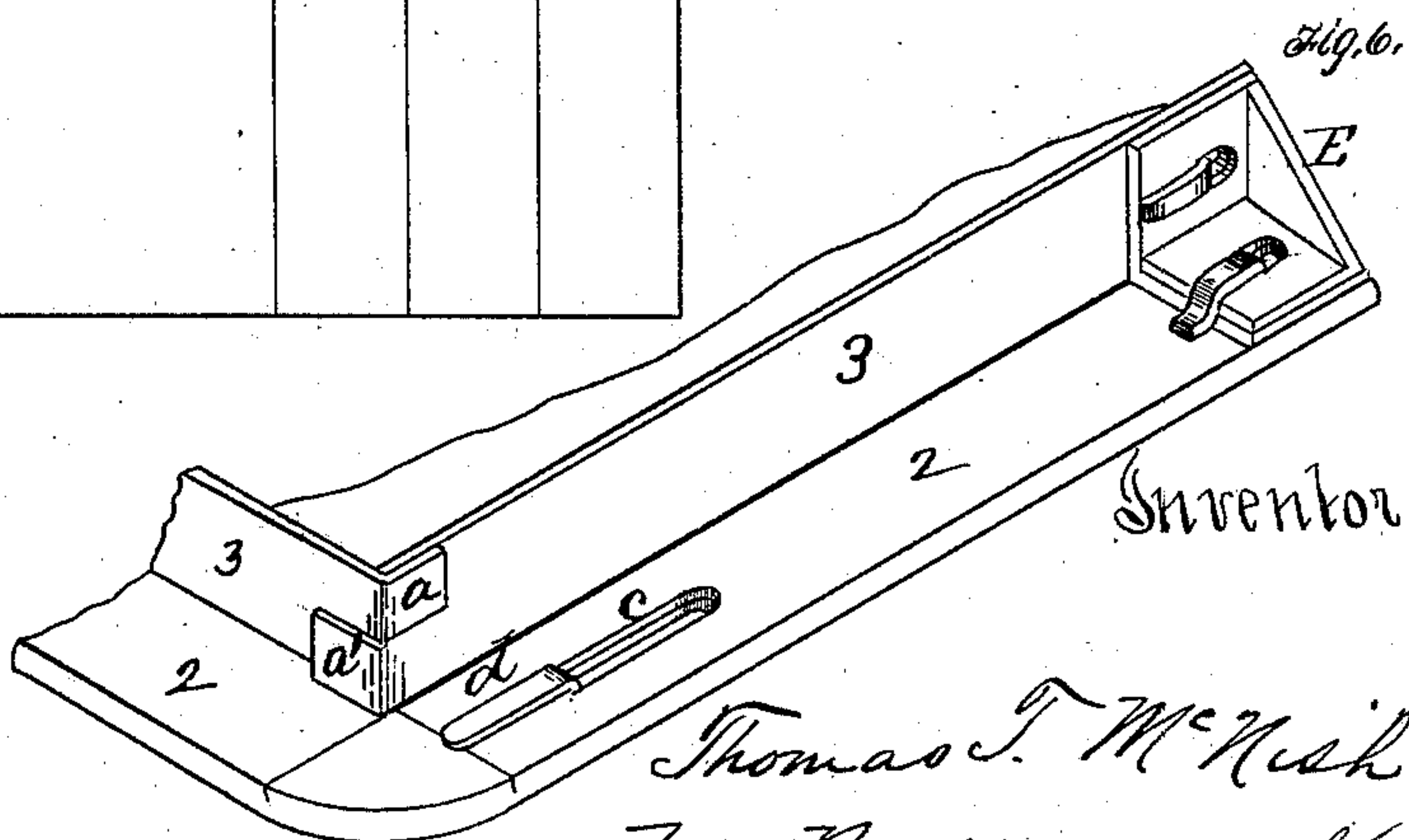
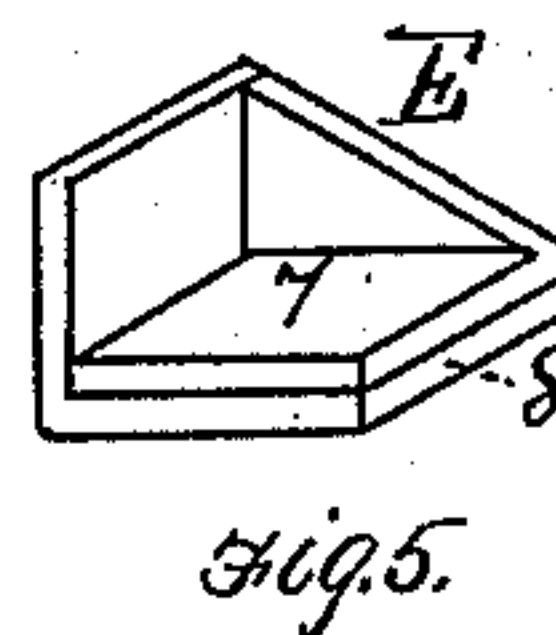
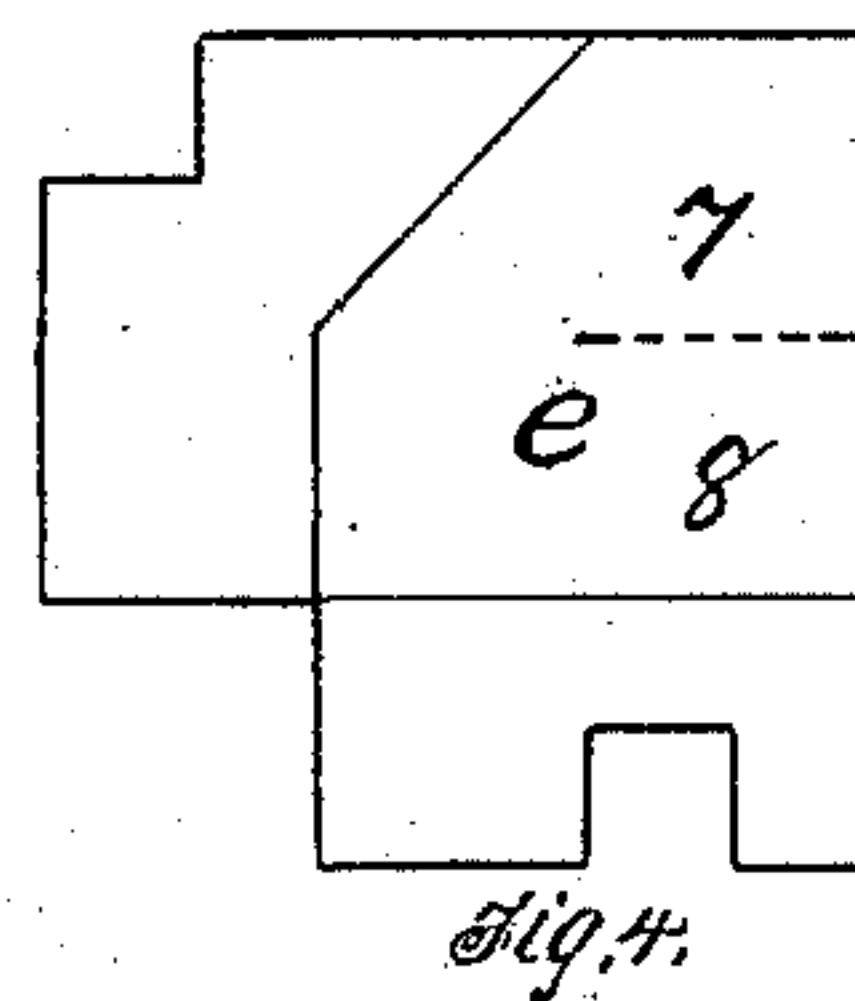
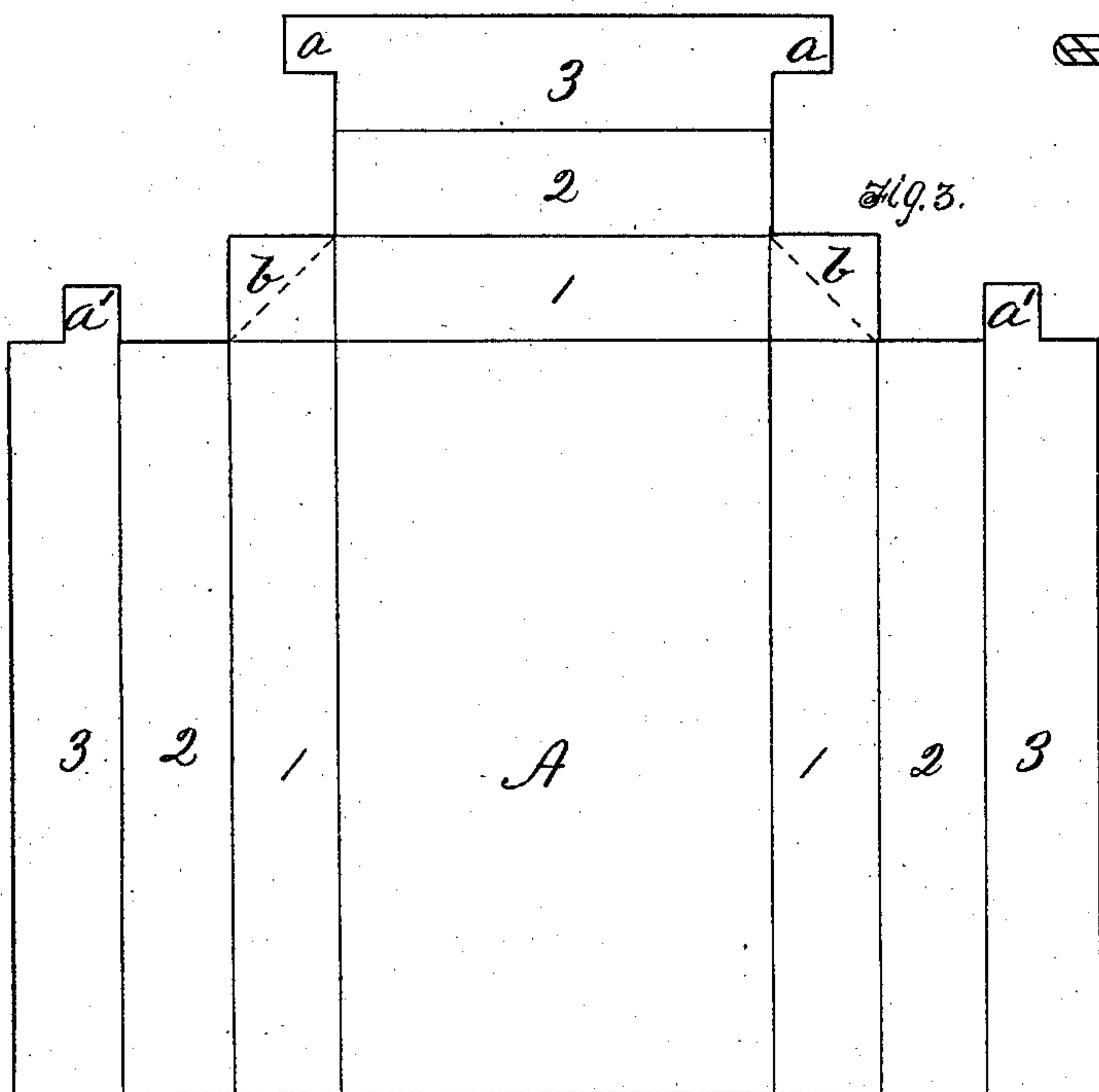

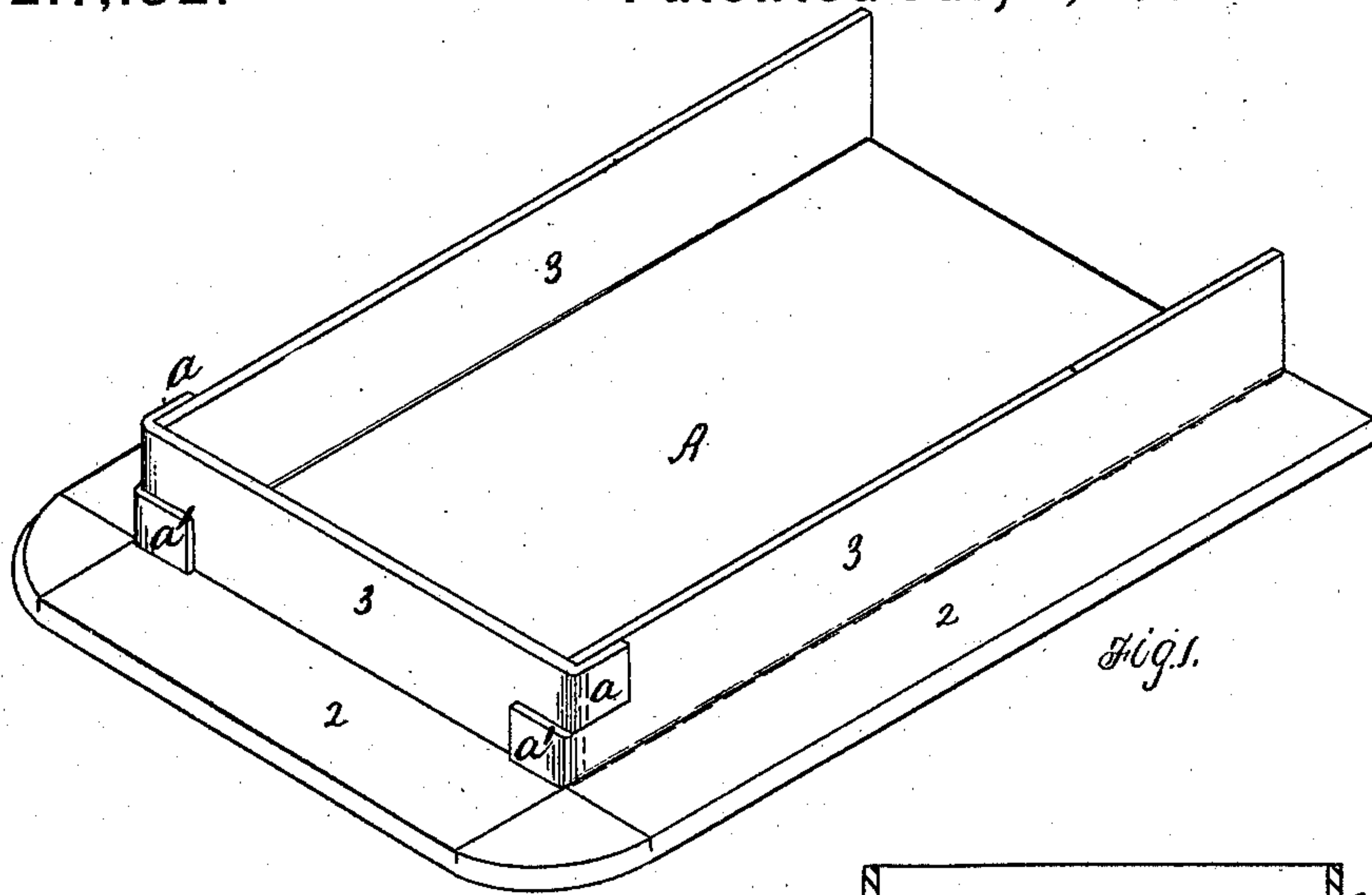


T. T. McNISH.
Printer's Galley.

No. 217,132.

Patented July 1, 1879.



Witnesses.

R. C. Wenshale
J. K. Smith

Inventor

Thomas T. McNish
by Bakewell & Kerr
attys

UNITED STATES PATENT OFFICE.

THOMAS T. McNISH, OF ALLEGHENY, PENNSYLVANIA, ASSIGNOR TO
HIMSELF AND ALLAN C. KERR, OF SAME PLACE.

IMPROVEMENT IN PRINTERS' GALLEYS.

Specification forming part of Letters Patent No. **217,132**, dated July 1, 1879; application filed
May 22, 1879.

To all whom it may concern:

Be it known that I, THOMAS T. McNISH, of Allegheny, in the county of Allegheny and State of Pennsylvania, have invented a new and useful Improvement in Printers' Galleys; and I do hereby declare the following to be a full, clear, and exact description thereof, reference being had to the accompanying drawings, forming part of this specification, in which—

Figure 1 is a perspective of a printer's galley embodying my invention. Fig. 2 is a transverse section of the same. Fig. 3 is a view of one of the preferred forms of blank for forming the galley. Fig. 4 is a view of the scrap, showing how the same may be utilized. Fig. 5 shows a brace formed from the scrap. Fig. 6 is a detail view, showing how the flange may be fastened, if desired.

Like letters refer to like parts wherever they occur.

My invention relates to the construction of printers' galleys; and consists in a printer's galley formed from a single blank by folding the same so that a double thickness of metal will be laid in the flange, said thicknesses of metal being parallel and in contact, thus stiffening and bracing the side and end walls, avoiding the necessity of riveting, soldering, or bracing to secure the parts, and enabling comparatively light sheet metal to be used in the construction of galleys.

Printers' galleys have heretofore been constructed in several ways—viz., entirely of wood, of wood lined with light sheet metal, and entirely of metal, the metal commonly employed being brass. The objection to the all-wood galley has been that from frequent wetting it soon became warped and useless. The main objection to the metal-lined wooden galley has been substantially the same as to the all-wood galley—namely, the loss of shape by the warping of the wood; and the additional objection of the loosening of the lining, owing to the lye and water used for cleansing the type eating in around rivets or fastenings, has also existed. The objection to the all-brass galley, as usually constructed, has been principally its weight and cost, the sides and end

being formed of brass bars either square or angular in shape.

In former patents granted to me I have, in a great measure, avoided the objections above specified, and produced light, strong, and true metallic galleys, using therefor a single blank of suitable sheet metal, such as brass or steel, in one case folding the blank so that the side and end walls consisted of two vertical parallel thicknesses, thus gaining strength, lightness, and cheapness; but in such cases soldering, brazing, or equivalent fastenings were employed to prevent the springing of the parts, and braces were desirable to stiffen the side flanges and the side walls, while in a second instance, owing to the peculiar lap-joint formed between the end and side walls, the walls were perfectly sustained, though the flanges were dispensed with.

The object of the present invention is to simplify the construction, retain the flange, and, by folding the blank so as to double the metal in the flange, cause the same to stiffen and brace the sides and end walls, so that soldering, riveting, brazing, or like fastenings may be dispensed with, if desired.

I will now proceed to describe my invention, so that others skilled in the art to which it appertains may apply the same.

In making the galley the ordinary sheet-brass, sheet-steel, or other suitable sheet metal may be used, and from the same I cut or stamp a blank, A, two of the corners of which are cut away irregularly, so as to leave tongues or projections *a a'* near the outer edge of the blank, for the purpose of locking the side and end walls of the galley, and also so as to leave projecting portions of the sheet *b* to complete the flange of the galley when the blank is folded.

In the drawings, the full lines on the face of the blank, Fig. 3, indicate the lines of fold, and the spaces (for the purposes of this description) are marked 1 2 3. In folding the blank to form the side and end walls, the portions 2 are folded toward the center and down upon the portions marked 1, and the portions of the blank marked 3 are turned up at right angles to the blank to form the side and end

walls. These side and end walls are then locked or fastened at the corners by folding down the tongues *a a'*, those marked *a* of the end wall being flattened against the side walls, and those marked *a'* of the side walls being flattened against the end wall.

In order to render the upper surface of the flange of the galley uniform, the portion *b* may, if preferred, be folded on itself, as indicated in dotted line.

The above-described construction will give a strong, light, and inexpensive galley, the sides of which will be sufficiently stiff and will not be liable to be sprung, owing to the fact that the flange-fold 2 will be in the line of the applied force, and will brace the side and end walls at the bottom; but, however, if it is deemed desirable to fasten the flanges, it can readily be done by slotting the spaces 2 as at *c*, cutting lips or tongues *d* in spaces 1, or vice versa, and, when the fold is made, passing the lips *d* through the slot *c* and turning it down, as shown in Fig. 6.

If braces for the side walls are desired, the scrap (see Fig. 4) may be utilized for that pur-

pose by cutting or stamping therefrom a blank of the shape shown at *e*, slitting the same, as indicated by the dotted line, Fig. 4, and folding the portion 7 over the portion 8, the braces *E* thus formed being subsequently secured to the flange and side wall of the galley, as shown in Fig. 6.

As before specified, however, the manner of bracing and fastening, independently considered, form no part of the present invention, as they have been fully shown in a former patent.

Having thus set forth the nature, object, and advantages of my invention, what I claim, and desire to secure by Letters Patent, is—

A printer's galley the flange of which consists of two parallel thicknesses, folded in contact, of the sheet or blank which constitutes the bottom and walls of the galley, substantially as specified.

In testimony whereof I, the said THOMAS T. McNISH, have hereunto set my hand.

THOMAS T. McNISH.

Witnesses:

F. W. RITTER, Jr.,
R. H. WHITTLESEY.