

T. G. GLENNON.
Harness-Straps.

No. 216,845.

Patented June 24, 1879.

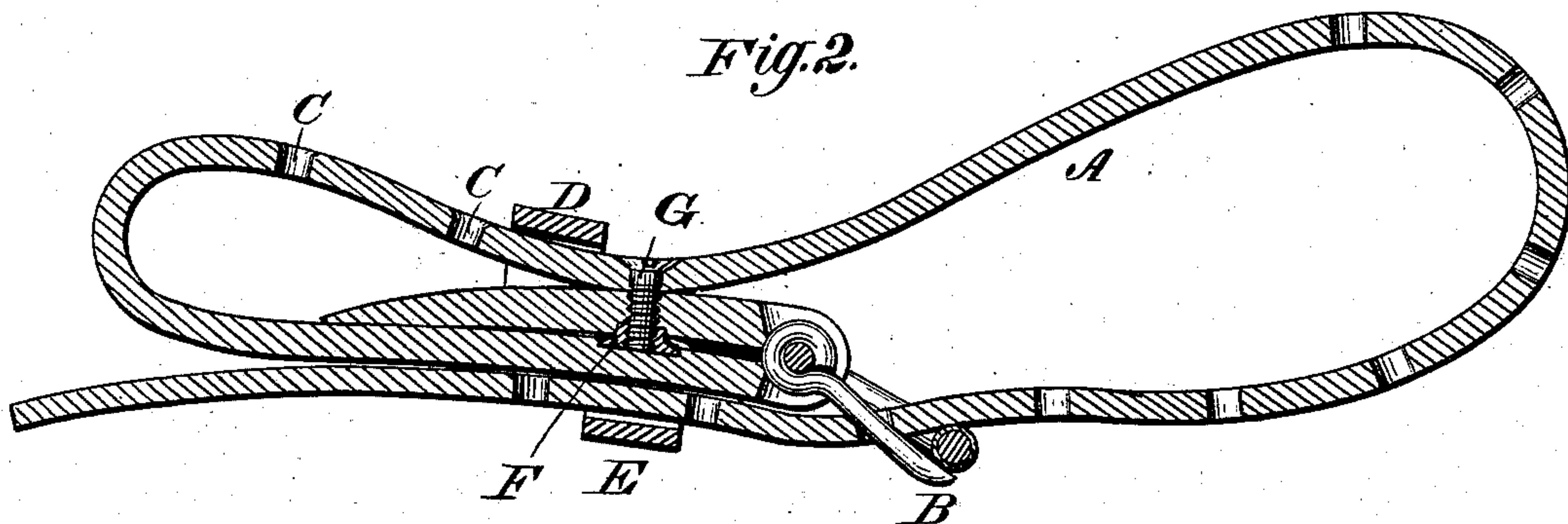
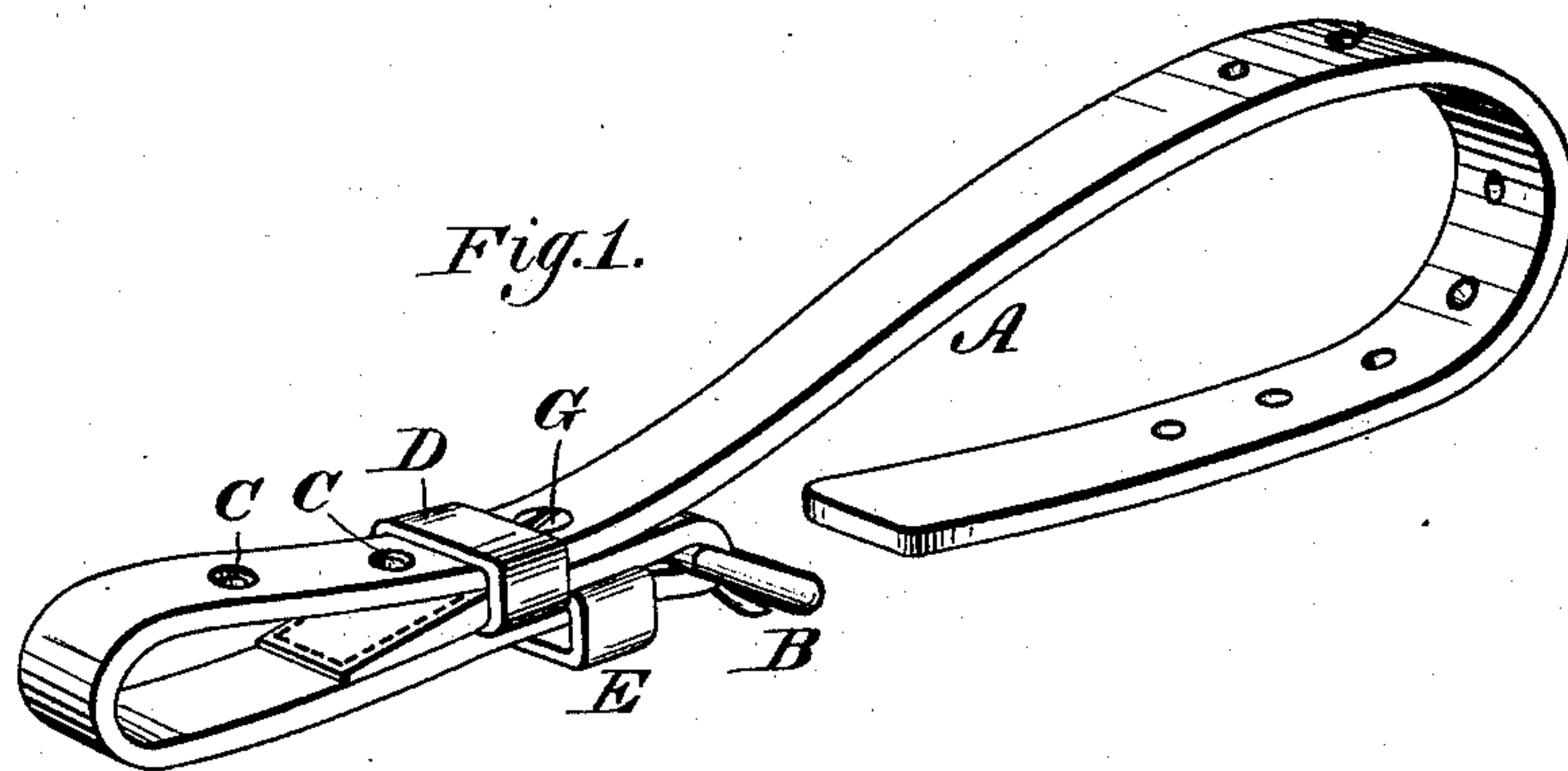
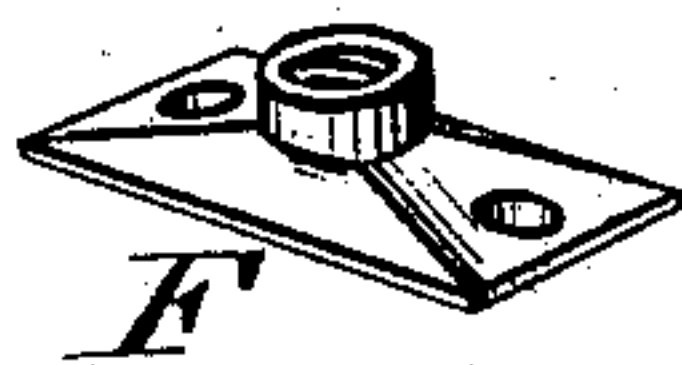


Fig. 3.



Witnesses:
Donn P. Twitchell.
D. P. Cowl

Inventor:
T. G. Glennon.
By his Attys.
Dodge & Son

UNITED STATES PATENT OFFICE.

THOMAS G. GLENNON, OF DELHI, NEW YORK, ASSIGNOR OF ONE-HALF HIS
RIGHT TO CHARLES A. FOOTE, OF SAME PLACE.

IMPROVEMENT IN HARNESS-STRAPS.

Specification forming part of Letters Patent No. **216,845**, dated June 24, 1879; application filed
April 22, 1879.

To all whom it may concern:

Be it known that I, THOMAS G. GLENNON, of Delhi, in the county of Delaware and State of New York, have invented certain Improvements in Harness-Straps, of which the following is a specification.

This invention relates to that class of straps provided with a buckle at one end which are used for hames, neck-yokes, &c.; and its object is to prevent the buckle from shifting its position when tightening the strap, and to permit of the strap being adjusted and fixed so as to receive the wear at different points, and thus prevent it from breaking or wearing through from constant wear at one point.

With this end in view the invention consists in providing the strap with a concealed nut, a series of holes, and a screw, which may be inserted through one or another of the holes into the nut.

Figure 1 is a perspective view of the improved strap; Fig. 2, a longitudinal central section of the same; Fig. 3, a perspective view of the nut.

A represents the strap, which is provided at one end with the buckle B, and at some distance from the buckle with a series of holes, C.

The drawings also represent a loop, D, on the inside of the strap, through which to return its own end after it has been passed through the hame or other device; but this loop may be used or not, as preferred. On the outside of the strap, behind the buckle, there is secured a loop, E, to receive and retain the end of the strap after it has been passed through the buckle.

F represents a metallic nut, seated and concealed between the body of the strap and the end which is folded down to secure the buckle directly behind or opposite the loop E. A

hole is made through the inside of the strap, and a screw, G, inserted through the same and through one of the holes C into the nut, as shown, so as to hold the end of the strap, which is previously doubled or looped, in shape, as shown.

The strap will first be passed through the hame or other device, and then doubled down upon itself against the inside, after which the screw is inserted, as shown. When thus inserted, the screw prevents the strap from sliding or shifting through the hame or other bearing, and thus prevents the buckle from giving and shifting sidewise when the strap is strained to buckle it.

By changing the screw from one of the holes C to another, the points of bearing of the strap may be changed, and thus the usefulness of the strap is greatly prolonged.

In the drawings the nut is reduced in thickness toward the edges, and secured in place by sewing it fast, the same stitching serving to hold the loop, the buckle, and the nut; but the nut may be otherwise secured, if preferred.

In addition to their other functions, the nut and screw serve to relieve the stitching which holds the buckle and retain the end of the strap, so that under no circumstances can the buckle escape unless the strap itself is broken.

Having described my invention, what I claim is—

The strap having one end provided with a buckle, B, and series of holes C, and having said end doubled upon itself, in combination with the bolt G and nut F, applied as shown, whereby the points of wear may be changed and fixed at will.

THOMAS G. GLENNON.

Witnesses:

G. E. MARVINE,
CHAS. E. HITT.