

L. F. WARD.
Wardrobe-Hook.

No. 216,477.

Patented June 10, 1879.

Fig. 1.

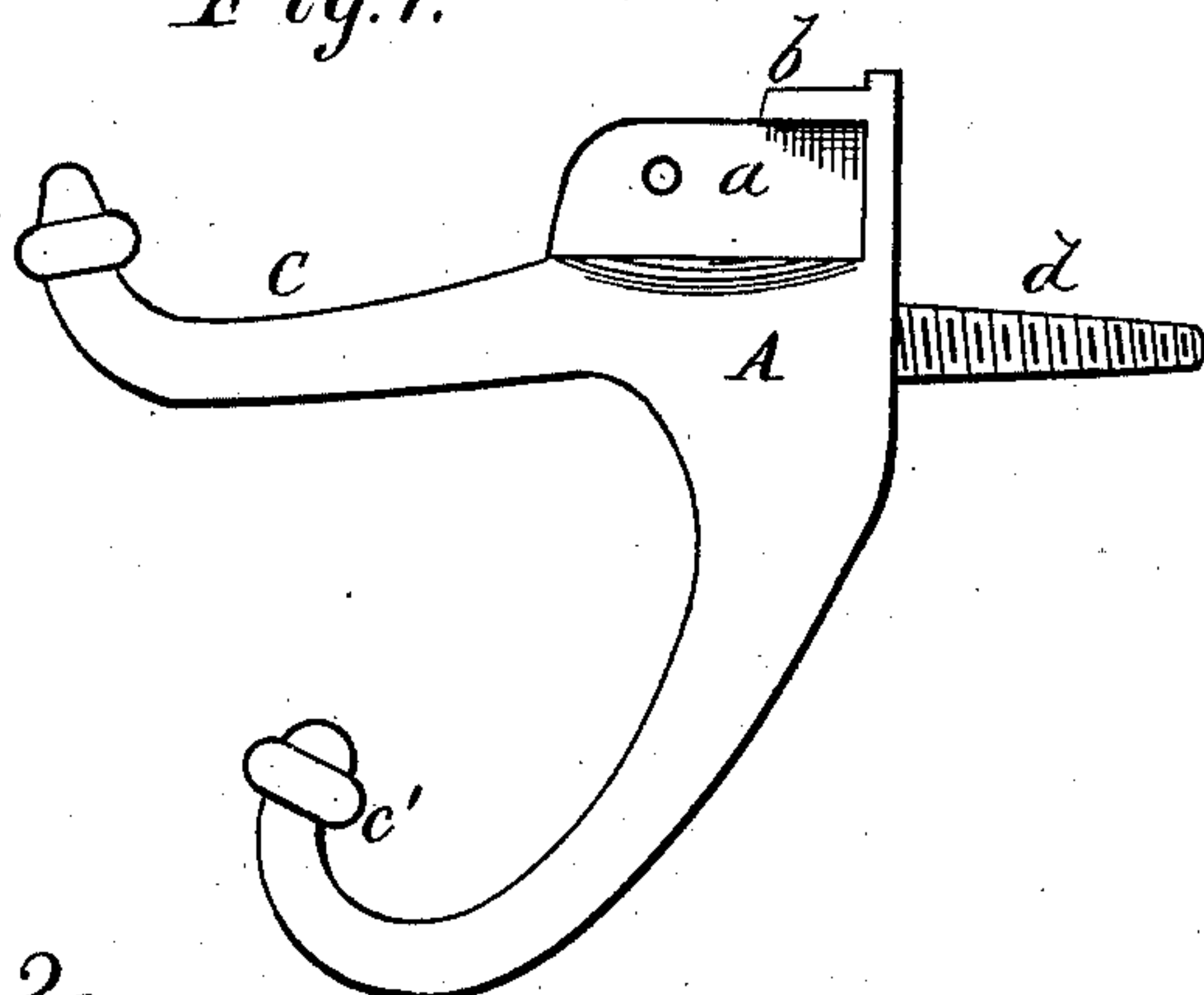


Fig. 2.

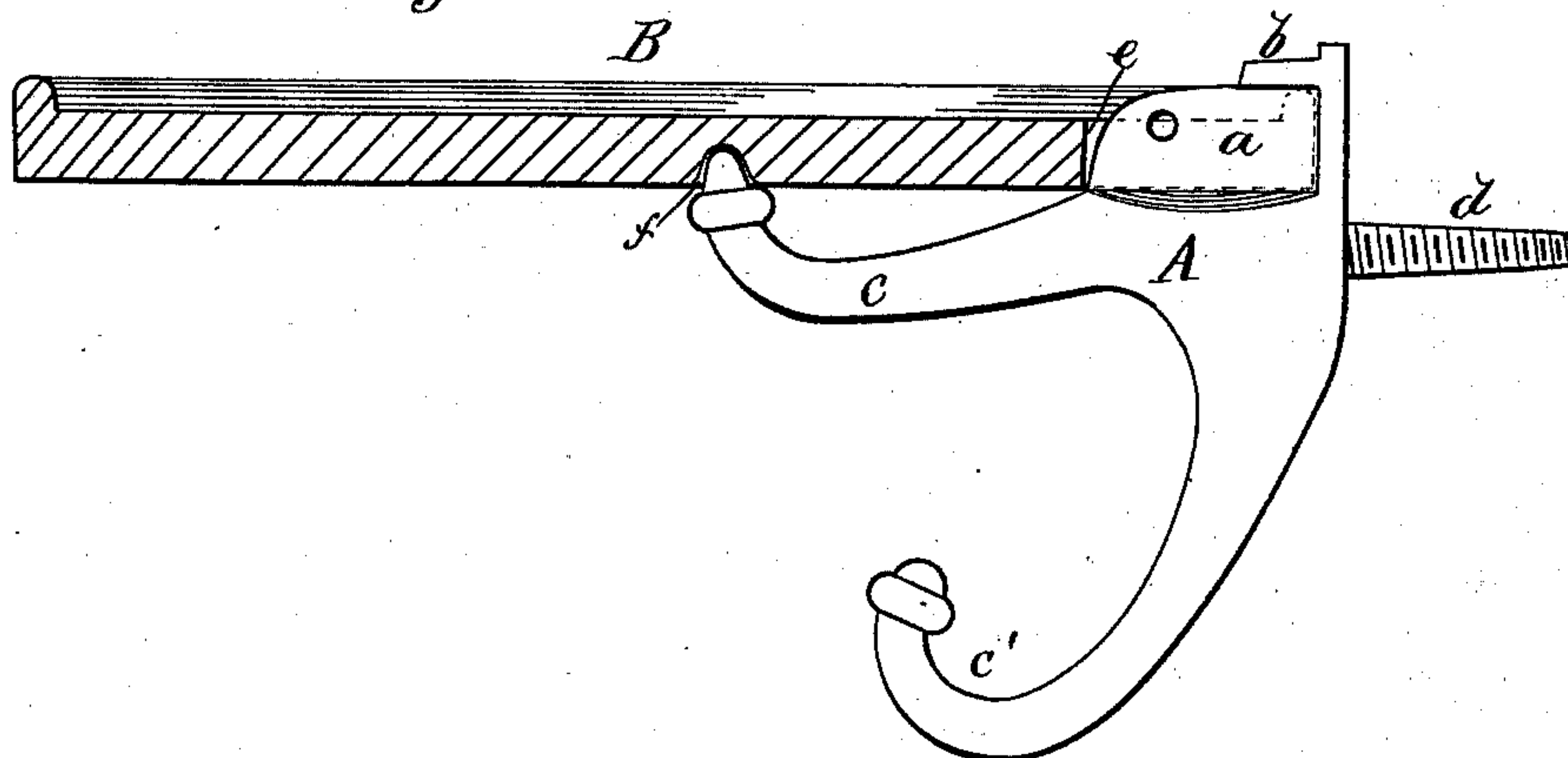
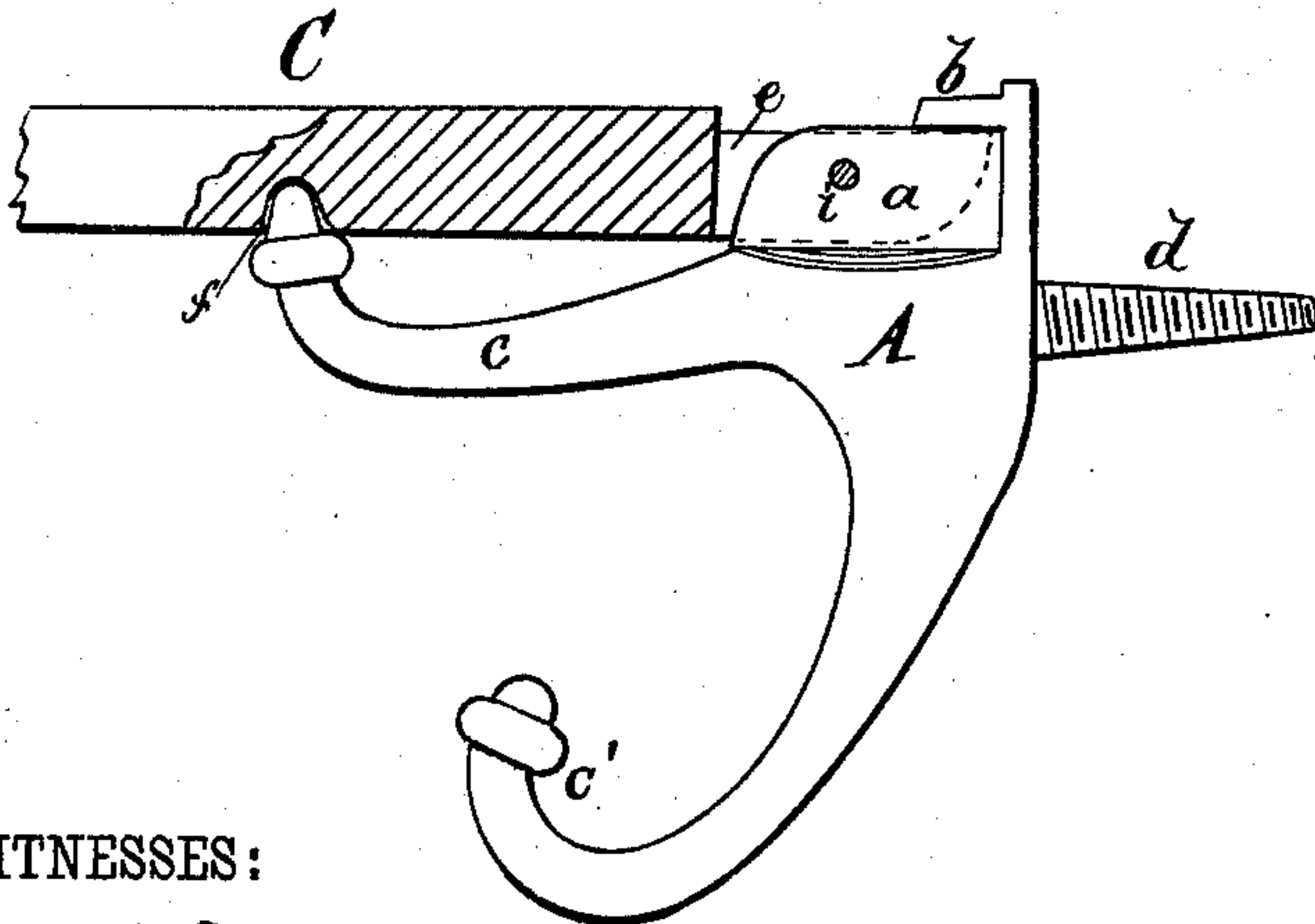


Fig. 3.



WITNESSES:

Henry N. Miller
C. Sedgwick

INVENTOR:

L. F. Ward
BY *Mum Co*
ATTORNEYS.

UNITED STATES PATENT OFFICE.

LEWIS F. WARD, OF MARATHON, NEW YORK.

IMPROVEMENT IN WARDROBE-HOOKS.

Specification forming part of Letters Patent No. **216,477**, dated June 10, 1879; application filed April 15, 1879.

To all whom it may concern:

Be it known that I, LEWIS F. WARD, of Marathon, in the county of Cortland and State of New York, have invented a new and Improved Wardrobe-Hook, of which the following is a specification.

The object of my invention is to adapt ordinary wardrobe-hooks for use as brackets or supports for shelves and analogous purposes without interfering with their use in the ordinary manner when desired.

My invention consists in a wardrobe-hook formed at the upper part with a tenon and a lip or flange, whereby a shelf or similar article that is provided with a suitable mortise may be held and supported by one or more of the hooks.

In the accompanying drawings, Figure 1 is a side view of the improved wardrobe-hook. Fig. 2 is a sectional side view, showing a shelf applied to the hook. Fig. 3 is a sectional side view with a bar or rod attached for use as a towel-holder.

Similar letters of reference indicate corresponding parts.

The wardrobe-hook A consists of a base having projecting hook portions *c c'* and a screw, *d*, for connection of the hook to a fixed support. The parts are of usual shape and character, and in place of a rigid screw for attachment of the hook the base may be formed with side flanges having screw-holes for wood-screws to pass through.

Upon the upper part of the hook is formed a vertical flange, projection, or tenon, *a*, and a horizontal lip or flange, *b*, that overhangs the back of the tenon *a*, and forms a socket at each side of the tenon.

In Fig. 2 a circular shelf, B, such as are used for flower-pots, is shown connected with the wardrobe-hook. This shelf B is slitted or

mortised at *e*, so as to pass upon the tenon *a* and beneath the lip *b*, and the hook portion *c* takes against the under side of the shelf to sustain the same. There may be a recess, as at *f*, in the under side of B for the end of *c* to enter to prevent the shelf from slipping.

In Fig. 3 a bar, C, is connected in the same manner for use as a towel rack or drier; and to permit of the bar C being turned up, the tenon *a* and bar are perforated for insertion of a cross-pin, *i*.

With a long shelf two or more of the hooks A will be used to support the shelf at the ends and intermediately. This will allow the shelf to be readily removed when that is desired.

The above-described construction, while it does not add materially to the expense of wardrobe-hooks, renders them useful and convenient for many uses to which they were not heretofore adapted, and this without interfering with their use in the ordinary manner.

The improvement may be applied to any of the usual sizes of wardrobe-hooks.

Having thus described my invention, what I claim as new, and desire to secure by Letters Patent, is—

1. A wardrobe-hook provided with the tenon *a* and the lip or flange *b*, to adapt it to hold and support a shelf or bracket, substantially as shown and described.

2. A wardrobe-hook provided with the tenon *a* and the lip or flange *b*, in combination with the shelf or bracket provided with slot or mortise *e*, substantially as and for the purpose set forth.

LEWIS F. WARD.

Witnesses:

C. SEDGWICK,
GEO. D. WALKER.