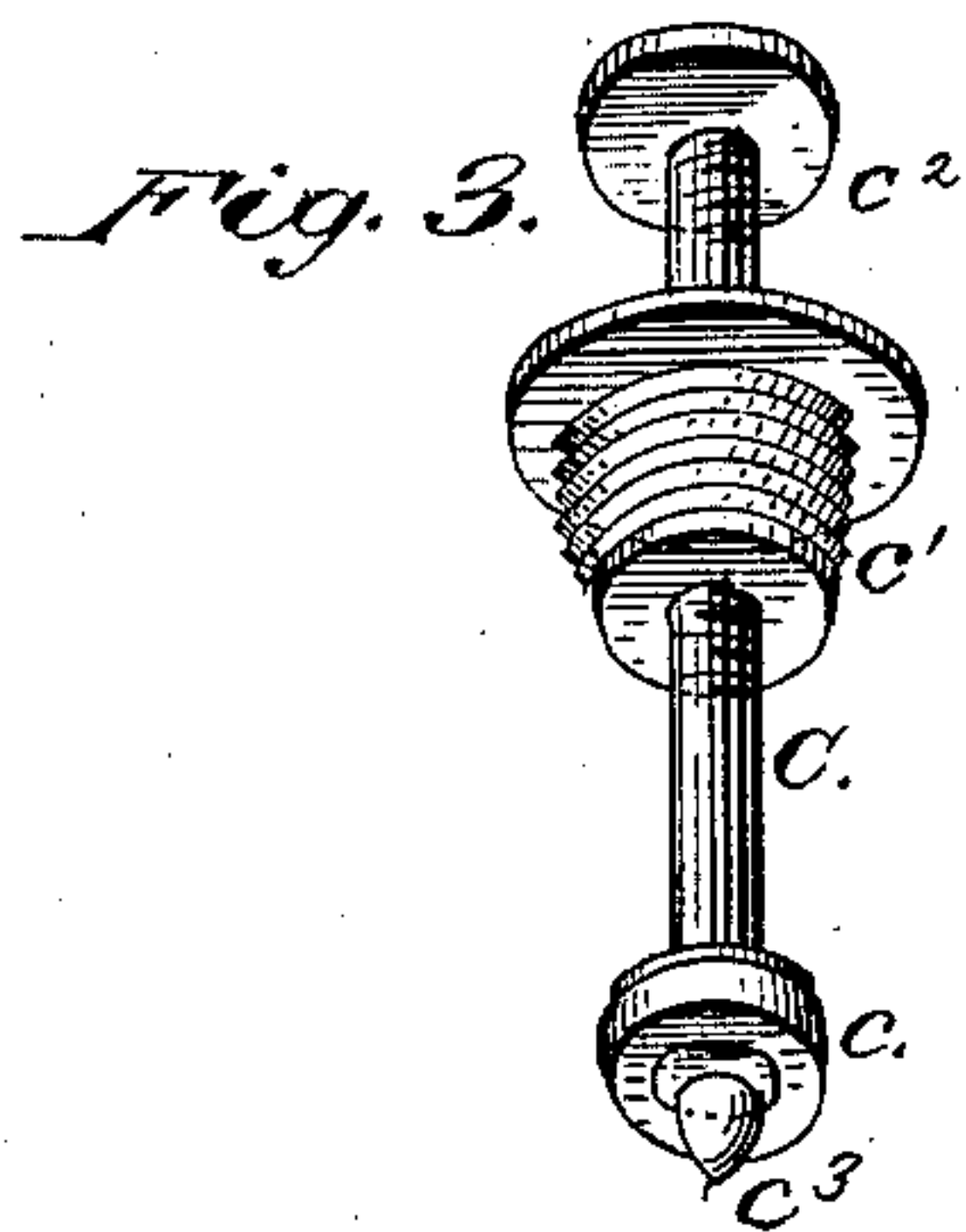
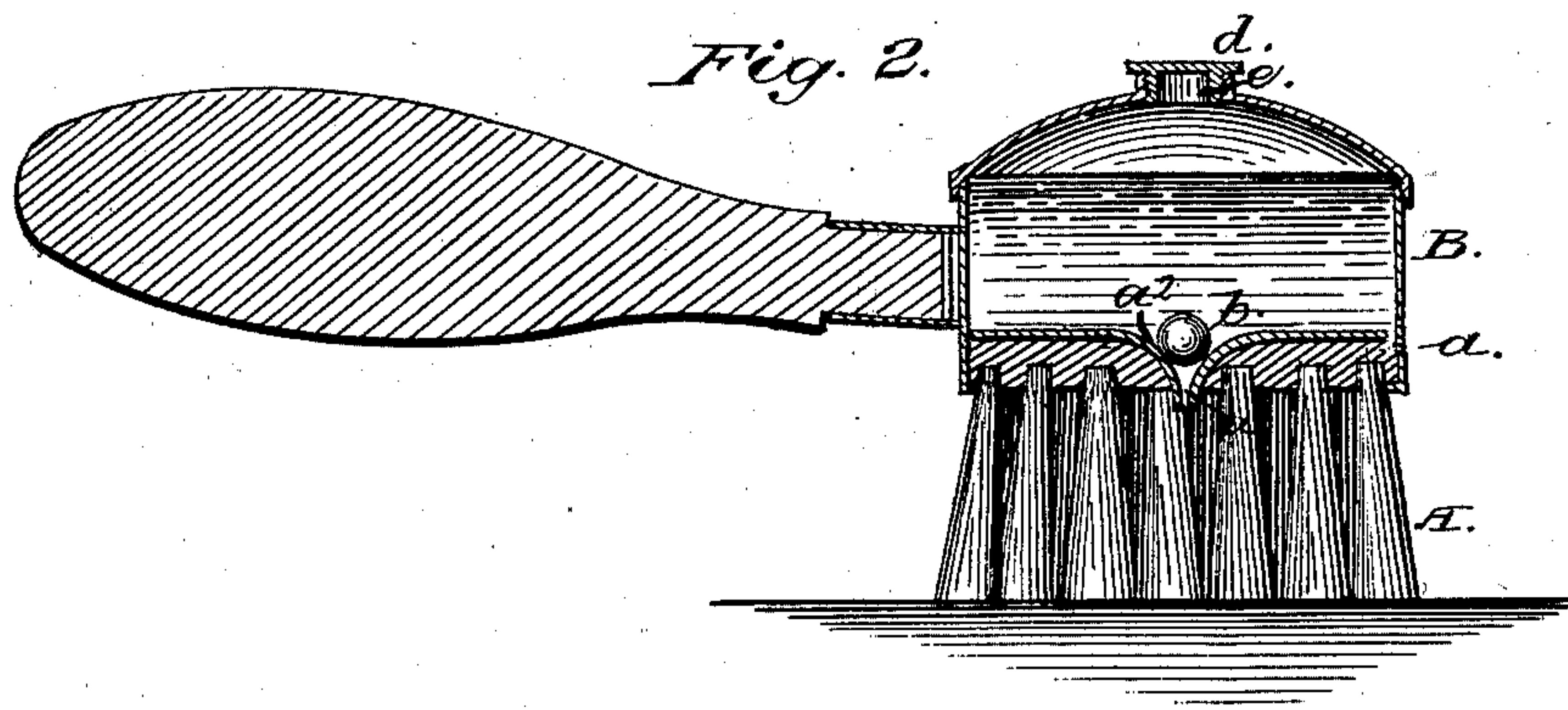
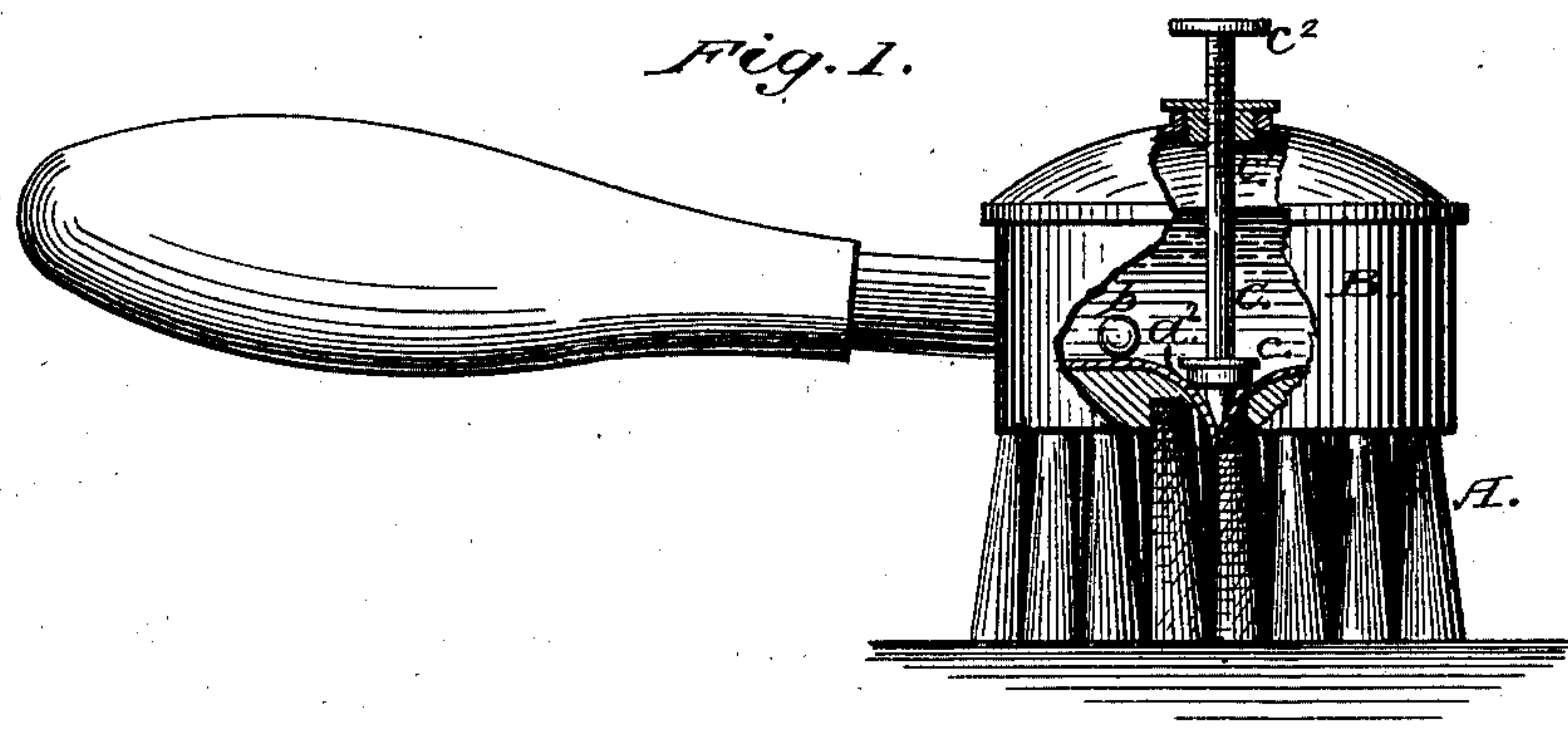


E. N. ANDREWS.
Blacking-Brush.

No. 216.301.

Patented June 10, 1879.



Witnesses.
Ed. G. Dietrich
Jno. A. Madigan

Inventor.
Edward N. Andrews
by *Louis Bagger* *Attorney*

UNITED STATES PATENT OFFICE.

EDWARD N. ANDREWS, OF NEW BRITAIN, CONNECTICUT, ASSIGNOR OF
ONE-HALF HIS RIGHT TO OLIVER E. PILLARD, OF SAME PLACE.

IMPROVEMENT IN BLACKING-BRUSHES.

Specification forming part of Letters Patent No. **216,301**, dated June 10, 1879; application filed
February 1, 1879.

To all whom it may concern:

Be it known that I, EDWARD N. ANDREWS, of New Britain, in the county of Hartford and State of Connecticut, have invented certain new and useful Improvements in Blacking or other Brushes; and I do hereby declare that the following is a full, clear, and exact description of the invention, which will enable others skilled in the art to which it appertains to make and use the same, reference being had to the accompanying drawings, which form a part of this specification, and in which—

Figure 1 is a side elevation, partly in section, of a blacking-brush embodying my improvement. Fig. 2 is a longitudinal vertical section, the stem-valve having been removed from the reservoir, and Fig. 3 is an enlarged perspective view of the stem-valve detached.

Corresponding parts in the several figures are denoted by like letters.

This invention relates to that class of brushes for applying blacking or other liquid to surfaces, which class is provided with a reservoir for containing the blacking or liquid to be applied; and it consists in the improved construction and combination of parts, as hereinafter fully described, and particularly pointed out in the claim.

In the annexed drawings, A refers to the brush proper, whose bristles are secured to the usual head *a*, having a central aperture or perforation, *a*¹, through which the liquid or blacking is fed from the reservoir (to be presently described) to the brush, or rather to its bristles.

B is the liquid or blacking holding reservoir, which may be made of any suitable metal and fastened to the head *a* of the brush. The bottom of the reservoir B has a central funnel-shaped aperture, *a*², coincident with the aperture or perforation *a*¹ in the head, to facilitate the feeding of the liquid blacking, oil, or other liquid to the brush for applying it to the surface or article to be treated.

The top portion of the reservoir B is loaded for the purpose of causing the same to serve as the bottom, or, in other words, to cause the reservoir, with the brush, to turn over by gravity, and stand with its blacking or liquid feeding aperture in the head *a* in such

a position as to prevent the escape of the confined liquid or blacking when not in use, though the feeding-aperture may be open.

To automatically close the liquid or blacking feeding aperture *a*² in the center of the downward tapering bottom of the reservoir B, a ball or spherical valve, *b*, is placed in the said reservoir, which valve will be conducted into, or so as to close, the said aperture when the brush is standing motionless on its bristle ends, or when thus disposed for the time being after using.

A supplemental valve for closing the liquid or blacking feeding aperture by hand is also provided, consisting of a packed disk or valve, *c*, permanently secured at the lower end of a screw-threaded stem, C, which terminates below the disk *c* in a conical point, *c*³, which will fit into the opening or outlet *a*² of the reservoir B. The screw-threaded upper part of the stem C is inserted through a screw-threaded nut, *c*¹, which fits into the screw-threaded opening *e* in the top of the reservoir, and is provided with a milled head, so that it may be readily inserted into or removed from the opening *e*.

The top of the valve-stem C is also provided with a milled head, *c*², for its adjustment within the cap or nut *c*¹.

By moving the stem or screw up or down, the valve *c* is opened or closed, as occasion may require. This valve is particularly desirable for closing the liquid-feeding aperture in the reservoir when the brush is packed away for traveling.

The conical point *c*³ of the valve-stem serves the double purpose of more effectually closing the aperture *a*² when the brush is not in use, and of cleaning out this aperture and preventing its becoming choked up by the dried or congealed blacking.

A cap, *d*, closes the opening *e* when the valve *c* is not in use.

Having thus fully described my invention, I claim and desire to secure by Letters Patent of the United States—

As an improved article of manufacture, the herein-described reservoir-brush, consisting of the centrally-perforated head *a*, provided with the brush or bristles A, weighted reservoir B,

having central funnel-shaped opening or outlet a^2 and screw-threaded aperture e , perforated screw-threaded cap c^1 , and adjustable valve-stem C, provided with the packed disk c and conical end or point c^3 , all constructed and combined substantially as and for the purpose set forth.

In testimony that I claim the foregoing as my own I have hereunto affixed my signature in presence of two witnesses.

EDWARD N. ANDREWS.

Witnesses:

CHAS. A. NORTHEED,
FREDK. H. HUBBARD.