

W. P. EAYRS.  
Bottle-Stopper Fastener.

No. 216,261.

Patented June 10, 1879.

Fig. 1.

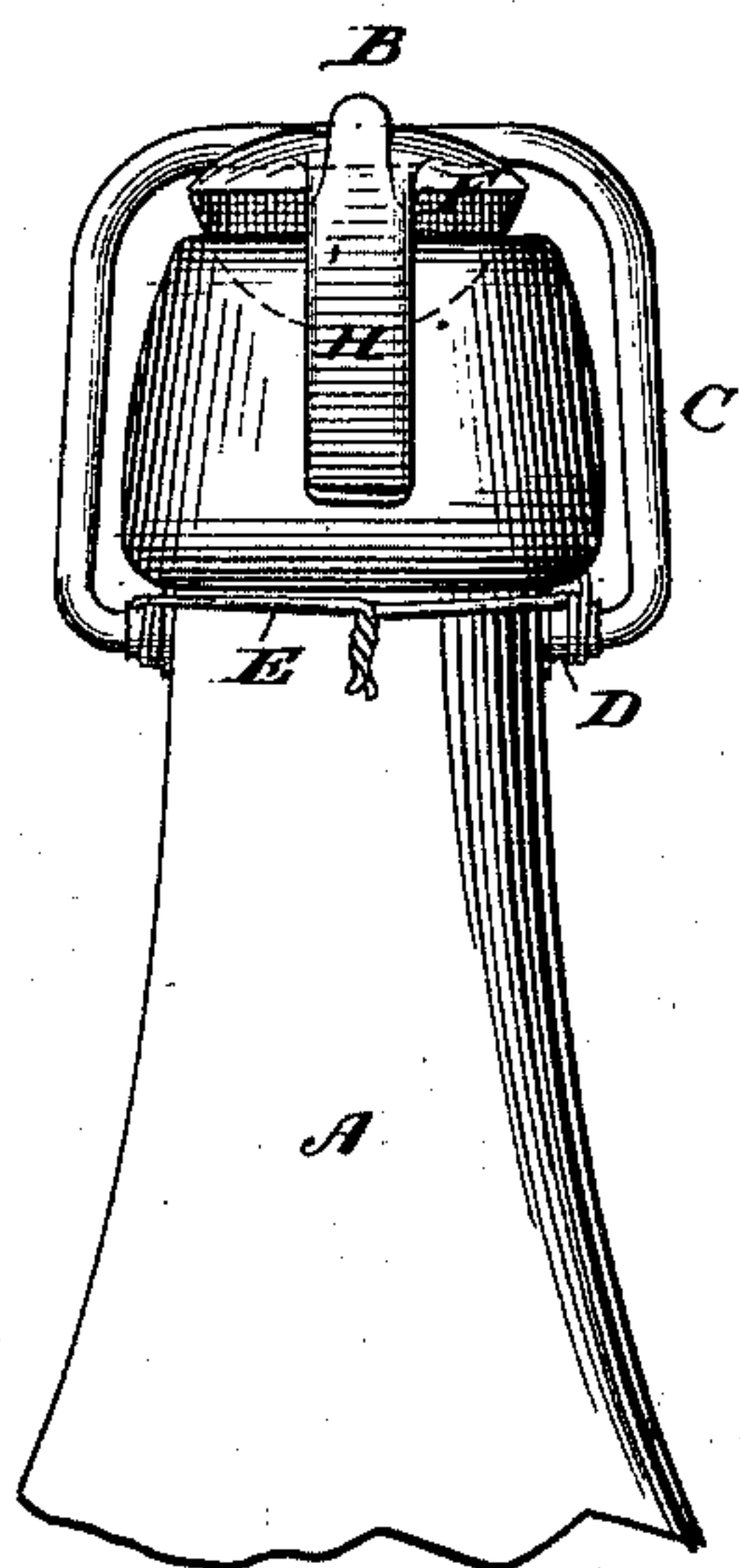


Fig. 2.

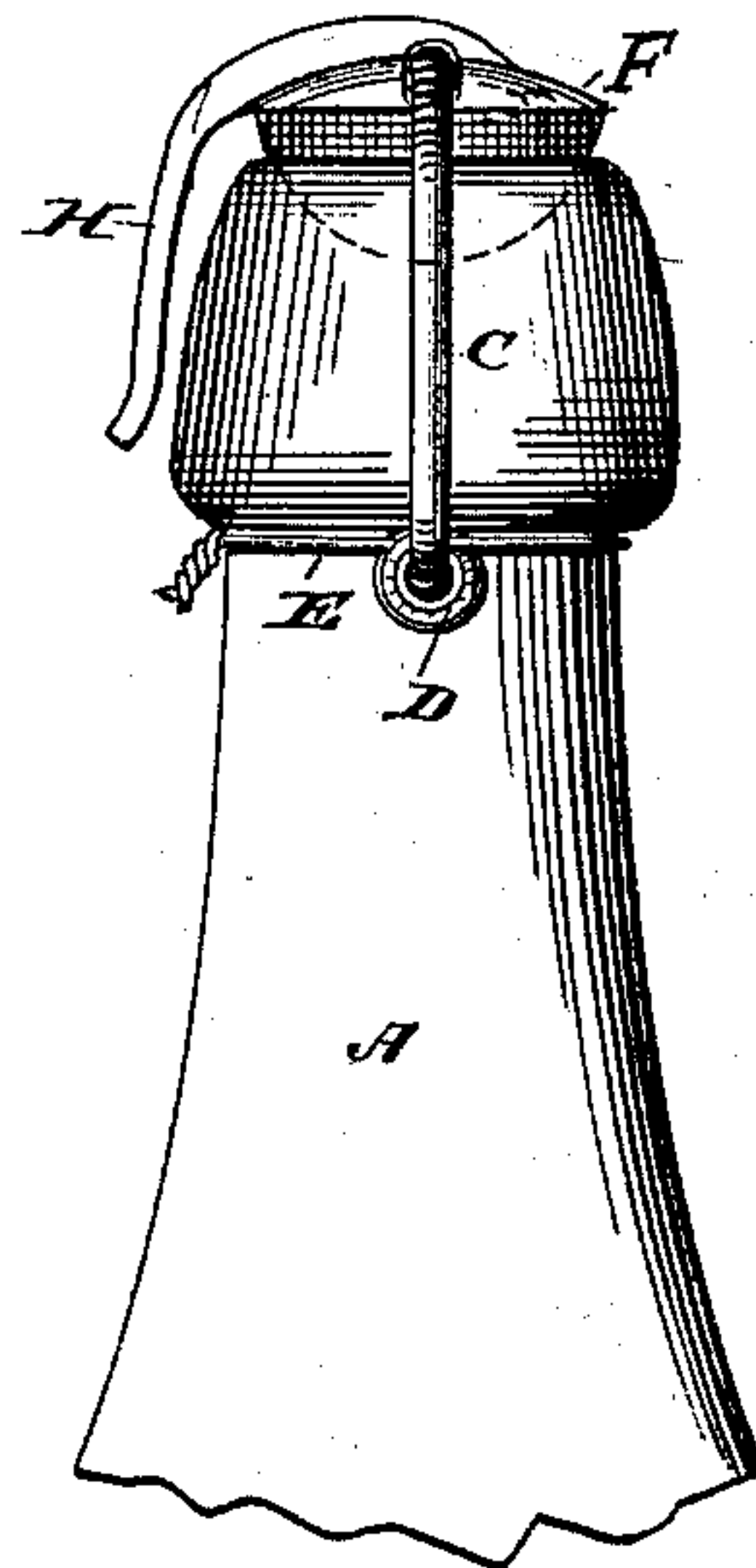


Fig. 3.

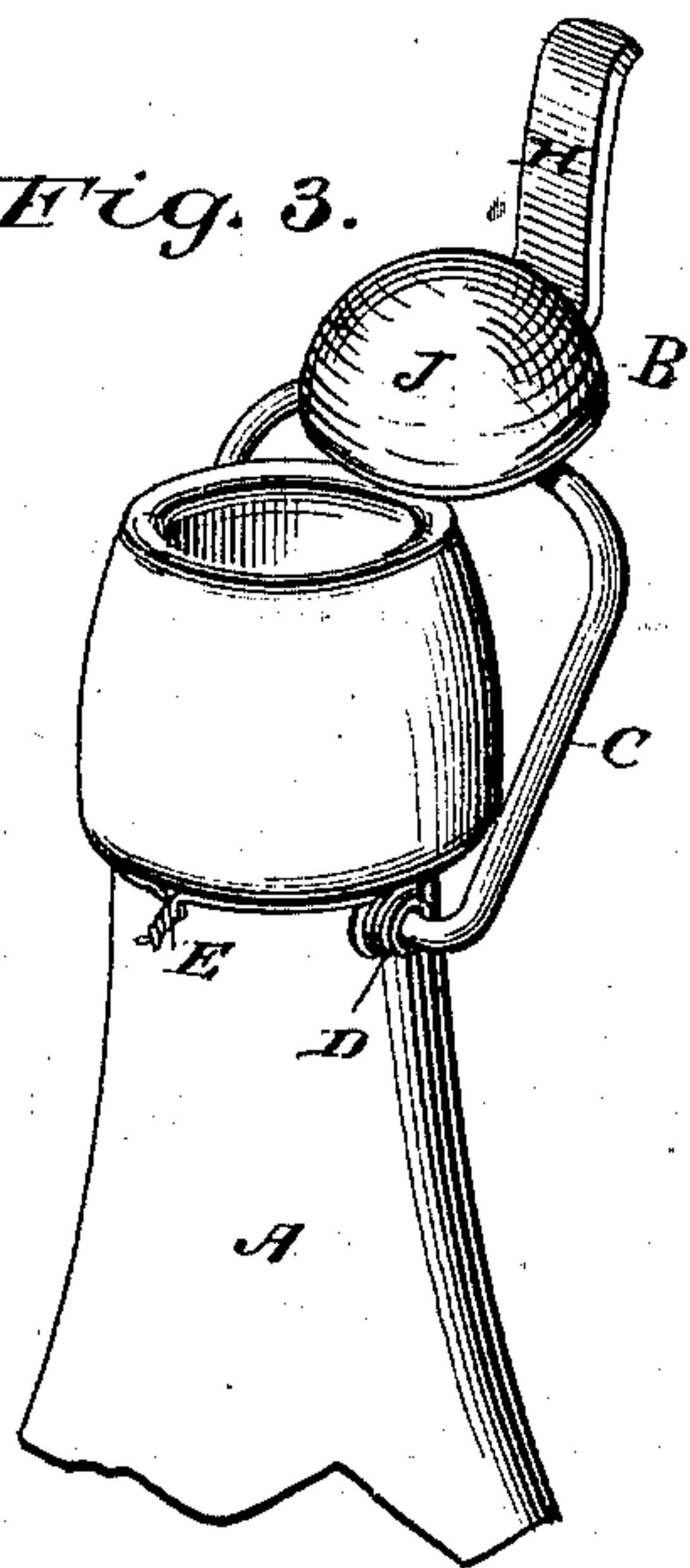
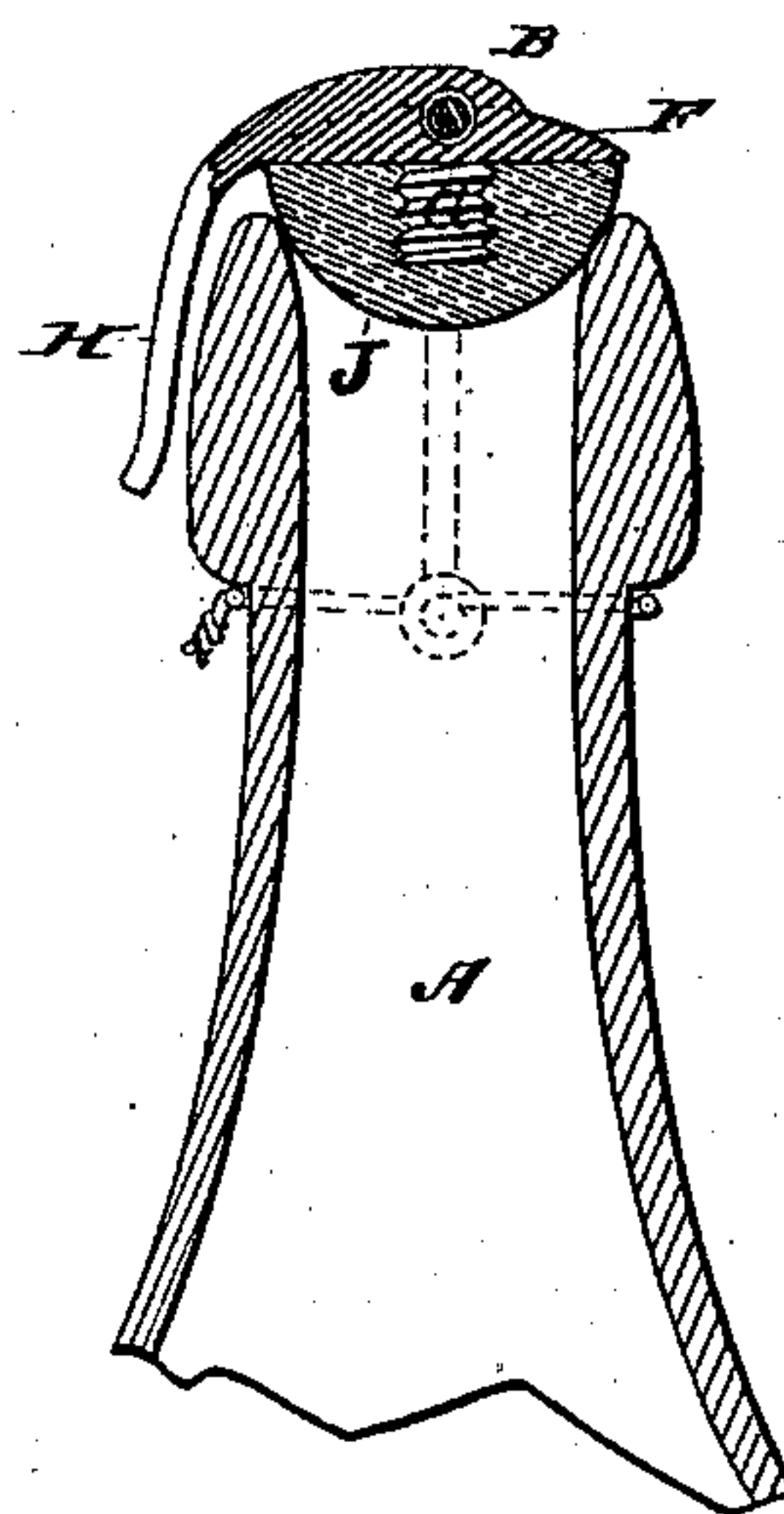


Fig. 4.



Winslow P. Eayrs.  
Inventor.

Attest:  
H. D. Beebe  
Am. Leg.

By. *H. A. Abbott*  
Atty.

# UNITED STATES PATENT OFFICE.

WINSLOW P. EAYRS, OF NASHUA, NEW HAMPSHIRE.

## IMPROVEMENT IN BOTTLE-STOPPER FASTENERS.

Specification forming part of Letters Patent No. **216,261**, dated June 10, 1879; application filed April 22, 1879.

*To all whom it may concern:*

Be it known that I, WINSLOW P. EAYRS, of Nashua, in the county of Hillsborough and State of New Hampshire, have invented certain new and useful Improvements in Bottle-Stopper Fasteners; and I do hereby declare the following to be a full, clear, and exact description of the invention, such as will enable others skilled in the art to which it appertains to make and use the same, reference being had to the accompanying drawings, and to letters of reference marked thereon, which form a part of this specification, in which—

Figure 1 is a front view of stopper and bail as applied to a bottle; Fig. 2, a side view; Fig. 3, a perspective, showing stopper removed from mouth of the bottle; and Fig. 4, a vertical section through bottle and stopper.

My invention relates to bottle-stoppers; and it consists in the construction of the parts, as hereinafter set forth.

In the accompanying drawings, the letter A indicates the bottle; B, the stopper; C, the stopper-bail; D, the eyelets into which the ends of the bail fit; and E, the wire for securing the eyelets and stopper to neck of bottle.

The stopper consists of a metal cap, F, having a screw, G, cast on the bottom thereof; a thumb-piece, H, likewise formed as a part of the cap, and projecting downward therefrom, so as to be outside of the mouth of the bottle, and having its end curved outward or a knob formed thereon, so as to form a good bearing-surface for the thumb, a hole extending crosswise through the cap, in order that a bail may be passed therethrough, and thereby hold the stopper to the bottle, as will hereinafter appear.

The base J is a segment of a rubber sphere, held to the cap F by the screw G on the base thereof, which is screwed into the sphere. The diameter of the sphere is such that the stopper will be forced into the mouth of the bottle and out therefrom by a sliding or slipping motion, thereby rendering the same easy of

insertion into and removal from the mouth without injuring the walls thereof, and also forming a very close-fitting stopper, effectually sealing the contents therein. The screw G on the bottom of the cap F securely holds the sphere J to the cap. The stopper thus constructed, and having the bail passing through it, is free to oscillate on the bail. The ends of the bail are curved inwardly, and enter eyelets D, which are pressed, stamped, or cast from metal, and held to the neck of the bottle by a wire, E, passed through the eyelet or wound around the same, and then around the bottle-neck.

The object in using these eyelets is to render the construction of the device light, strong, and cheap, as by their use very fine copper wire, which will not rust, can be employed for fastening the bail and stopper to the bottle, thereby obviating the necessity of using coarse copper wire, which renders the production of the fastening more expensive than is desirable or profitable.

The stopper and its fastenings thus constructed are cheap, compact, and strong, not easily rendered unfit for use, and very efficient in operation.

Having described my invention, what I claim is—

1. The stopper B, consisting of cap F, thumb-piece H, screw G, and base J, being a segment of a sphere, in combination with bail C, running crosswise through the stopper, and on which the stopper is free to oscillate, all substantially as set forth.

2. The combination of the neck-wire I, eyelets D, and bail C, substantially as set forth.

In testimony that I claim the foregoing I have hereunto set my hand this 21st day of April, 1879.

WINSLOW P. EAYRS.

Witnesses:

G. W. WHITTIMORE,  
MINNIE M. EAYRS.