

C. BRANDT.  
Buttons.

No. 216,255.

Patented June 10, 1879.

fig. 1.

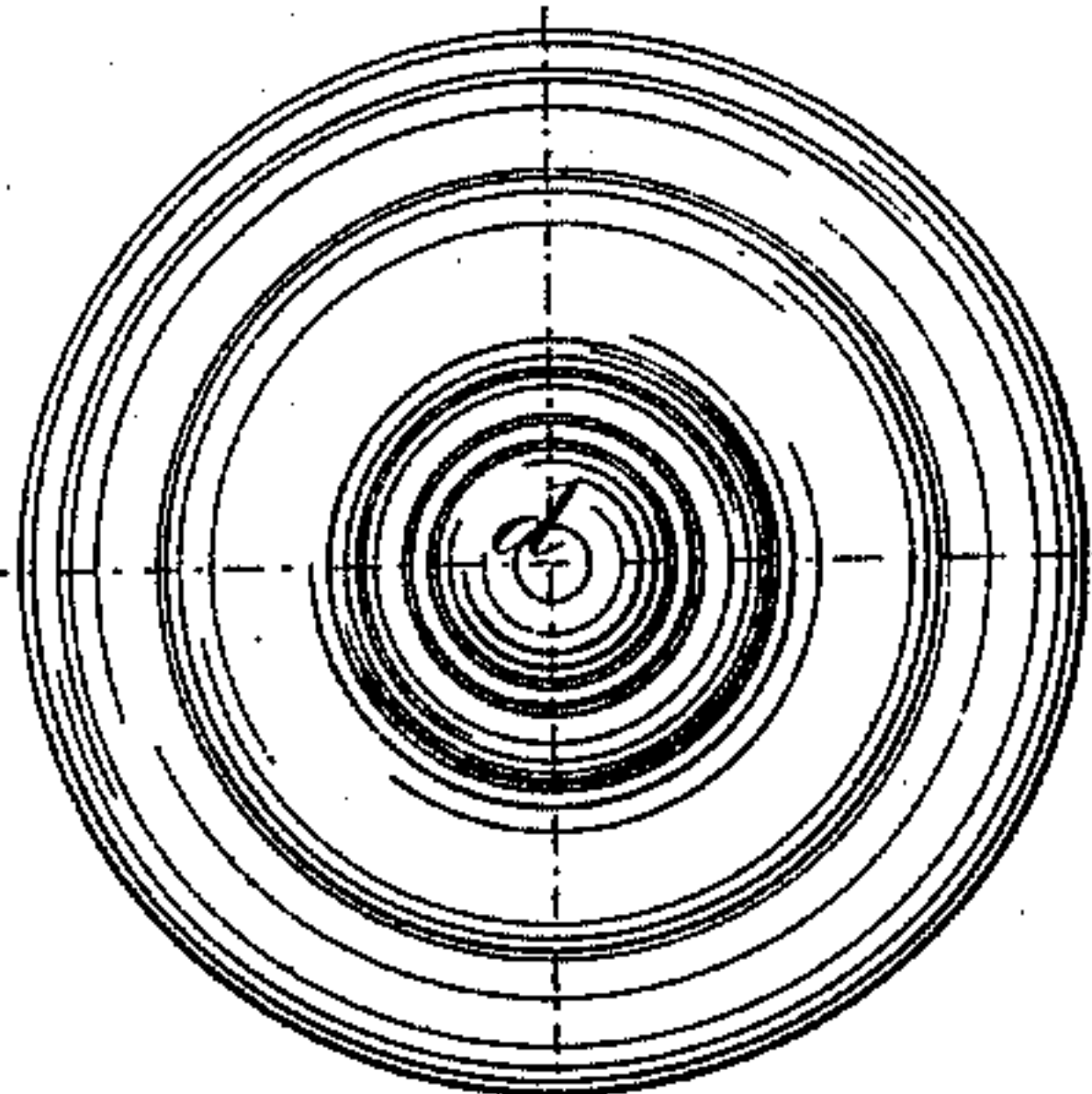


fig. 2.

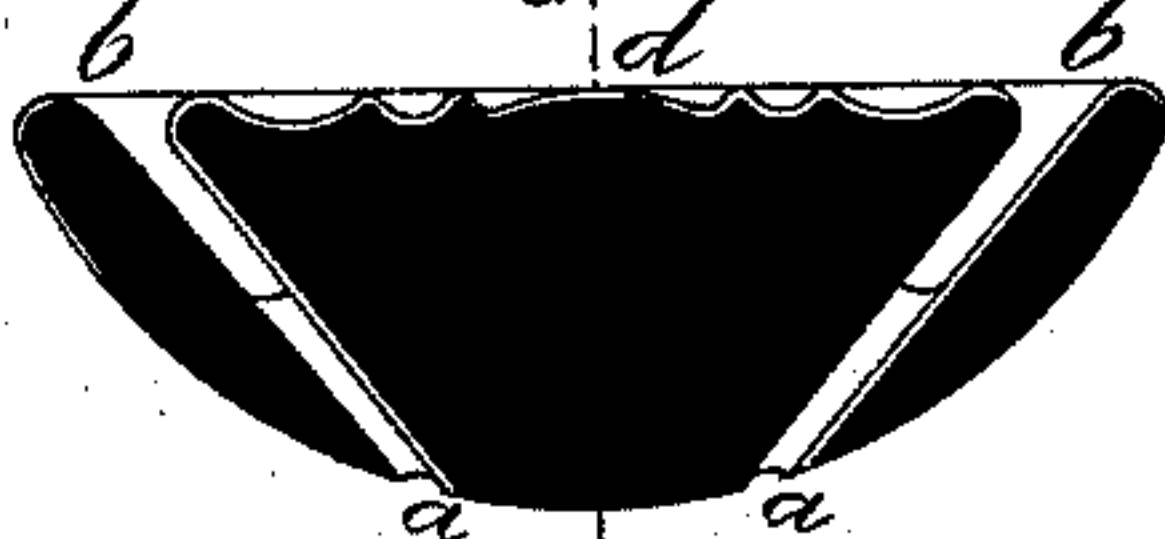
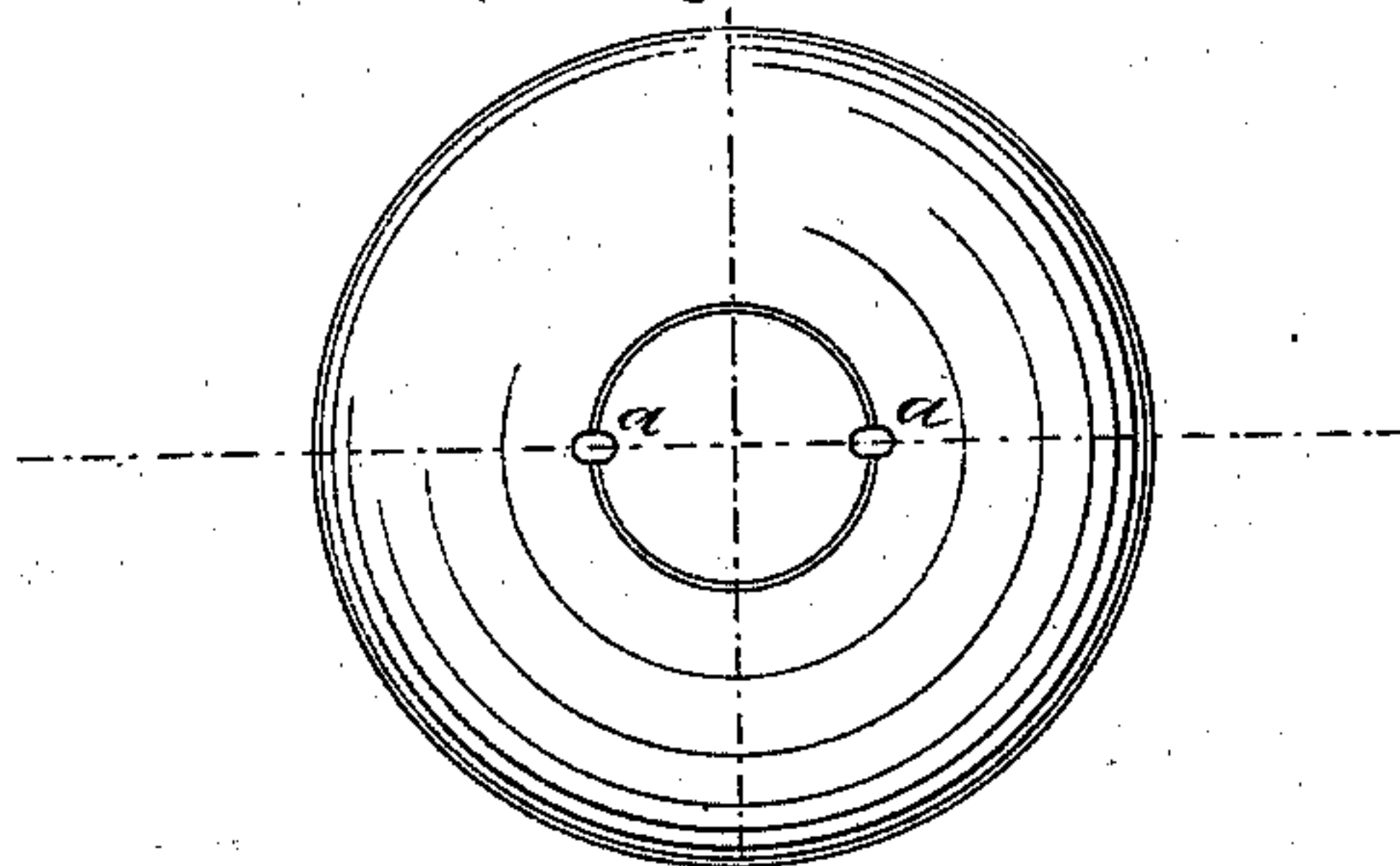


fig. 3.



Witnesses  
Aug. M. Tanner  
W. E. Chaffee

Inventor  
Carl Brandt  
per A. Schücking  
Attorney

# UNITED STATES PATENT OFFICE.

CARL BRANDT, OF GOERSNITZ, GERMANY.

## IMPROVEMENT IN BUTTONS.

Specification forming part of Letters Patent No. **216,255**, dated June 10, 1879; application filed December 10, 1878.

*To all whom it may concern:*

Be it known that I, CARL BRANDT, of the city of Goersnitz, in the Duchy of Saxe-Altenburg, German Empire, have invented certain Improvements in Buttons, of which the following is a specification.

The present invention relates to certain improvements in buttons designed for attachment to garments; and the object thereof is to protect and conceal the attaching thread, so as not to expose the same on the face of the button and render it liable to wear and discoloration.

The present invention consists in a button having a concentric groove or channel in its front face extending obliquely from the edge of the button, and intersecting with two or more oblique openings leading to the rear face of the button. By the presence of the concentric oblique groove or channel a cone-shaped central portion of the button is formed, which serves to cover and protect the thread lying in the concentric groove.

In the accompanying drawings, forming part of this specification, Figure 1 is a front view of a button constructed according to my invention. Fig. 2 is a vertical section of the same, and Fig. 3 is a rear view thereof.

The body of the button is constructed of any suitable material—such as glass, porcelain, metal, or wood—and it is made of any preferred form or pattern. In the front face of the button is cut a concentric or circular groove or channel, *b*, which commences near the edge or rim of the button, and leads downward in an oblique direction to a sufficient depth—say, to the middle of the button. By the formation of this oblique and concentric groove an inverted-cone-shaped central portion, *d*, is provided, which serves to conceal and cover the

thread lying in the bottom of said groove. The openings *a* (two or more) intersect with the groove or channel, and extend obliquely to the rear face of the button. The needle, with its thread for attaching the button, is readily passed into the concentric groove and through the oblique outlet-openings, and thus the button can be attached with facility and dispatch.

It will be obvious that the groove will serve to guide the needle to the outlet-holes, and thus the button can be secured to a garment by persons possessing defective eyesight, or in the absence of a bright light. The thread lying in the bottom of the groove is wound around the cone *d*, so to speak, and is not exposed to strain and wear. A small groove may be made in the rear face of the button for guiding the needle to the holes, as is shown in Fig. 3.

I am aware of the patent granted to P. E. Richardierre, and I desire to disclaim the construction of button forming the subject-matter thereof.

Having thus described my invention, what I claim as new, and desire to secure by Letters Patent, is—

The button herein described, having a concentric or circular groove, *b*, in its front face leading obliquely in a downward direction, the central cone-shaped portion, *d*, and the oblique outlet-openings *a* for the attaching-thread, as and for the purpose set forth.

In testimony whereof I have signed my name to this specification in the presence of two subscribing witnesses.

CARL BRANDT.

Witnesses:

GERARD VON NAWROCKI,  
EDWARD P. MACLEAN.