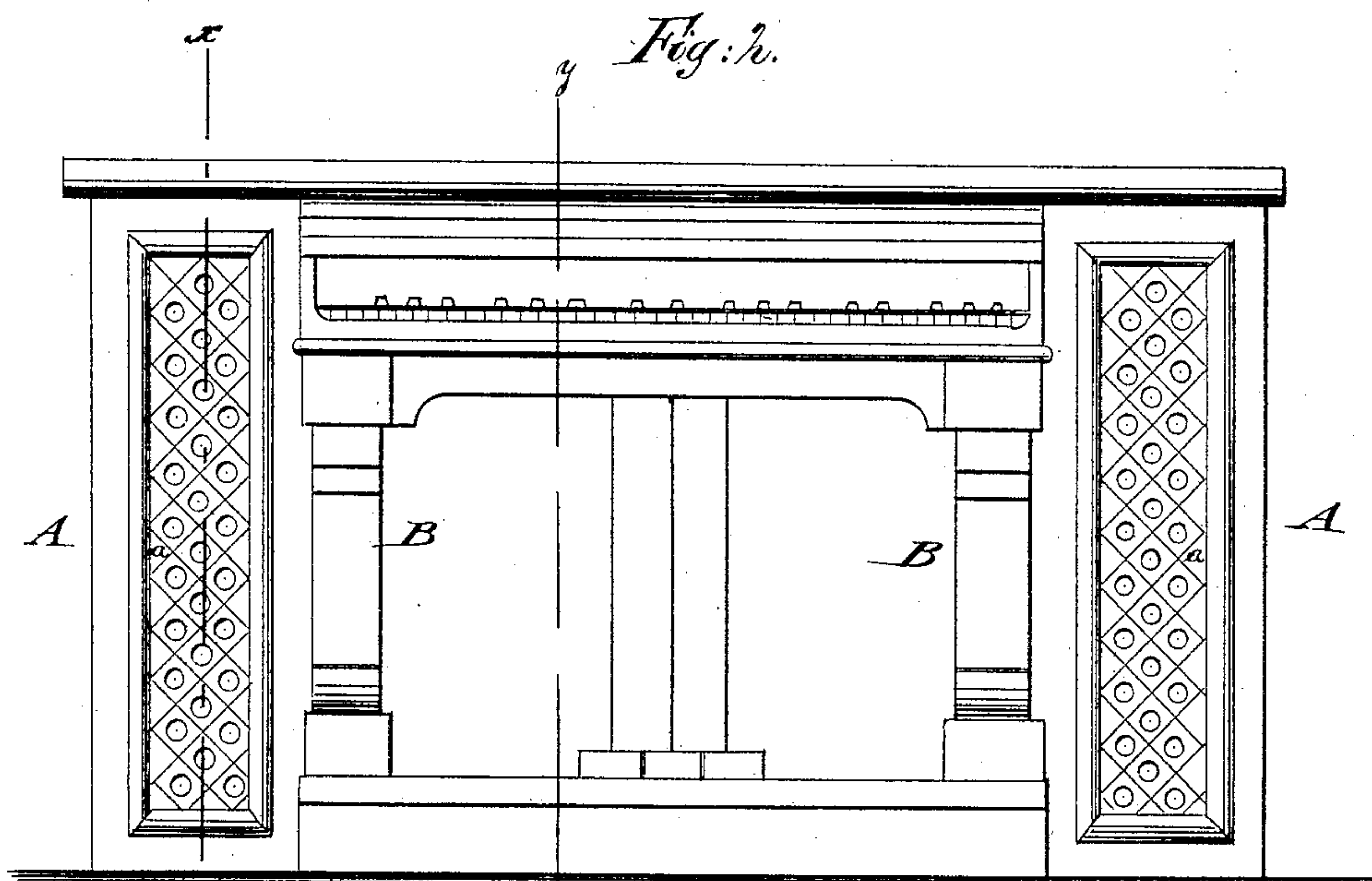
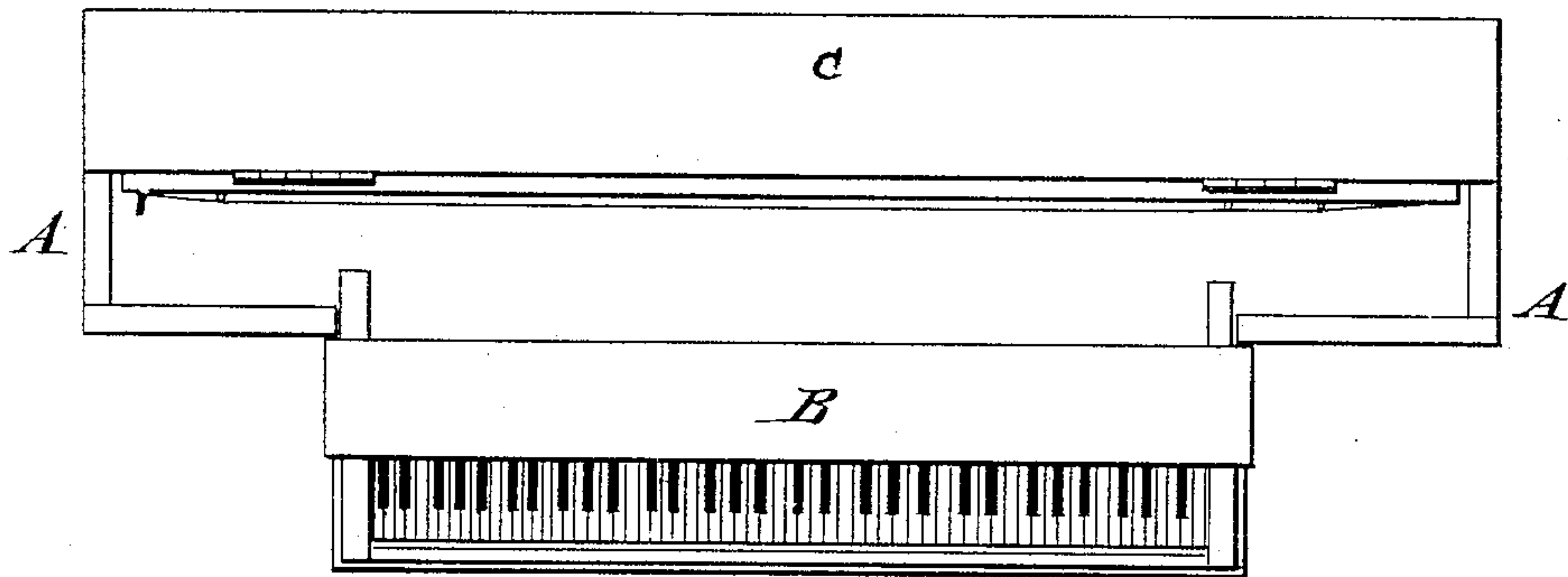


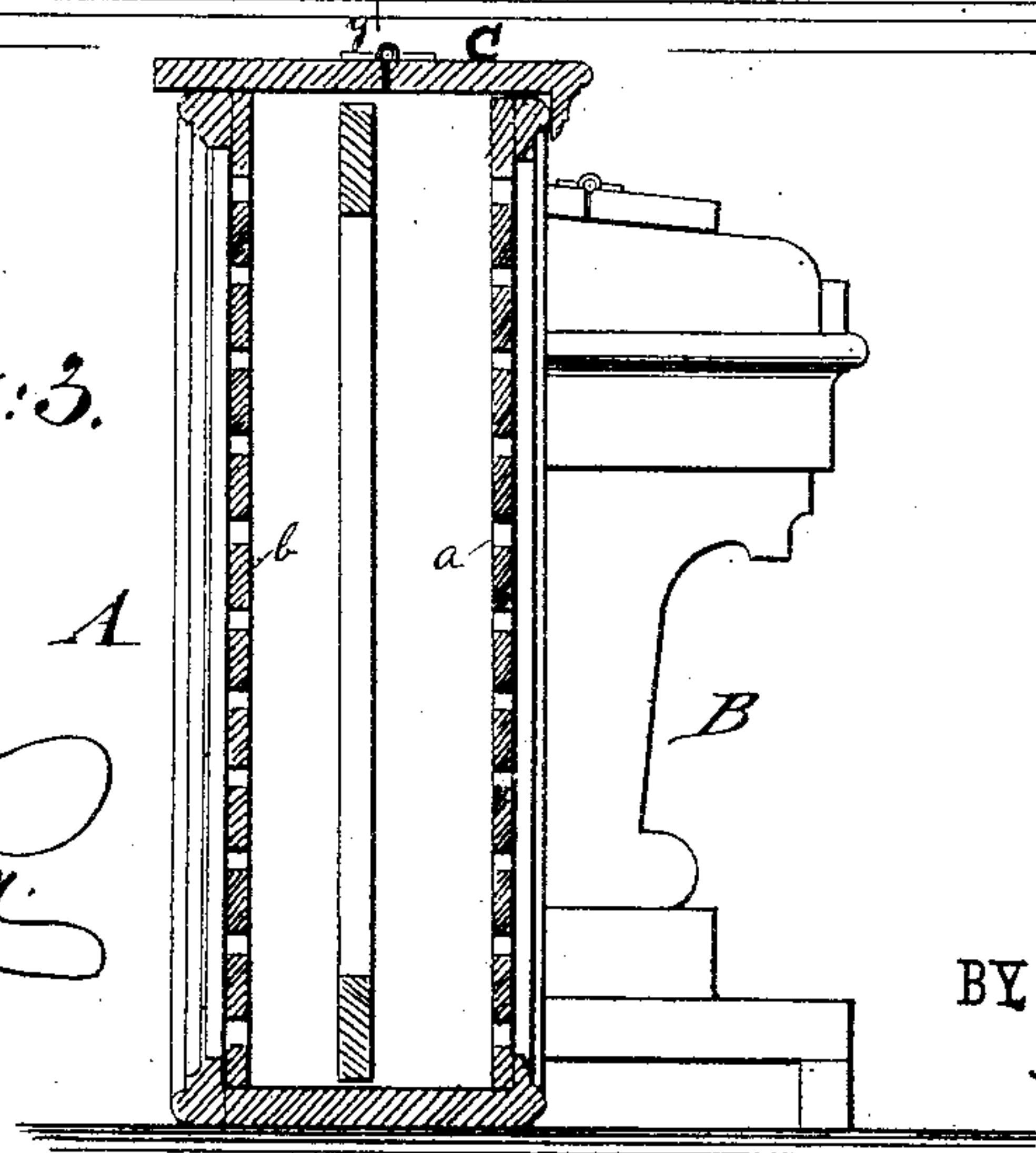
K. V. BARNEKOV.  
Piano.

No. 216,135.

*Fig: 1.* Patented June 3, 1879.



*Fig: 3.*



WITNESSES:

*Chas. Nida*  
*C. Sedgwick*

INVENTOR:

*K. V. Barnekov*

BY

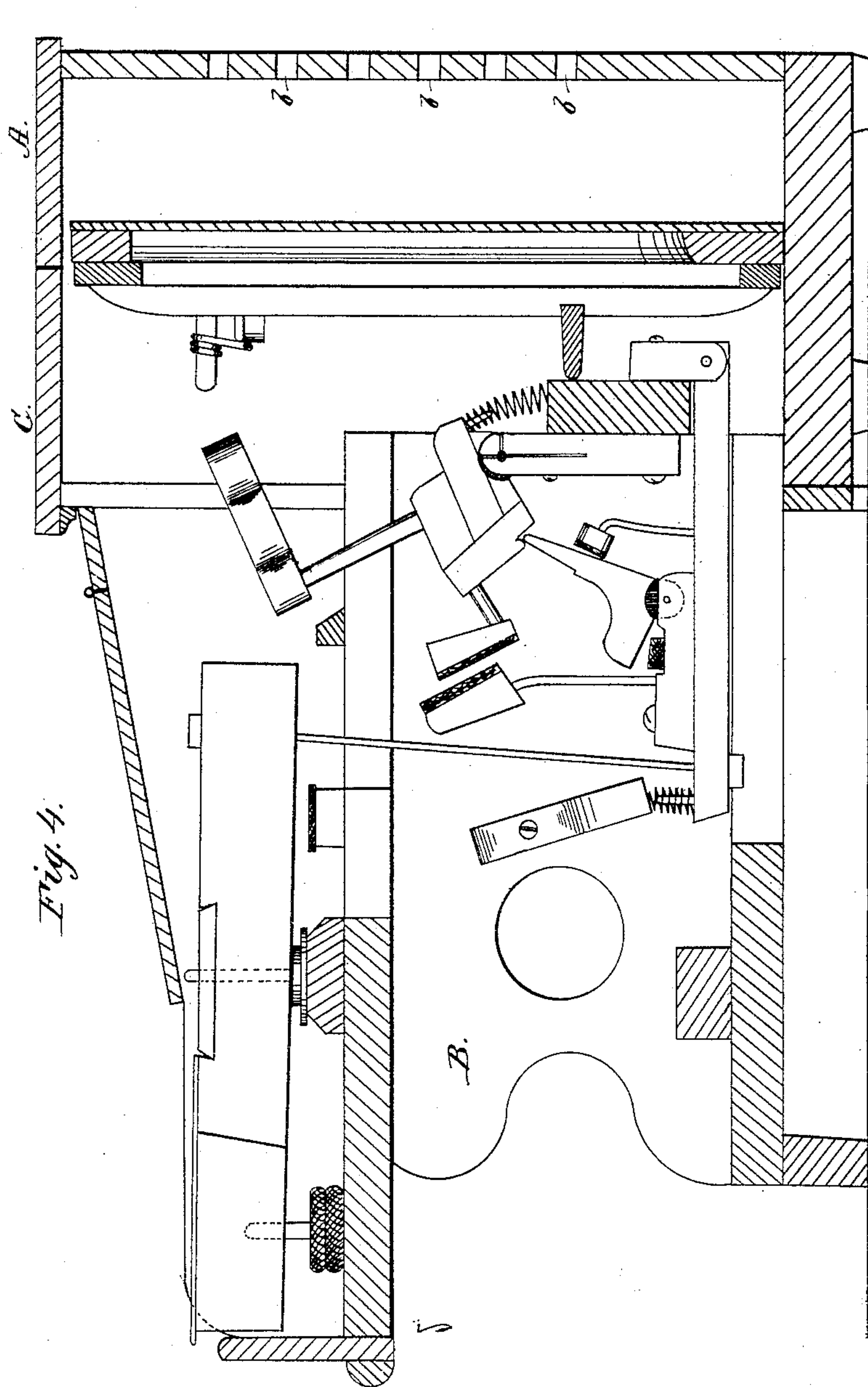
*MumtCo*

ATTORNEYS.

K. V. BARNEKOV.  
Piano.

**No. 216,135.**

**Patented June 3, 1879.**



WITNESSES:

W. W. Hollingsworth  
C. R. Wright

INVENTOR:

K. V. Barnekov

BY

BY *Wm. R. L.*

ATTORNEYS.



# UNITED STATES PATENT OFFICE.

KIEL V. BARNEKOV, OF NEWBURG, NEW YORK.

## IMPROVEMENT IN PIANOS.

Specification forming part of Letters Patent No. **216,135**, dated June 3, 1879; application filed October 10, 1878.

*To all whom it may concern:*

Be it known that I, KIEL V. BARNEKOV, of Newburg, in the county of Orange and State of New York, have invented a new and Improved Piano, of which the following is a specification.

Figure 1 represents a top view, Fig. 2 a front view, and Fig. 3 a vertical transverse section on line *x x*, Fig. 2, of my improved piano. Fig. 4 is a vertical transverse section on line *y y* of Fig. 2.

Similar letters of reference indicate corresponding parts.

The object of this invention is to furnish a piano in which all the parts and power of a square piano are combined with economy of space, convenience of transportation, and compactness of construction; and the invention consists of a square piano set upright and lengthwise on edge, in combination with a detachable front casing containing key-board, actions, and pedals.

Referring to the drawings, A represents the case of a square piano of any approved construction, which is set upright and lengthwise on edge, so that the frame, sounding-board, &c., assume a vertical position in place of a horizontal one, and that which was the top now becomes the front of the piano. In place of the usual front lid, C, a top lid, as in upright pianos, is employed. A portion of the front is broken out to receive the detachable case B, which is made of any suitable size or shape, and is secured to the case A by any suitable means. This case contains the key-board, actions, and pedals, all of the usual construction, so arranged therein that when the said case is placed in position in front of the case A, opposite to the broken-out part, the hammers are brought in such close proximity to the strings, which run lengthwise, as

in ordinary square pianos, that they will strike the said strings when operated by the keys.

The front walls, *a*, of the case A, on each side of the case B, are perforated or otherwise broken out, so as to form symmetrical side ornaments to the case B. The rear wall, *b*, of the case A is also perforated, to allow the sounds to escape freely.

The advantages of this arrangement of a square piano consist not only in its greater compactness of shape, as it takes up a great deal less space, being on this point analogous to an upright piano, but also in having, like the latter, greater facility in transportation. It furnishes, furthermore, a greater volume of sound and the convenience that the player may face the public, which, especially in accompanying, is of considerable advantage. In its construction it combines the advantages of the square and upright pianos, with this difference, that the actions are placed below the key-board, instead of back of the same.

I am aware that it is not broadly new to provide a piano placed on edge with a front key-board case; but

What I claim, and desire to secure by Letters Patent, is—

1. In combination with a square piano placed on edge, a detachable case applied to its front wall, and containing the key-board, action, and pedals, substantially as and for the purposes specified.

2. The combination of a square piano placed on edge, and provided with perforated front and rear walls, with a detachable front case containing key-board, part of the action, and pedals, substantially as specified.

KIEL V. BARNEKOV.

Witnesses:

GEO. M. HOPKINS,  
E. E. BUNKER.