

J. H. McCORMACK.
Revolving Hay-Rake.

No. 216,094.

Patented June 3, 1879.

FIG. 1.

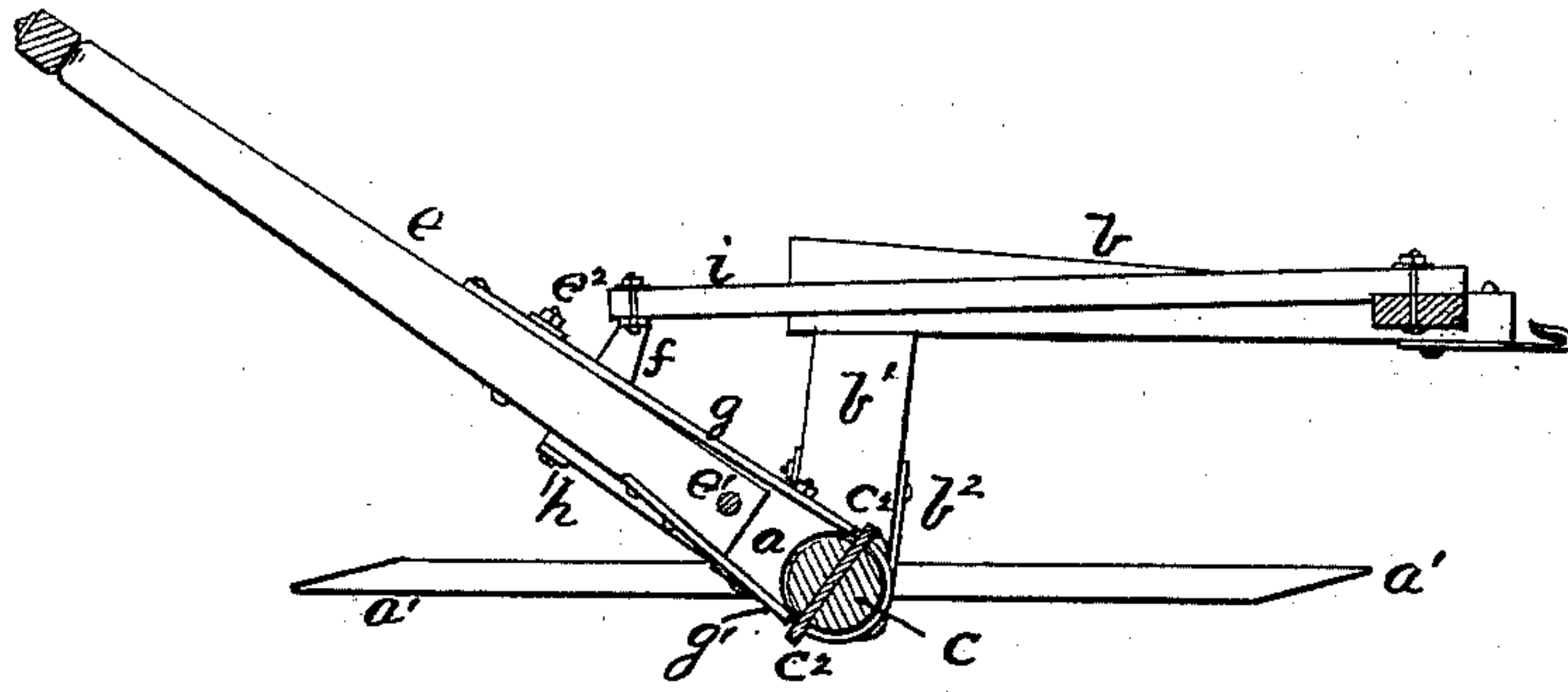


FIG. 2.

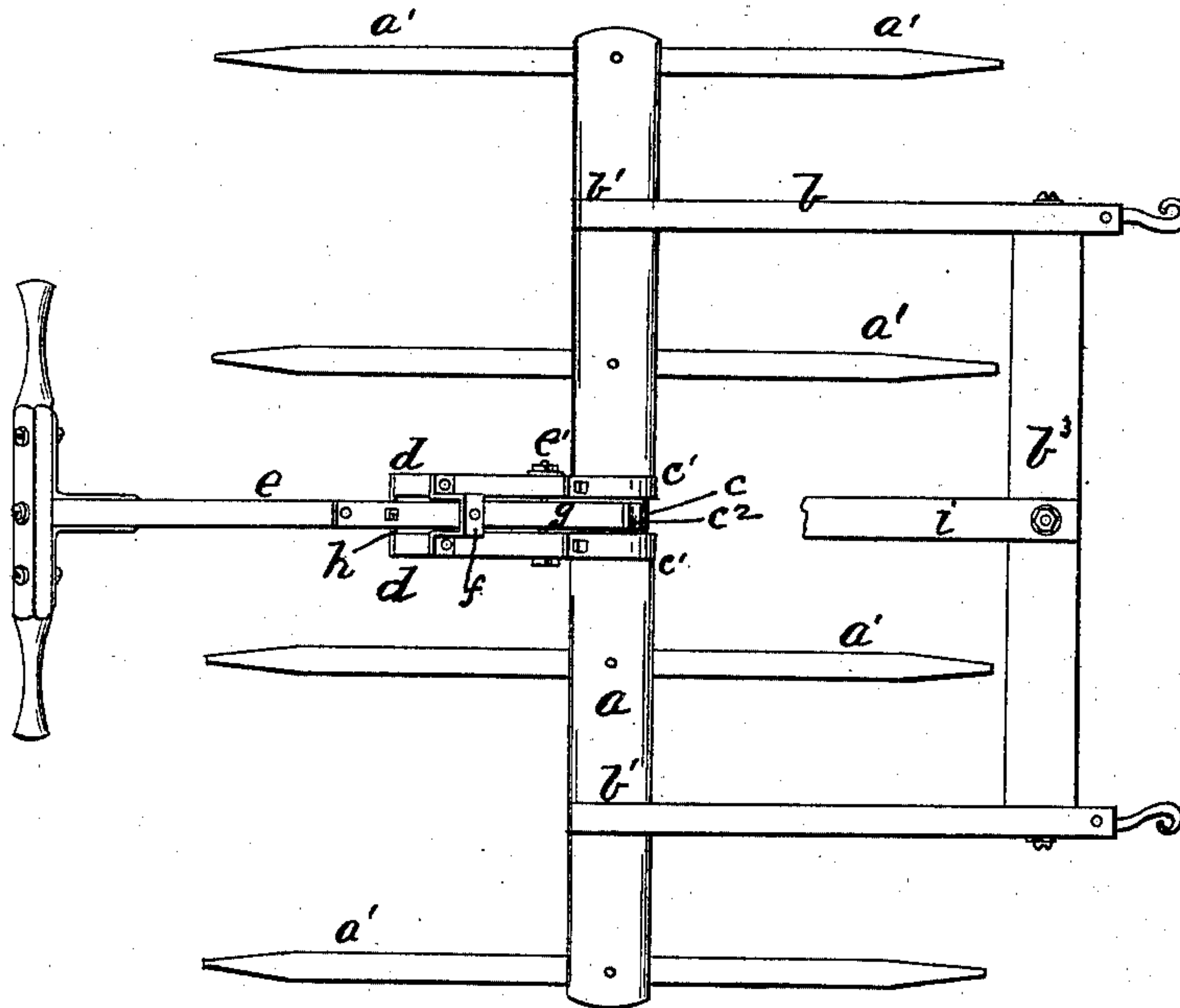
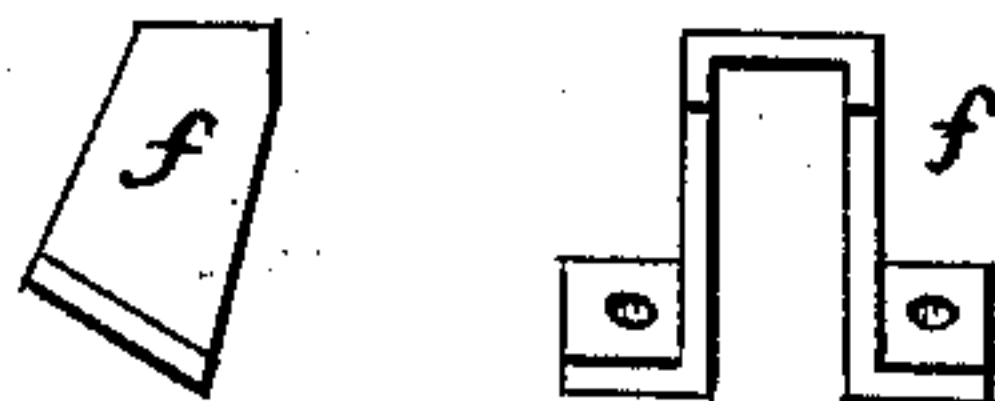


FIG. 3.



WITNESSES.

Samuel R. Turner

J. B. Holderby

INVENTOR.

James H. McCormack

By R. O. & A. Lacey

ATTORNEYS

UNITED STATES PATENT OFFICE.

JAMES H. McCORMACK, OF TIFFIN, OHIO.

IMPROVEMENT IN REVOLVING HAY-RAKES.

Specification forming part of Letters Patent No. **216,094**, dated June 3, 1879; application filed March 6, 1879.

To all whom it may concern:

Be it known that I, JAMES H. McCORMACK, of Tiffin, in the county of Seneca and State of Ohio, have invented certain new and useful Improvements in Revolving Hay-Rakes; and I do hereby declare that the following is a full, clear, and exact description of the invention, which will enable others skilled in the art to which it appertains to make and use the same, reference being had to the accompanying drawings, and to letters of reference marked thereon, which form a part of this specification.

This invention relates to improvements in revolving hay-rakes; and it consists in the construction and arrangement of the several parts hereinafter described.

In the drawings, Figure 1 is a longitudinal section, and Fig. 2 is a plan, of a rake constructed according to my invention; and Fig. 3 is a detail view.

a is the rake-head, which is provided with the teeth *a'*, and is held in bearings in the lower ends of the posts *b¹* of the draft-frame *b* by straps *b²*, all of ordinary construction and arrangement.

At the center of and surrounding the rake-head there is formed a round shank or bearing, *c*, to which, by means of straps *c¹*, is attached the single pair of arms *d*, between which the single handle *e* is held. On opposite sides of the journal or bearing *c* there are affixed the stops *c²* for holding the rake-head from revolving. In the revolutions of the rake-head they pass between the arms *d d*.

f is a bifurcated casting or standard, having flanges or feet, by which it is secured on the upper side of and across or over the space between the arms *d d*.

The single handle *e* is secured by a bolt, *e¹*, on which it turns vertically between the arms *d d*, and has affixed on its upper edge the spring-catch *g*, which abuts against the upper one of the stops *c²* and extends back through the bifurcated standard *f*, and is secured to the handle by fastenings *e²*.

g' is a spring-catch, secured to the under edge of the handle, as shown, and abuts against the under stop, *c²*.

To the outer or rear ends of the arms *d d*, and on the under side thereof, there is fixed a cross-bar, *h*, which serves as a fulcrum for the handle *e* and gives strength to the position of the arms.

The upper end of the bifurcated standard *f* is suitably beveled, so that the rear end of a central brace or draft-bar, *i*, may be secured thereon. The forward end of the bar *i* is secured to the center of the cross-piece *b³* of the frame *b*.

By reason of the construction and arrangement of the several parts hereinbefore described, I am enabled to construct and operate my rake with a single handle.

The bifurcated standard *f* being located in rear of and above the rake-head, the latter is much more easily tripped than by the ordinary devices, because of the influence or power of the bar *i* in its attachment thereto and to the draft-frame *b*.

Having thus described my invention, what I claim, and desire to secure by Letters Patent, is—

The combination, with the rake-head *a*, having the central journal, *c*, and stops *c²*, the single pair of arms *d*, secured firmly together, and the single handle *e*, having catches *g g'*, of the bifurcated standard *f*, secured to the upper side of the arms *d* in rear of and above the rake-head, and the central brace, *i*, having its rear end secured to the top of the standard *f*, and its forward end secured to the center of the cross-bar *b³* of the draft-frame *b*, substantially as and for the purposes set forth.

In testimony that I claim the foregoing as my own I affix my signature in presence of two witnesses.

JAMES H. McCORMACK.

Witnesses:

FRANK L. EMICH,
WM. HALL.