

A. L. THURSTON.  
Coin-Holding Attachments.

No. 216,068.

Patented June 3, 1879.

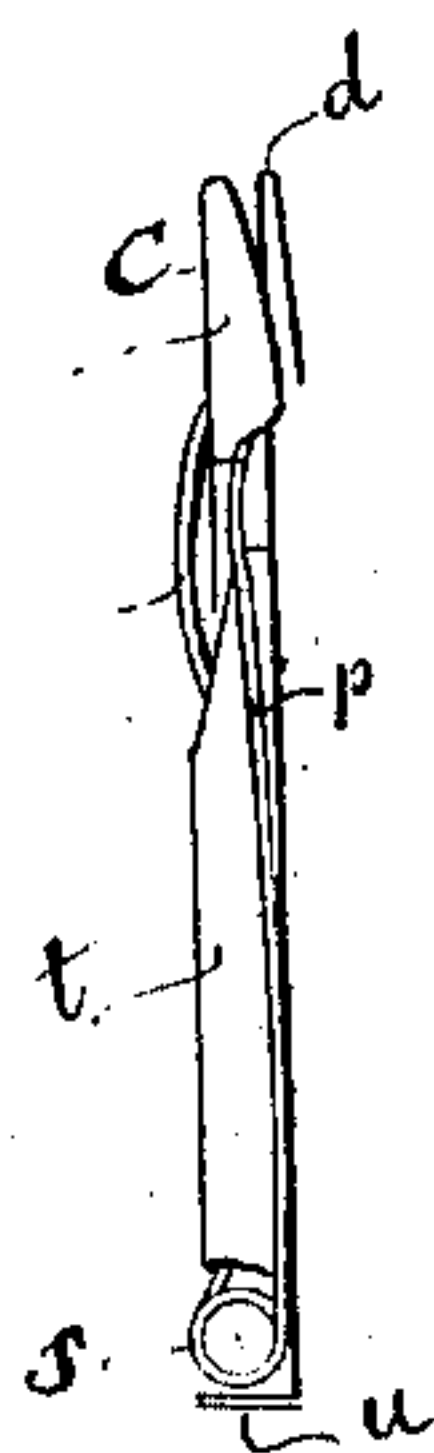
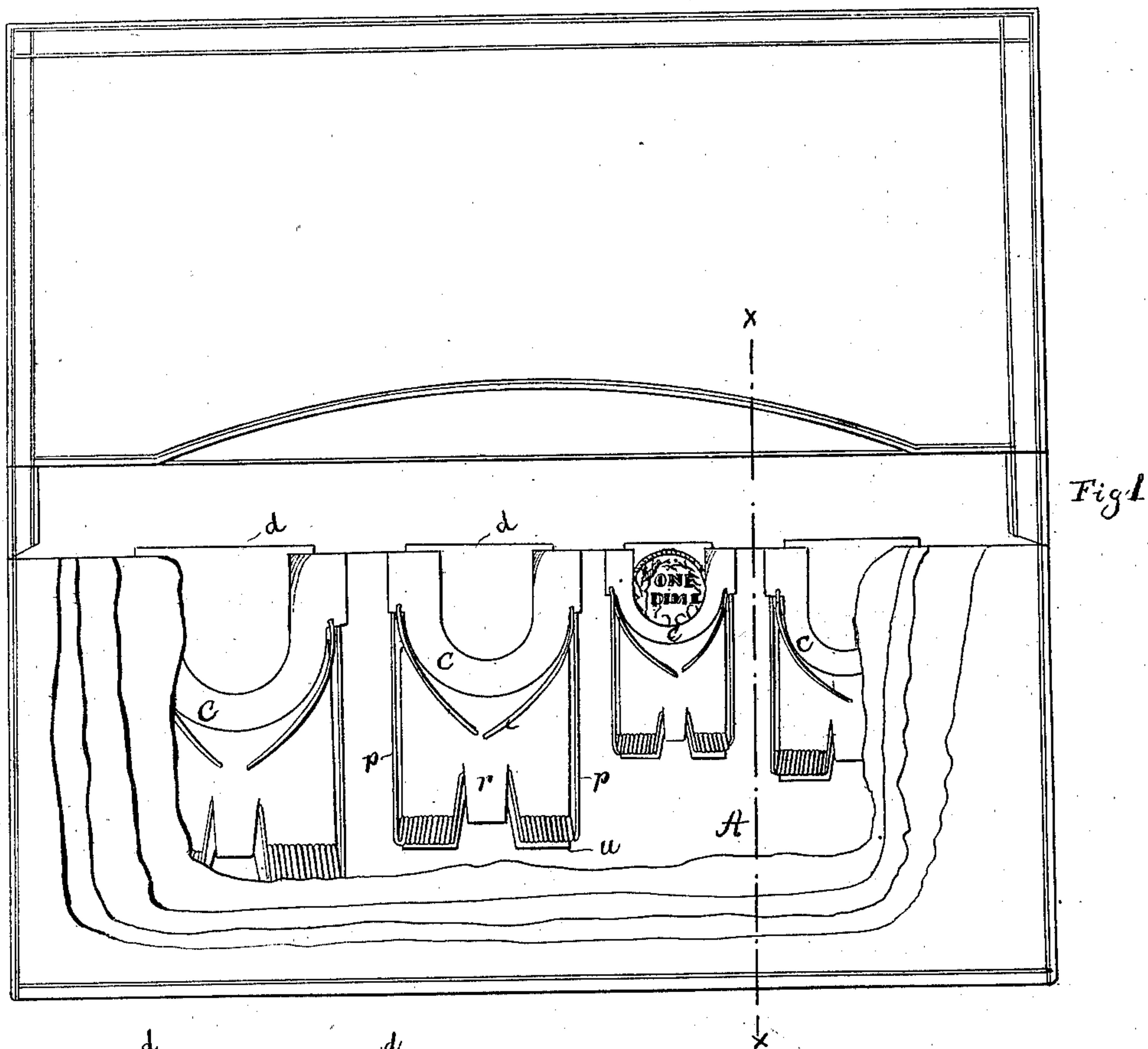


Fig 2

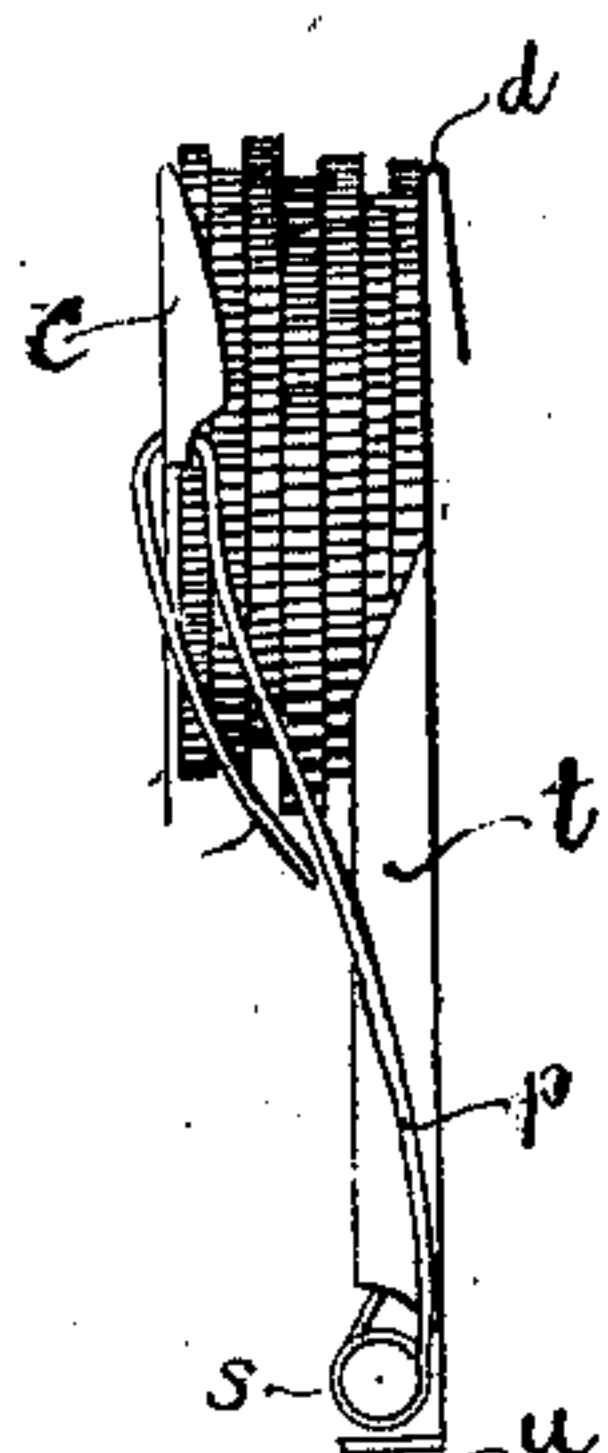


Fig 3

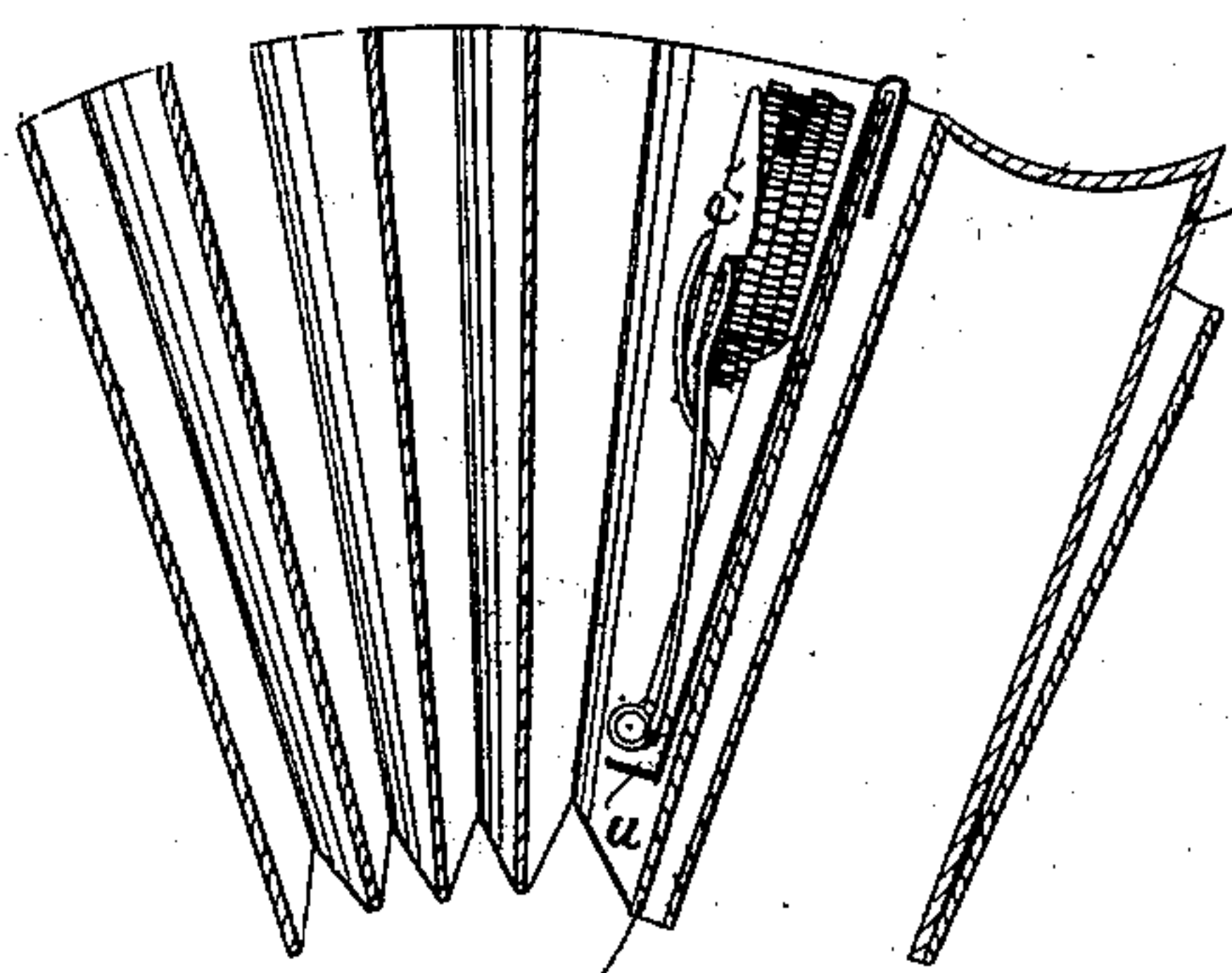


Fig 4

WITNESSES

W. A. Morsell.  
Richd K Evans

INVENTOR

Alfred L. Thurston  
by A. H. Evans & Co  
his attys

# UNITED STATES PATENT OFFICE.

ALLFO L. THURSTON, OF WEST SALEM, WISCONSIN.

## IMPROVEMENT IN COIN-HOLDING ATTACHMENTS.

Specification forming part of Letters Patent No. **216,068**, dated June 3, 1879; application filed April 11, 1879.

*To all whom it may concern:*

Be it known that I, ALLFO L. THURSTON, of West Salem, in the county of La Crosse and State of Wisconsin, have invented a new and Improved Attachment for Pocket-Books in which to Carry Coin; and I hereby declare the following to be a full, clear, and exact description thereof, reference being had to the accompanying drawings, making part of this specification, in which—

Figure 1 is a view of a pocket-book having a portion of the folds cut away to show the coin-holding attachment. Fig. 2 is a side elevation of one of the coin-pockets. Fig. 3 is a side elevation of one of the pockets with coin in it. Fig. 4 is a sectional view on the line *x* *x* of Fig. 1.

The object of my invention is to provide an attachment for pocket-books, so that coins can be conveniently carried and kept classified, whereby a coin of any given denomination is easily picked out.

My invention consists in a series of removable metallic spring-pockets of various widths to suit various-sized coin, as hereinafter more fully described and claimed.

In the said drawings, A represents a leaf of an ordinary pocket-book, to which is attached a series of the coin-holders. These coin-

holders consist of a plate, *r*, having its upper end bent over at *d* to clasp the edge of the pocket-book leaf, and its edges turned up to form sides *t t*.

A pair of spring-arms, *p p*, hold a semicircular clasp, *c*, against plate *r* near its top, and coiled springs *s* actuate these arms, so that when the clasp is against the plate *r* the arms *p p* lie against the sides *t t*. The coins are inserted between plate *r* and clasp *c*, and the yielding of the spring-arms allows the insertion of any number of them.

It is obvious that the coin-pockets have to vary in width as the coins vary. The distance between the sides *t t* should be equal to the diameter of the coin.

Having thus described my invention, what I claim as new, and desire to secure by Letters Patent, is—

A pocket-book provided with a coin-holding device, consisting of the clip *r*, having a bend, *d*, to seize the leaf of the book, the clasp *C*, turned-up edges *t*, and the spring-arms *p*, substantially as described.

ALLFO L. THURSTON.

Witnesses:

A. J. PHILIPS,  
D. C. CHANDLER.