

B. BOHONON.  
Leather-Cutting Punches.

No. 215,870.

Patented May 27, 1879.

Fig. 1

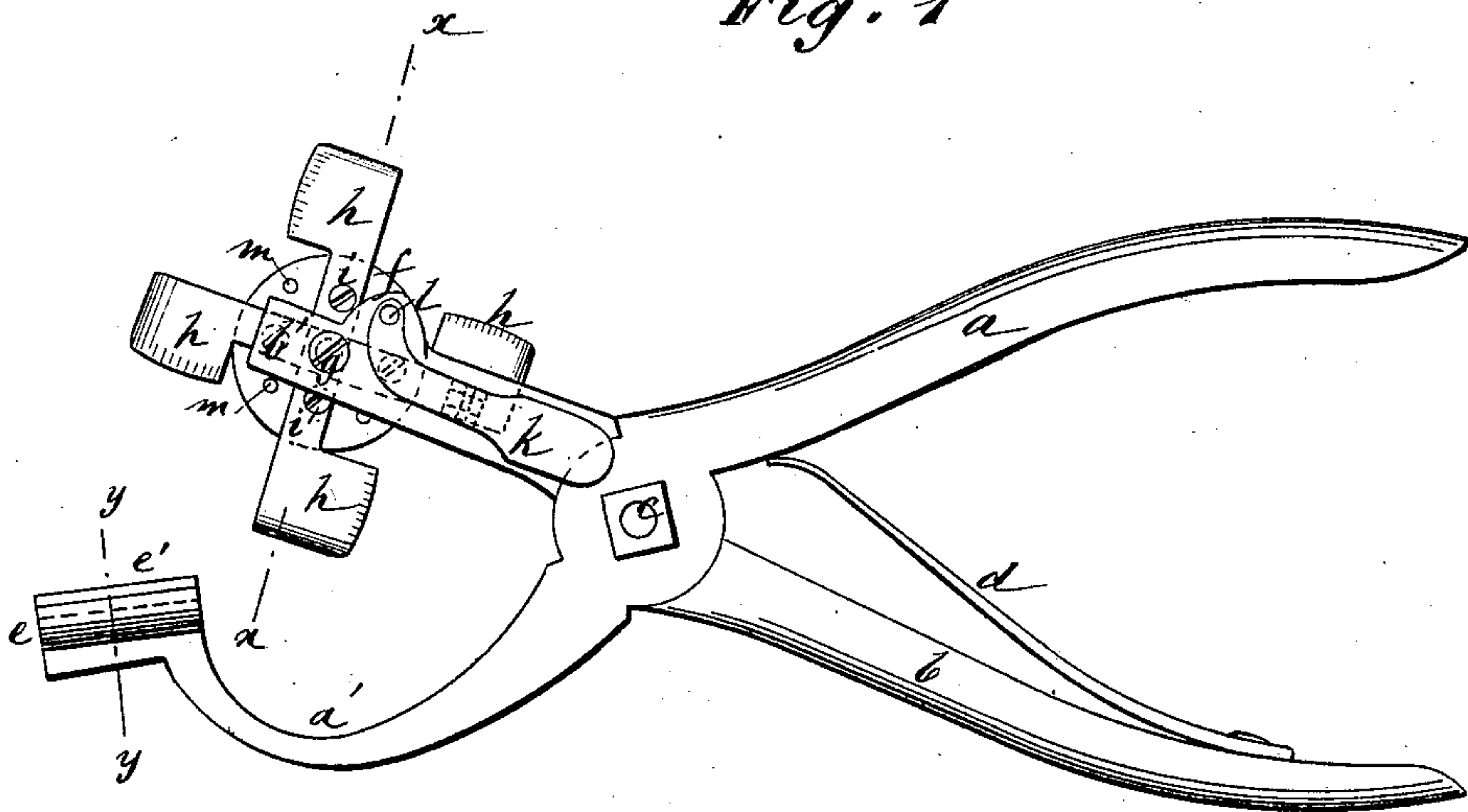


Fig. 2

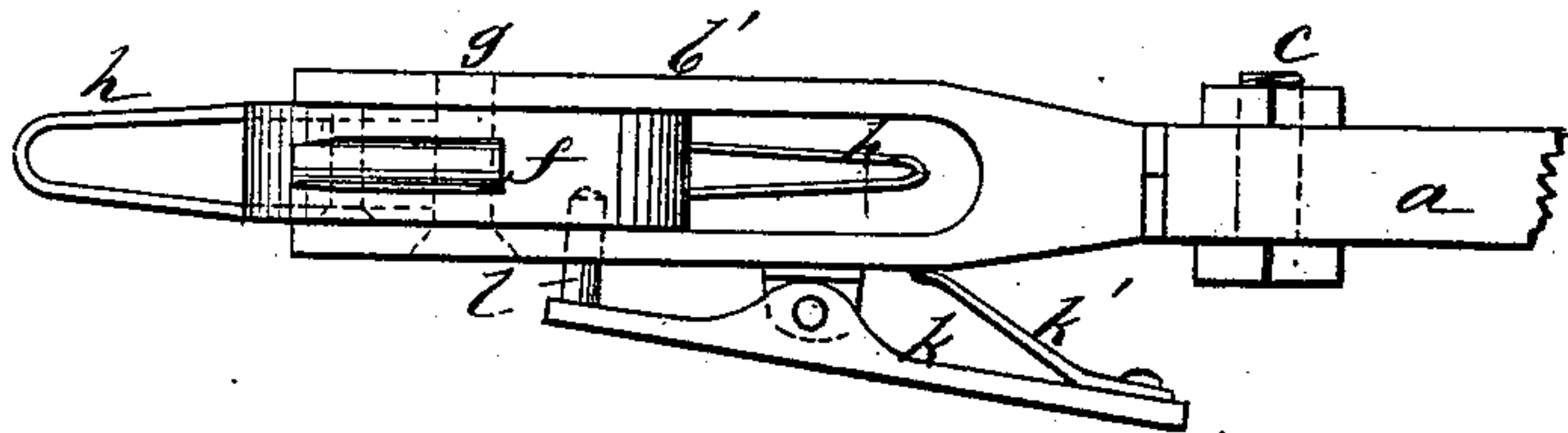


Fig. 3

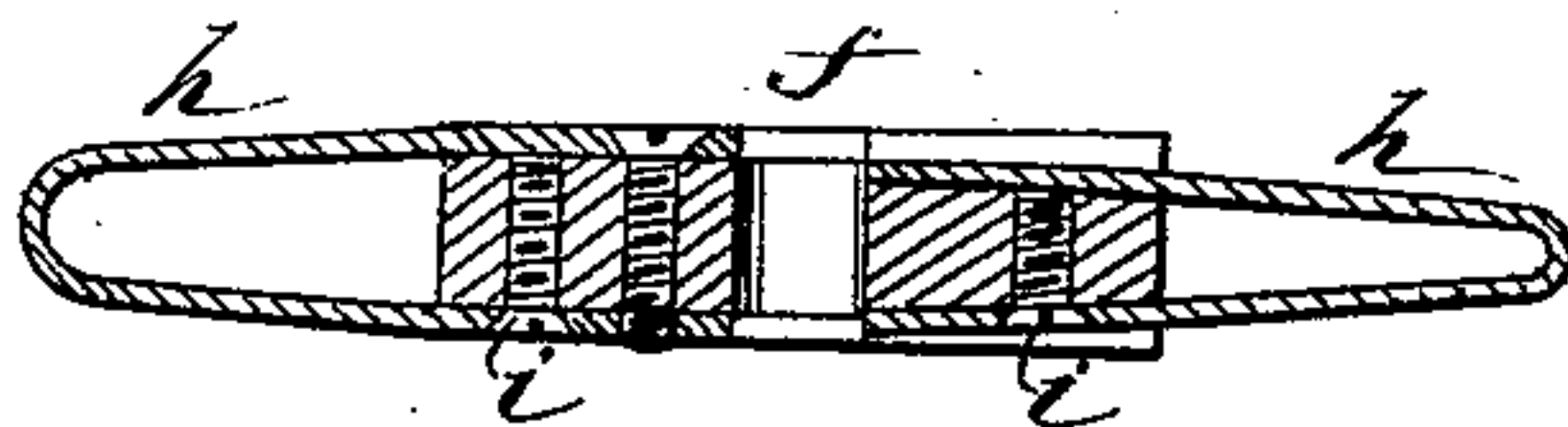
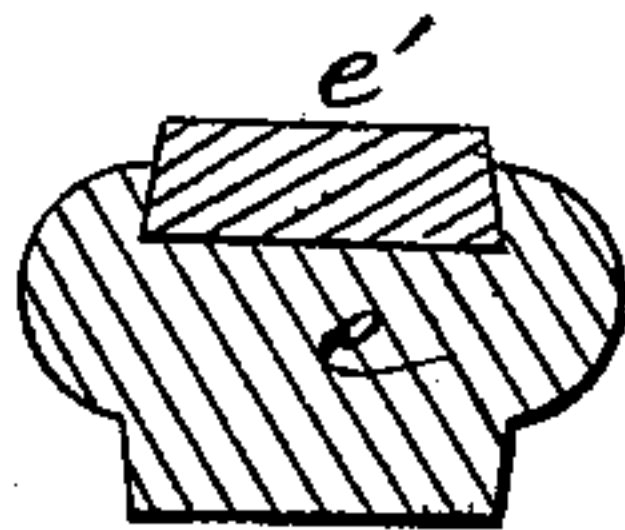


Fig. 4



WITNESSES:  
*C. Neveu*  
*C. Sedgwick*

INVENTOR:  
*B. Bohonon*  
BY *Munroe*  
ATTORNEYS.

# UNITED STATES PATENT OFFICE.

BARTLETT BOHONON, OF WEST FAIRLEE, VERMONT.

## IMPROVEMENT IN LEATHER-CUTTING PUNCHES.

Specification forming part of Letters Patent No. **215,870**, dated May 27, 1879; application filed March 5, 1879.

*To all whom it may concern:*

Be it known that I, BARTLETT BOHONON, of West Fairlee, in the county of Orange and State of Vermont, have invented a new and useful Improvement in Leather-Punches, of which the following is a specification.

My invention relates to a tool for punching holes or slots in leather straps for the insertion of the buckle-tongue in attaching the buckle to the strap; and the invention consists in a hand-punch fitted with a revolving head that carries different-sized cutters, and may be adjusted to bring either of the cutters in position for operation. The cutters are removable for sharpening or substitution of others.

The improved punch is shown in the accompanying drawings, wherein Figure 1 is a side elevation. Fig. 2 is a top view. Fig. 3 is a section through the cutter-head on line *x* *x* of Fig. 1. Fig. 4 is a cross-section of the anvil on line *y* *y*.

Similar letters of reference indicate corresponding parts.

In the drawings, *a* *b* are levers pivoted together at *c*, their outer ends forming jaws *a'* *b'*, that are to be closed by operation of the levers, and spring apart when released by spring *d*.

The end of jaw *a'* is formed with a broad face, *e*, that serves as an anvil, the surface of which is formed with a dovetailed mortise to receive a piece, *e'*, of leather or similar soft material, that prevents injury to the edges of the cutters. The jaw *a'* is also curved outward, to give room for the cutters when the jaws are closed.

The jaw *b'* is forked or slotted lengthwise, and carries between its forked ends the circular head *f*, that is retained by a screw-pin, *g*, which passes through the jaw and head *f*, so that *f* may revolve freely thereon.

The head is grooved radially upon its surface to receive the shanks of the cutters *h*, that are held firmly by screws *i*.

I have shown four cutters, *h*, projecting radially from *f*, and by turning head *f* any one of the cutters may be brought to a position where it projects in line of the jaw *b'*, in which position its cutting-edges will come in contact with the anvil-surface *e*, or an interposed strap when the jaws are closed.

The cutters *h* are made of a strip of steel bent double to form V-shaped cutting-edges.

Upon one side of jaw *b'* is a latch-lever, *k*, provided at one end with a right-angled projecting pin, *l*, that passes into any one of the apertures *m* in the side of head *f*, and thereby prevents the head from turning.

The latch *k* is retained in this position by its spring *k'*, and there are four of the apertures *m*, so that any one of the cutters may be held in position for operation. By pressing upon the outer end of *k* the pin *l* is withdrawn and the head may then be turned.

The above-described punch is adapted especially for cutting slots in leather straps at the end where the buckle is to be applied for admission of the buckle-tongue.

In using the tool the end of the strap will be doubled and laid upon the anvil *e*, and the slot cut by compression of levers *a* *b* by hand.

The cutters *h* will be adapted for cutting slots of different sizes, and the cutter of the desired size is readily brought into position for cutting. By this means but one tool is used where four have heretofore been needed.

Each cutter can be separately removed from the head for sharpening or the substitution of another.

Having thus described my invention, I claim as new and desire to secure by Letters Patent—

1. The combination, in a leather-punch, of the jaw *a'*, provided with the anvil *e*, having a dovetail mortise for the reception of the piece *e'*, and the jaw *b'*, provided with the circular cutter-head having radial grooves for the reception of the shanks of the cutters *h*, which are secured therein by the screws *i*, and with holes *m*, for the reception of the pin *l* of the lever *k*, substantially as shown and described, and for the purpose set forth.

2. The cutters *h*, having V-shaped cutting-edges, and secured in the radial grooves of the cutter-head by the screws *i*, in combination with the jaw *a'*, provided with the anvil *e*, substantially as herein shown and described.

BARTLETT BOHONON.

Witnesses:

E. S. BERRY,  
ALVAH BEAN.