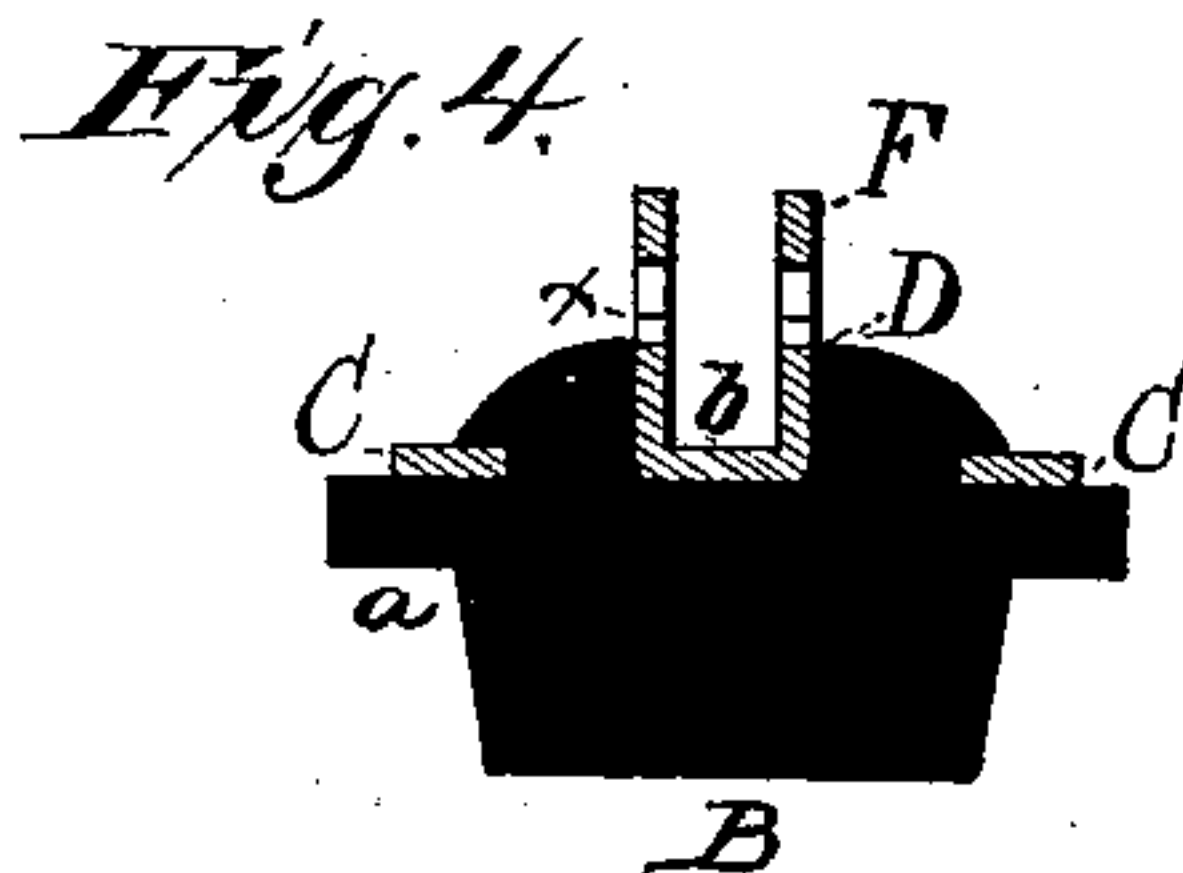
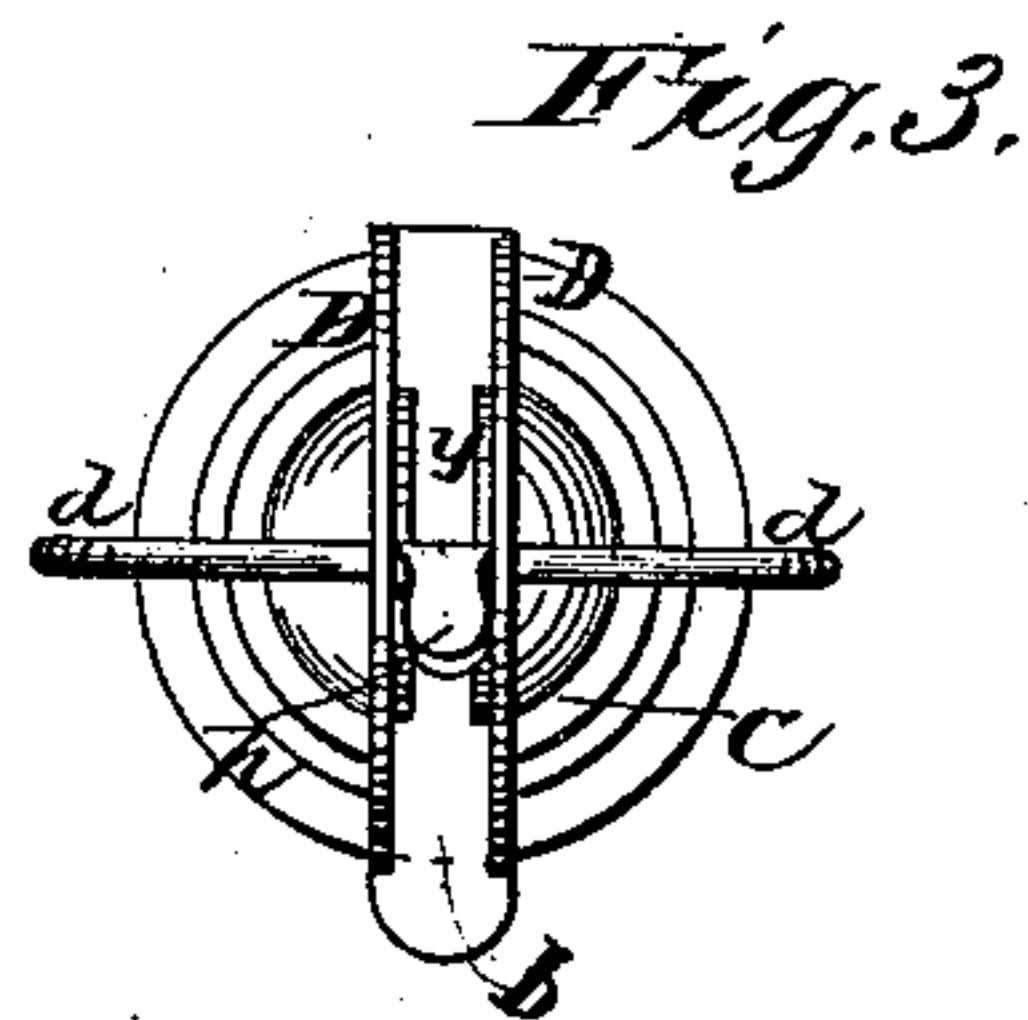
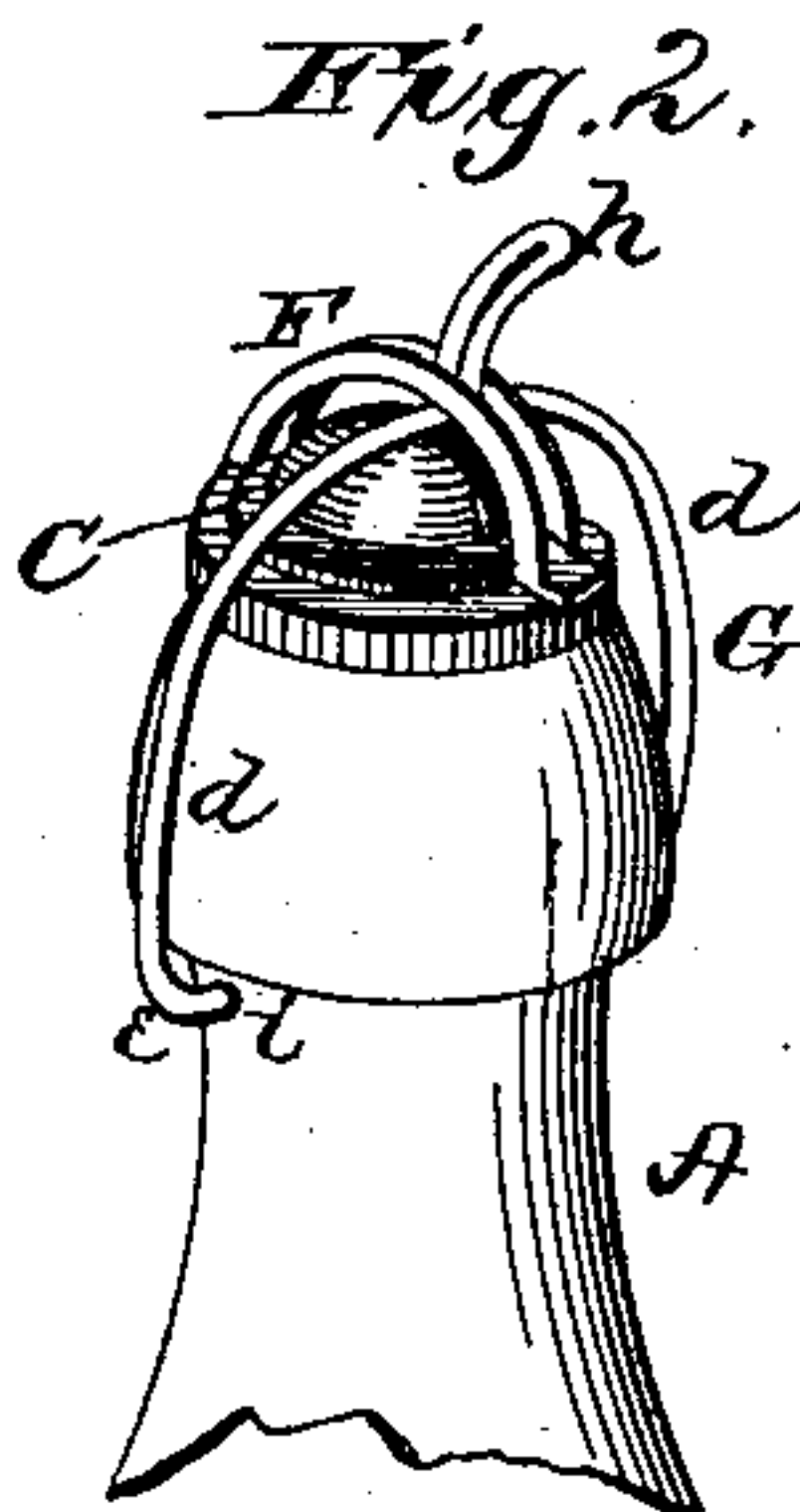

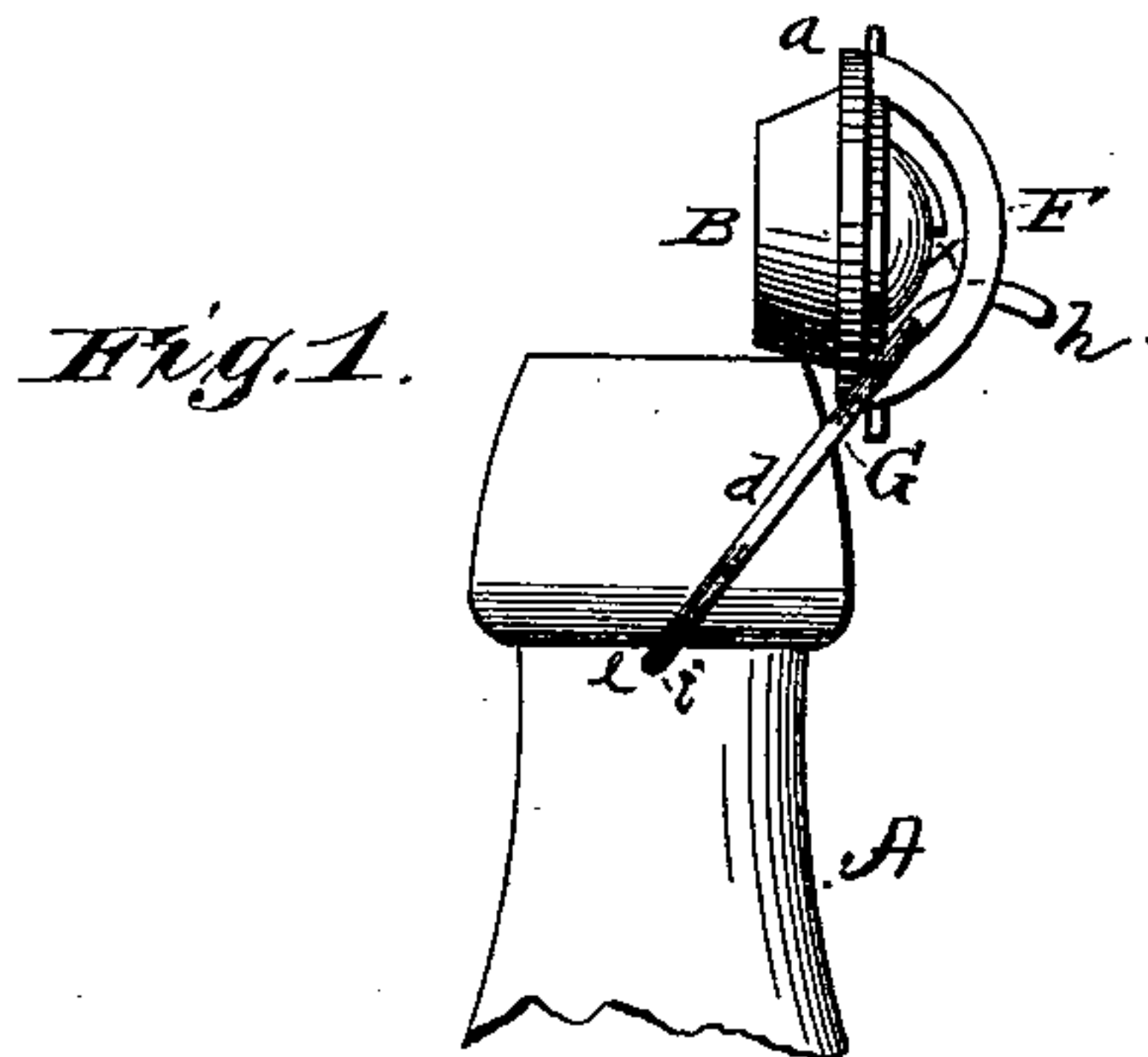


A. W. PORTER.
Bottle-Stopper Fastening.

No. 215,668.

Patented May 20, 1879.



Witnesses,
A. L. Curraud
J. J. McCarthy.

Inventor,
A. W. Porter
Alexander Mason
Attorneys.

UNITED STATES PATENT OFFICE.

ANCEL W. PORTER, OF WILKESBARRE, PENNSYLVANIA.

IMPROVEMENT IN BOTTLE-STOPPER FASTENINGS.

Specification forming part of Letters Patent No. **215,668**, dated May 20, 1879; application filed April 23, 1879.

To all whom it may concern:

Be it known that I, ANCEL W. PORTER, of Wilkesbarre, in the county of Luzerne, and in the State of Pennsylvania, have invented certain new and useful Improvements in Bottle-Stopper Fastenings; and do hereby declare that the following is a full, clear, and exact description thereof, reference being had to the accompanying drawings, and to the letters of reference marked thereon, making a part of this specification.

The nature of my invention consists in the construction of a bottle-stopper and fastening, as will be hereinafter more fully set forth.

In order to enable others skilled in the art to which my invention appertains to make and use the same, I will now proceed to describe its construction and operation, referring to the annexed drawings, in which—

Figure 1 is a side view of my invention, showing the stopper open. Fig. 2 is a similar view, showing the stopper closed. Figs. 3, 4, and 5 are detailed views of the invention.

A represents a bottle, and B is a rubber stopper made to fit therein, and with a shoulder at *a* to rest upon the edge of the mouth of the bottle, as shown.

The fastening is made in two parts. One part is struck up of sheet metal, to form a ring, C, across the center of which is left a bar, *b*, and on each side of this bar is a side wing, D, turned upward. These wings are that part of the metal which would otherwise be between the bar *b* and inner edge of the ring C. The upper edges of the wings D are cut eccentrically at *y*, and form shoulders at *x*, as shown. From the same piece of metal are also struck up two guides, F F, from the outer periphery of the ring C, and turned upward over the wings D, leaving a suitable space between said wings and the guides.

The other part of the fastening is made of

a single piece of wire, bent to form the side arms *d d*, and center thumb-piece *h*, the arms *d* having at their ends inward projections *e*, which are sprung into recesses *i*, formed on opposite sides in the neck of the bottle, this part of the fastening thus constituting a pivoted bail, G. This bail is inserted between the wings D and guides F, and the thumb-piece *h* projects between the two guides, as shown.

By placing the stopper B in the bottle, and then turning the bail so as to pass over the eccentric edges *y* of the wings D against the shoulders *x*, the stopper is pressed down and held air-tight.

The fastening is easily manipulated, cheap, and durable, and not liable to get out of order.

The rubber stopper B is cut or shaped in such a manner that parts of the rubber project between the wings D and ring C, and the stopper is held therein by the expansion of the rubber.

Having thus fully described my invention, what I claim as new, and desire to secure by Letters Patent, is—

1. In a bottle-stopper fastening, the ring C, side wings D, with eccentric edges *y* and shoulders *x*, and the guides F, all struck up of a single piece of sheet metal, substantially as herein set forth.

2. The combination of the rubber stopper B, the ring C, with side wings D and guides F, and the bail G, with thumb-piece *h* and projections *e*, substantially as and for the purposes herein set forth.

In testimony that I claim the foregoing I have hereunto set my hand this 23d day of April, 1879.

ANCEL W. PORTER.

Witnesses:

J. J. MCCARTHY,
H. J. ENNIS.