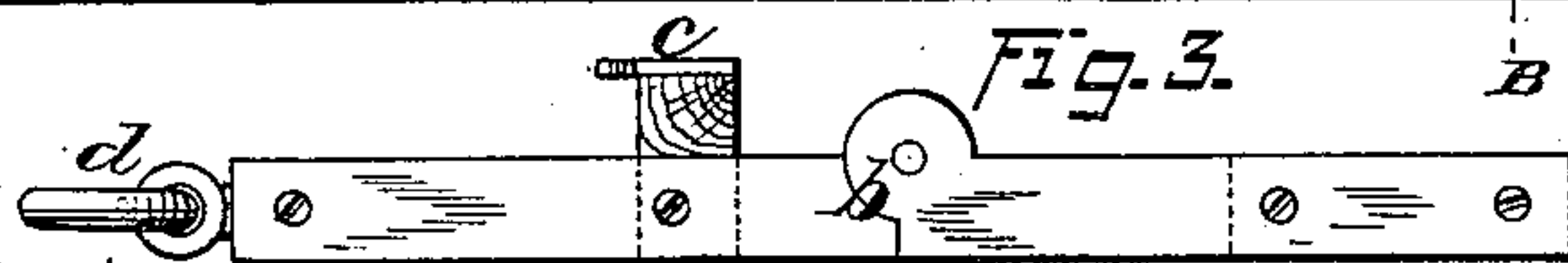
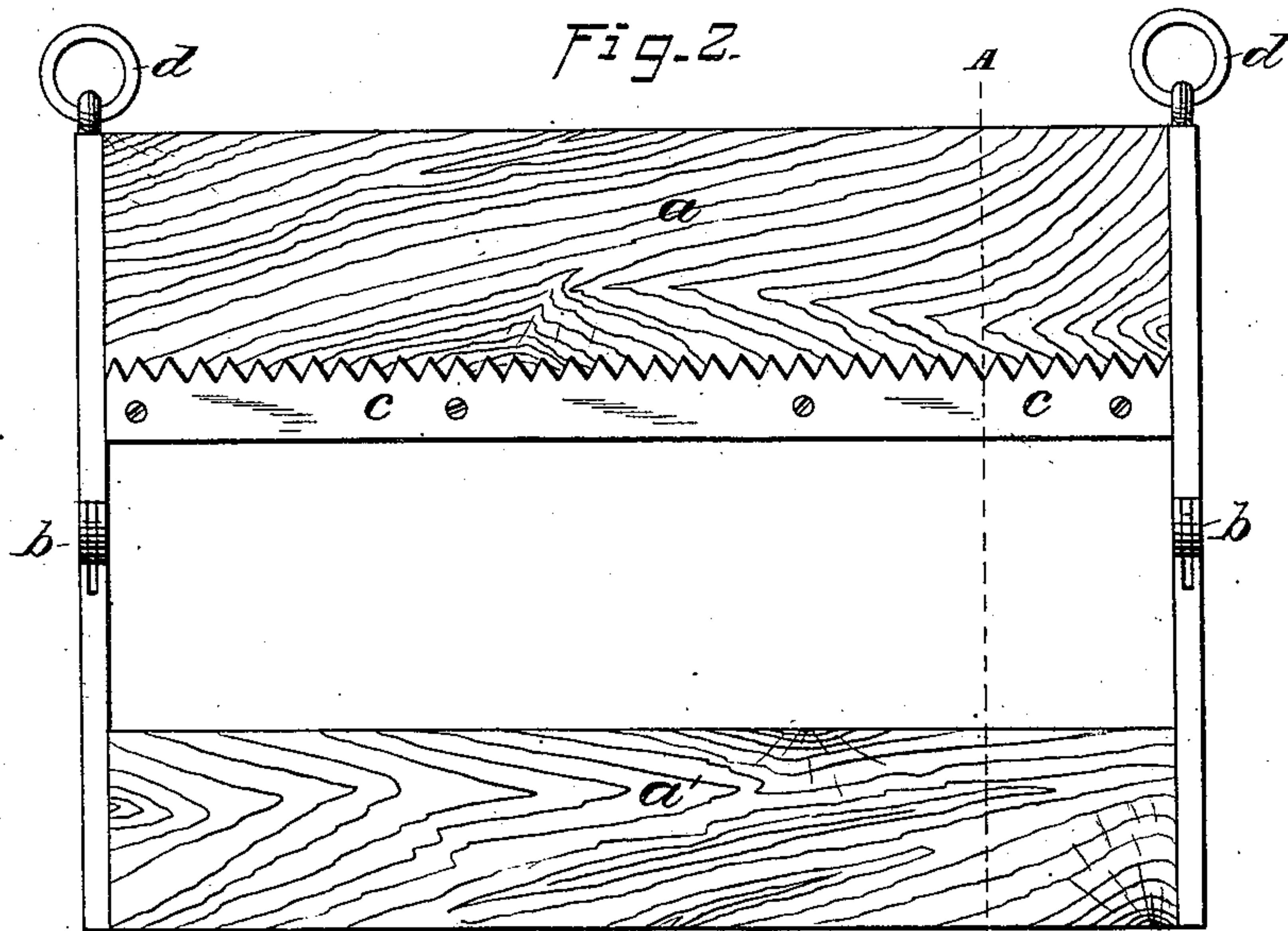
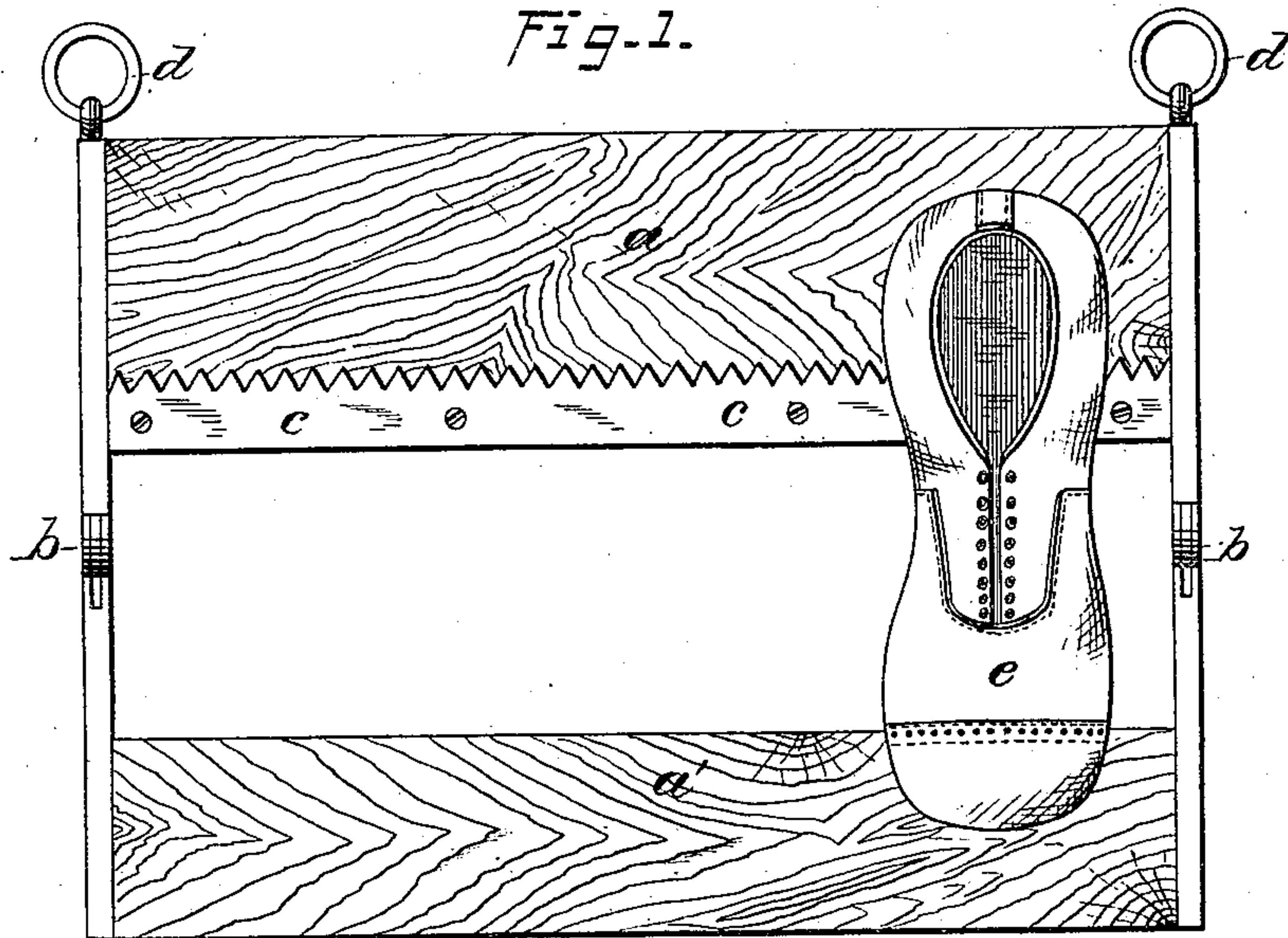


H. C. MACDONALD.
Boot-Rack.

No. 215,641.

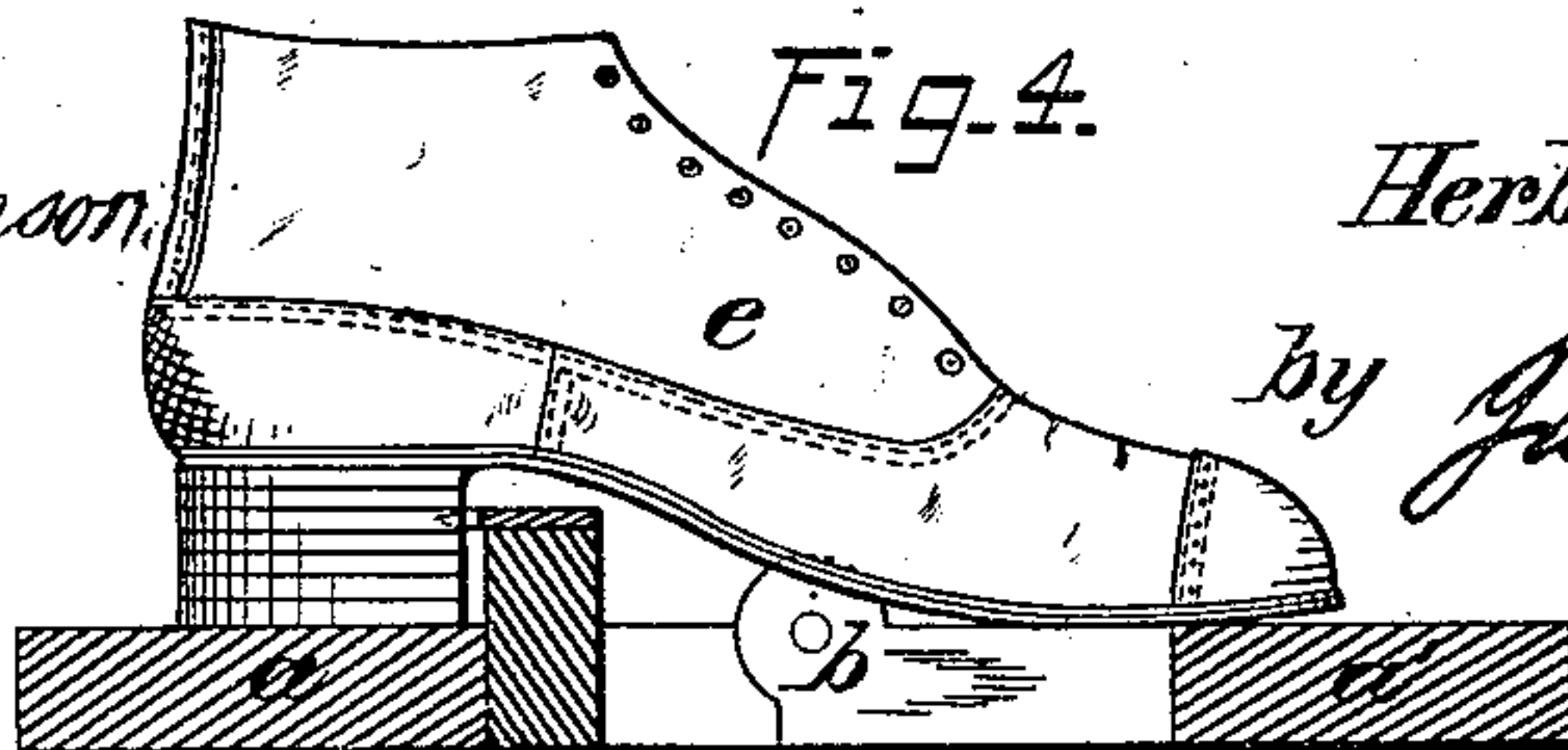
Patented May 20, 1879.



WITNESSES=

Jas. C. Hutchinson,

J. A. Rutherford



INVENTOR.

Herbert C. Macdonald,

by James L. Norris,
Attorney.

UNITED STATES PATENT OFFICE.

HERBERT C. MACDONALD, OF BRIGHTON, ENGLAND.

IMPROVEMENT IN BOOT-RACKS.

Specification forming part of Letters Patent No. **215,641**, dated May 20, 1879; application filed January 24, 1879.

To all whom it may concern:

Be it known that I, HERBERT CHAMBERS MACDONALD, of Brighton, England, have invented a new and useful Improved Boot and Shoe Rack, which improvements are fully set forth in the following specification, reference being had to the accompanying drawings.

This invention is designed for the purpose of providing a means or apparatus which can be suspended or affixed to the wall of any apartment, or to any other surface, and on which heeled boots and shoes can, without soiling or defacing the coloring or paper of such wall, be conveniently suspended.

The apparatus may be constructed of two pieces of wood or other material, hinged or otherwise connected together at a suitable distance, so that when the heels of the boots and shoes are held in position on the rack, by means of a serrated or plain-edged piece of metal or other material, (which may be attached in various ways to, or may be made in one piece with, the upper piece of wood or other material,) the soles of the boots and shoes rest against the lower piece of wood or other material, and thereby prevent the boots and shoes from soiling the wall or other surface.

Into the upper piece of wood or other material rings or eyes are screwed or otherwise attached; or rings may be fitted into the end of the hinge, so that the apparatus may be conveniently hung on hooks, pegs, or nails against the wall or other surface; or, if preferred, the apparatus may be attached by screws or otherwise to the wall or other surface; or it may be constructed with two or more brackets, so as to make the apparatus stand at an angle, the lower part being farthest from the wall or other surface.

In order that my said invention may be fully understood, I now proceed more particularly

to describe the same by the aid of the accompanying sheet of drawings, in which the same letters in the several figures represent the same parts.

Figure 1 represents a front view of the rack or apparatus. *a a'* are the two pieces of wood or other material. *b b* are hinges, connecting the two pieces *a a'*, by means of which the lower piece, *a'*, may be folded over the upper piece, *a*, when the rack is not in use. *c* is the serrated piece of metal or other material on which the heels of the boots and shoes are suspended. *d d* are the rings or eyes by means of which the apparatus is hung against the wall or other surface. *e* represents a shoe in position on the rack.

Fig. 2 is a front view of the apparatus without the shoe. Fig. 3 is an end view of apparatus. Fig. 4 is a sectional view on line A B, Fig. 2, showing a shoe in position on the rack.

Having now fully described my invention and explained the construction and operation thereof, I claim—

1. A boot or shoe rack consisting of a suitable back piece having means for suspending it, and the longitudinal toothed or serrated bar secured to and projecting laterally from the back, for engaging with and retaining the heels of boots and shoes, substantially as shown and described.

2. The shoe-rack composed of the parts *a a'*, hinged together, and the serrated metal piece or bar *c*, supported in front of said part *a*, substantially as described.

H. C. MACDONALD.

Witnesses:

THOMAS A. WARRINGTON,
Of 30 King Street, Cheapside, London.
ALFRED ELLIOT,
Of 30 King Street, Cheapside, London.