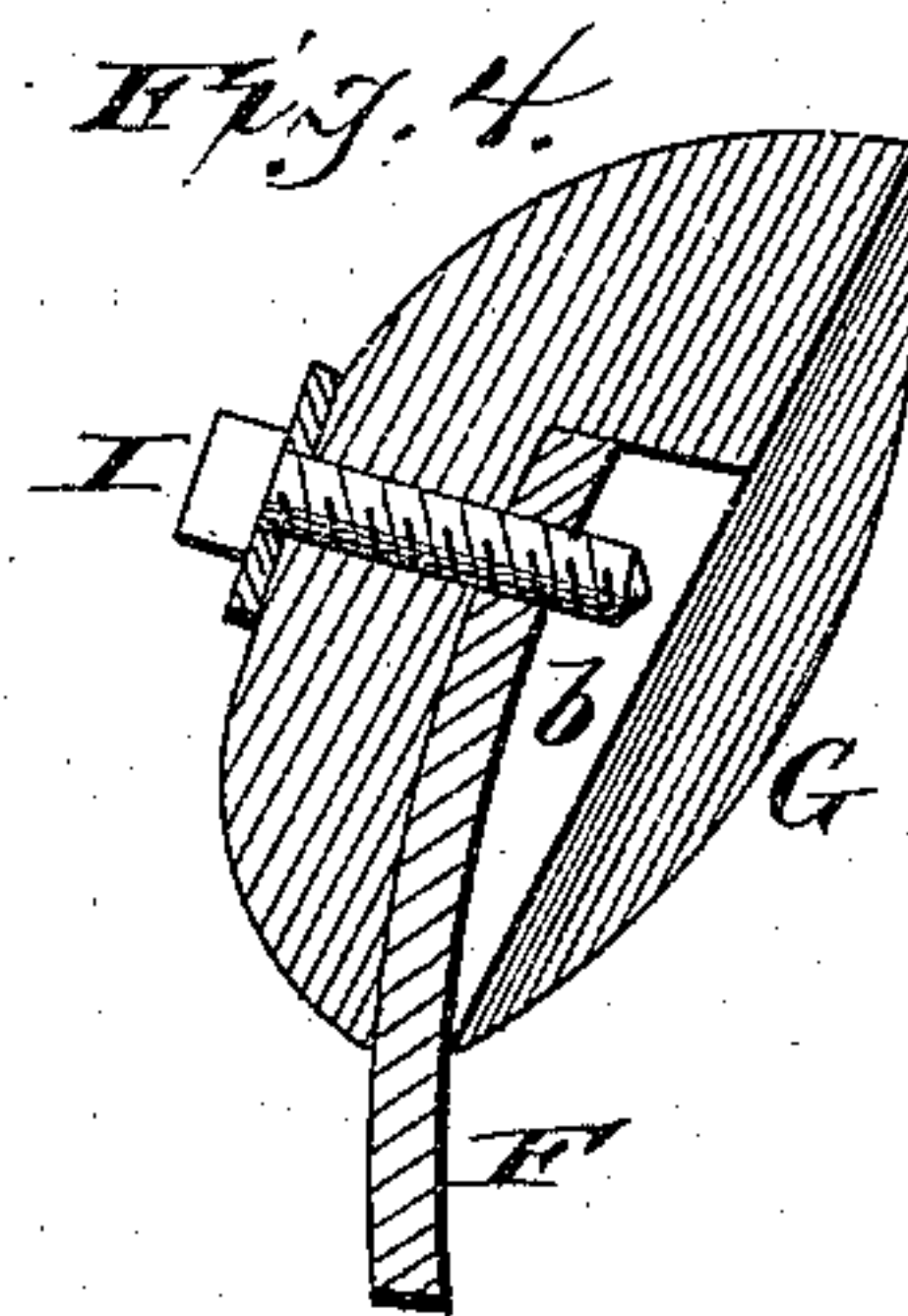
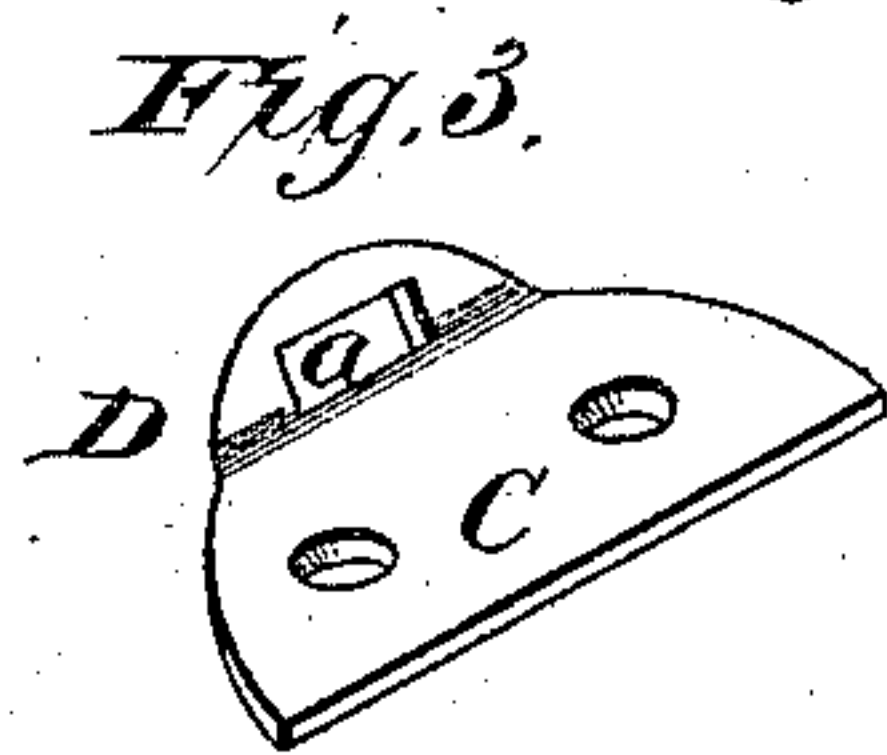
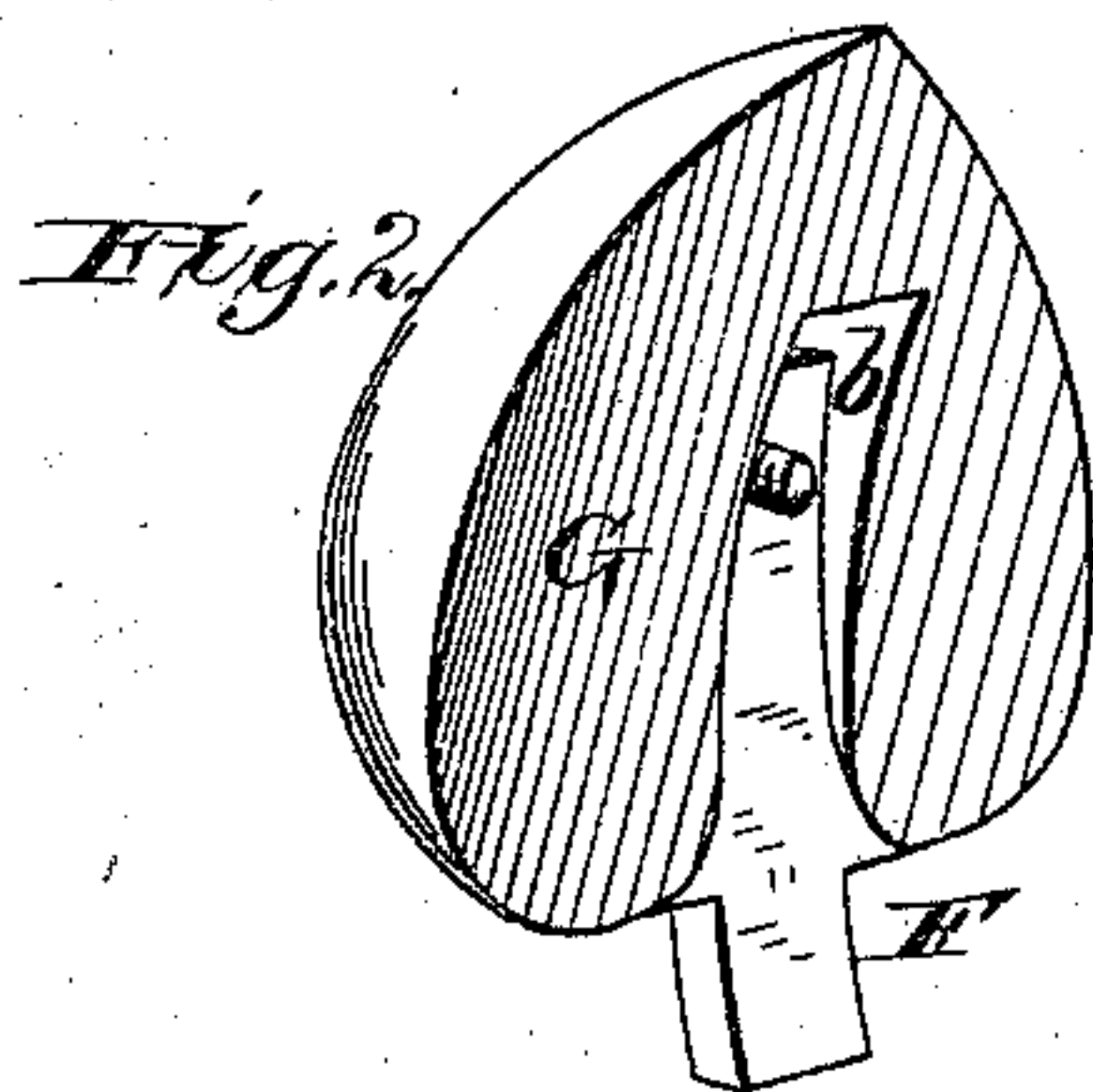
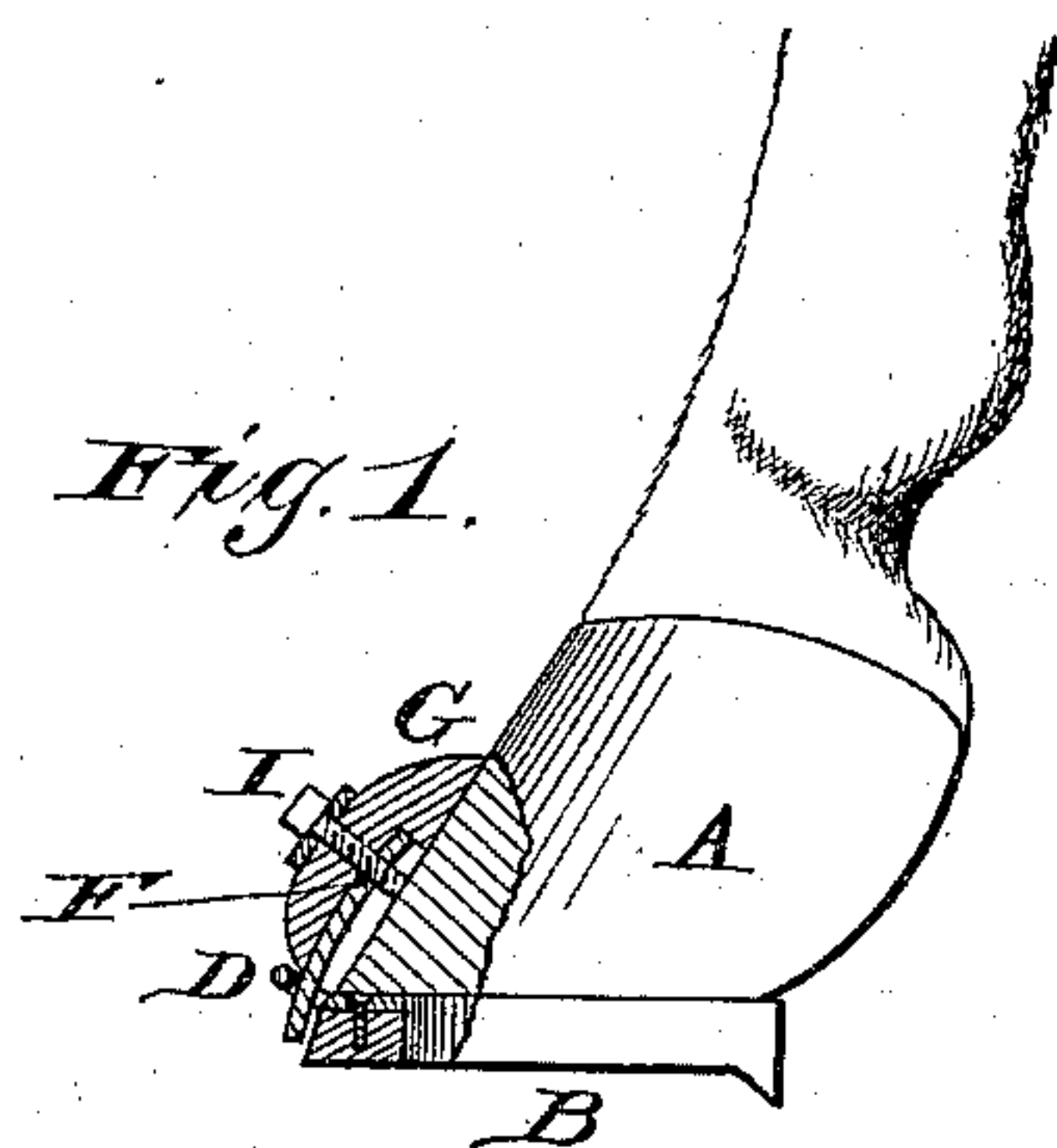


A. D. ADAMS.
Horseshoe-Weight.

No. 215,550.

Patented May 20, 1879.



WITNESSES
P. L. Curran
H. Aubrey Troutman

INVENTOR
A. D. Adams
Alexander Mason
ATTORNEYS

UNITED STATES PATENT OFFICE

ARCHIBALD D. ADAMS, OF PROPHETSTOWN, ILLINOIS, ASSIGNOR OF ONE-HALF HIS RIGHT TO DANIEL T. VAN ANTWERP, OF SAME PLACE.

IMPROVEMENT IN HORSESHOE-WEIGHTS.

Specification forming part of Letters Patent No. **215,550**, dated May 20, 1879; application filed March 25, 1879.

To all whom it may concern:

Be it known that I, ARCHIBALD DAVID ADAMS, of Prophetstown, in the county of Whiteside and in the State of Illinois, have invented certain new and useful Improvements in Horseshoe-Weights; and do hereby declare that the following is a full, clear, and exact description thereof, reference being had to the accompanying drawings, and to the letters of reference marked thereon, making a part of this specification.

The nature of my invention consists in the construction and arrangement of a toe-weight for horseshoes, as will be hereinafter more fully set forth.

In order to enable others skilled in the art to which my invention appertains to make and use the same, I will now proceed to describe its construction and operation, referring to the annexed drawings, in which—

Figure 1 is a section showing the application of my toe-weight. Figs. 2, 3, and 4 are enlarged detailed views of the parts thereof.

A represents a horse-hoof, with a shoe, B, of any suitable construction fastened thereto. On top of the shoe B, at the toe, is secured a plate, C, by means of screws or otherwise, said plate being provided with a lip, D, extending forward beyond the edge of the hoof, and turned slightly upward. In this lip is a slot, *a*, for the insertion of the lower end of the shank F, to which the toe-weight G is connected.

In the back of the weight G is a groove or

recess, *b*, which is deeper at the top than at the bottom.

From the front, through the weight G, is passed a screw, I, which screws through the upper end of the shank, as shown.

To apply the weight to the hoof, the screw I is loosened, when the lower end of the shank can be inserted in the slot *a* of the lip D, and the weight be placed against the front of the hoof. By now tightening the screw I, the upper end of the shank is drawn tightly toward the weight, which makes it bind in the slot at the same time as and because the weight binds against the hoof.

When desired, the weight can easily be removed by simply loosening the screw I.

Having thus fully described my invention, what I claim as new, and desire to secure by Letters Patent, is—

The combination of the plate C, having the slotted lip D, the shank F, and the weight G, having a face-groove with increased depth at the top, and secured in place by a screw, I, and the whole adapted to be applied to a horseshoe, substantially in the manner and for the purposes herein set forth.

In testimony that I claim the foregoing I have hereunto set my hand this 13th day of March, 1879.

ARCHIBALD DAVID ADAMS.

Witnesses:

W. D. SMITH,
H. F. KELLUM.