

T. T. McNISH.
Heel-Plate.

No. 215,532.

Patented May 20, 1879.

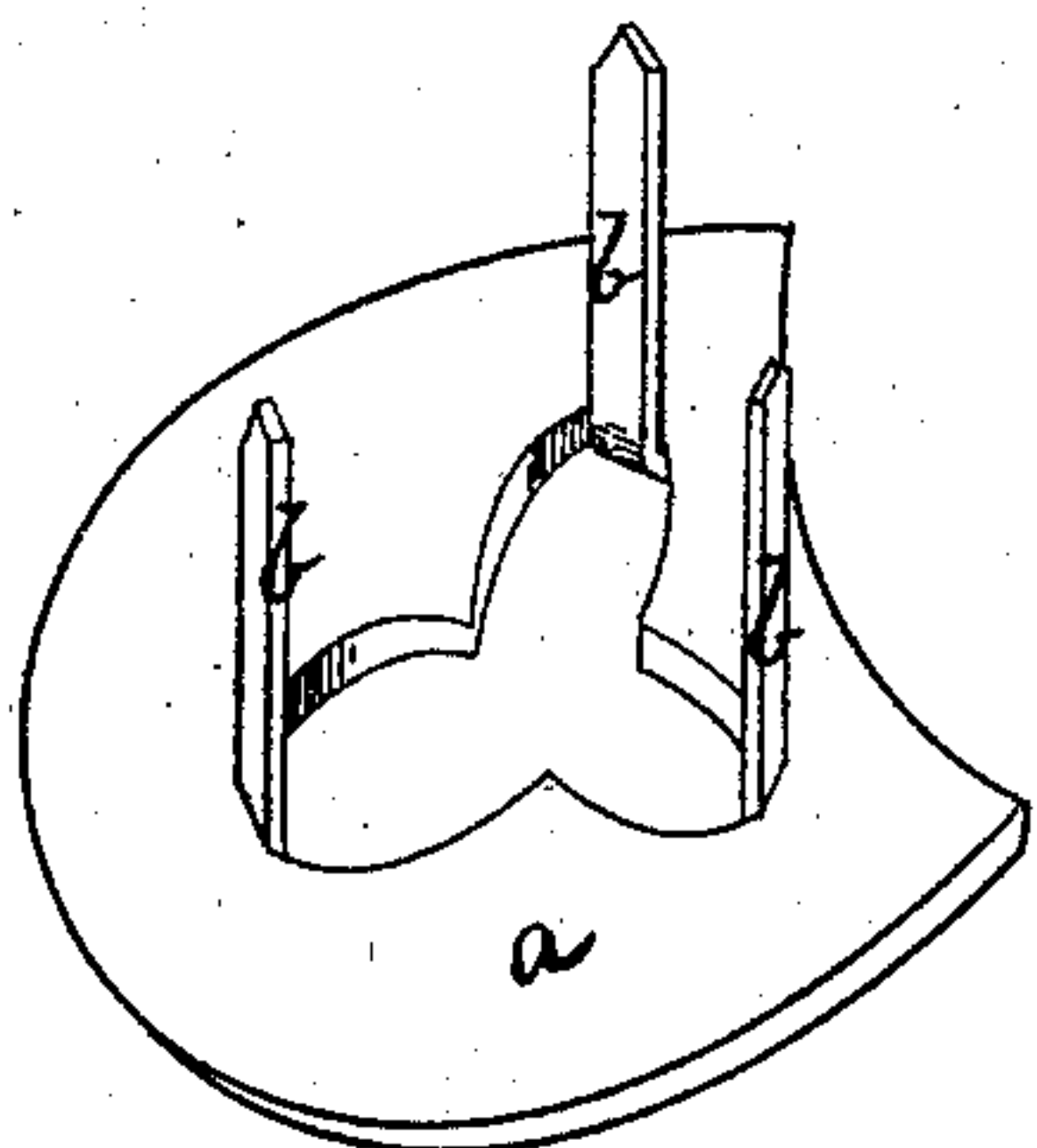


Fig. 1

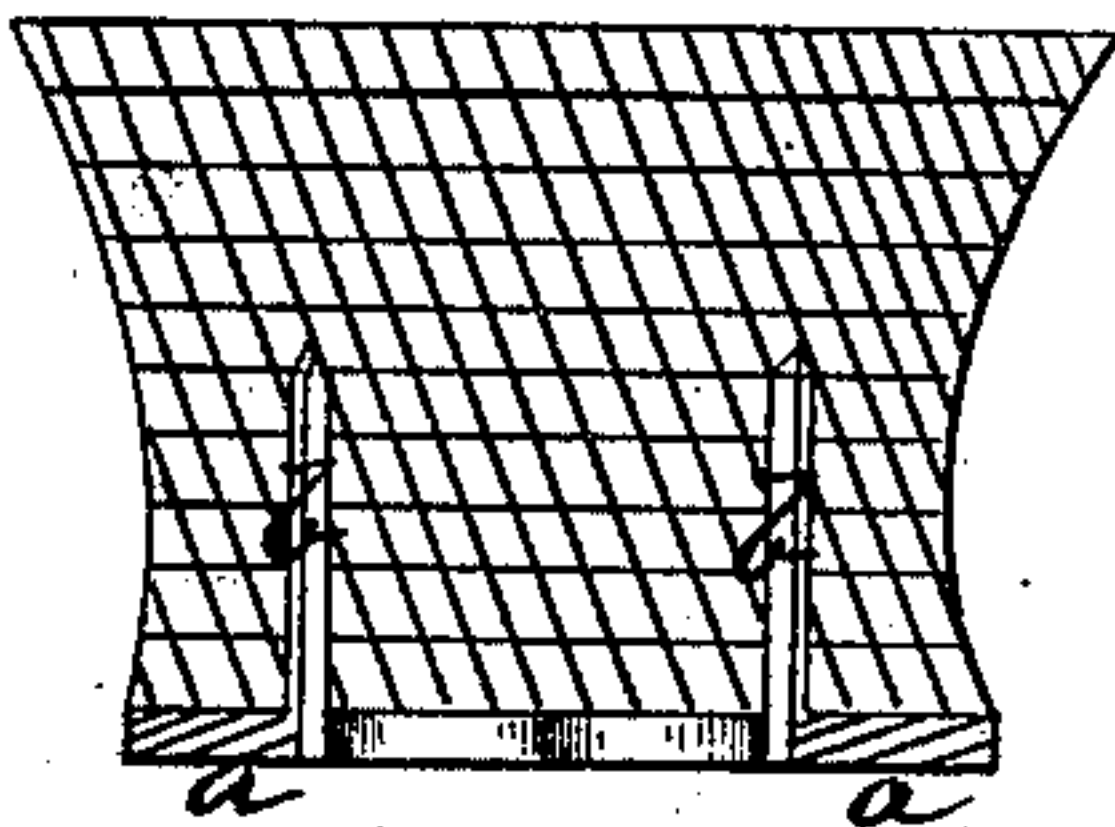


Fig. 3




Fig. 2

Witnesses.

L. C. Fitter
A. P. Schudde

Inventor

Thomas T. McNish

By Bakewell & Kerr
attys

UNITED STATES PATENT OFFICE.

THOMAS T. McNISH, OF ALLEGHENY, PENNSYLVANIA.

IMPROVEMENT IN HEEL-PLATES.

Specification forming part of Letters Patent No. **215,532**, dated May 20, 1879; application filed March 29, 1879.

To all whom it may concern:

Be it known that I, THOMAS T. McNISH, of Allegheny, in the county of Allegheny and State of Pennsylvania, have invented a new and useful Improvement in Heel-Plates; and I do hereby declare the following to be a full, clear, and exact description thereof, reference being had to the accompanying drawings, forming a part of this specification, in which—

Figure 1 is an elevation of a heel-plate embodying my invention. Fig. 2 is a view of the same before the points have been turned up. Fig. 3 is a sectional view of a heel having the heel-plate attached.

Like letters refer to like parts wherever they occur.

My invention relates to the manufacture of what are termed "heel-plates" for boots and shoes; and it consists in forming a heel-plate with a series of three or more attaching points or prongs, substantially equidistant, continuous with, and struck centrally from, the body of metal, whereby a light, strong, readily attachable article is obtained, and one which, when applied to a boot or shoe heel, is not easily displaced.

From various causes, such as the manner of walking, the nature of the leather employed, or the construction of the heel, &c., it frequently happens that the heels of boots and shoes are inclined to wear away more upon one side than the other, thus twisting the shoes or running them over, and lessening their durability. To correct this irregular wear what are termed "heel-plates" are commonly employed, and the same have been heretofore made from both cast and wrought metal by casting, stamping out, or otherwise; but in general they have been more or less heavy, and not readily attached to or detached from the heel, and have necessitated the use of screws and other independent fastenings.

The object of the present invention is to produce a cheap, light, efficient, and easily-attached heel-plate.

I will now proceed to describe my invention, so that others skilled in the art to which it appertains may apply the same.

In the drawings, *a* indicates the heel-plate, the form of which will, of course, vary to meet the demands of the shoe trade. Continuous with the metal of body *a*, I form prongs or points *b*, three or more in number, substan-

tially equidistant, striking the same centrally from the body of the metal sufficiently within the outer edge of the plate and in such relation to each other as to effectually brace the plate and keep it flat against the face of the heel, thus avoiding any tendency of the heel-plate to strip off.

I prefer to stamp out the blank from sheet metal by means of suitable dies, and substantially in the form shown in Fig. 2—that is to say, with slotted center, as at *c c c*, forming tongues *b b*, which can afterward be turned up by suitable tools.

The heel-plate, as shown in Fig. 2, where the tongues are in the same plane as the plate, will form a desirable article of trade, as in such state it can be compactly packed for shipment, the purchaser or user turning up the tongues or points *b* when the plate is to be attached to the heel of a boot or shoe.

The plate will be attached to the heel as follows: The points *b* having been turned up, place the plate on the heel with points against the same; strike the plate slightly, so that the points mark the heel; then remove the plate, and use an awl to make the holes required; then apply the plate and drive it down on the heel. If preferred, the awl-holes may be made slanting; and if malleable metal has been used for the heel-plate, the tongues *b* will be canted or bend and follow the line of the awl-holes, thus increasing the security of the attachment.

I am aware that a flat sectional sheet-metal heel-protector, having prongs projecting from one side thereof, has heretofore been devised, and do not claim the same, as where the points are so arranged with relation to the plate additional screw or like fastenings must be used to insure the plate against stripping off.

Having thus described the nature and advantages of my invention, what I claim, and desire to secure by Letters Patent, is—

The heel-plate having a series of three or more attaching-points, *b*, cut from the central portion of the plate and arranged substantially equidistant, substantially as and for the purpose specified.

In testimony whereof I, the said THOMAS T. McNISH, have hereunto set my hand.

THOMAS T. McNISH.

Witnesses:

R. H. WHITTLESEY,
T. B. KERR.