

J. JORY.  
Seams for Boots and Shoes.  
No. 215,460. Patented May 20, 1879.

Fig. 1.

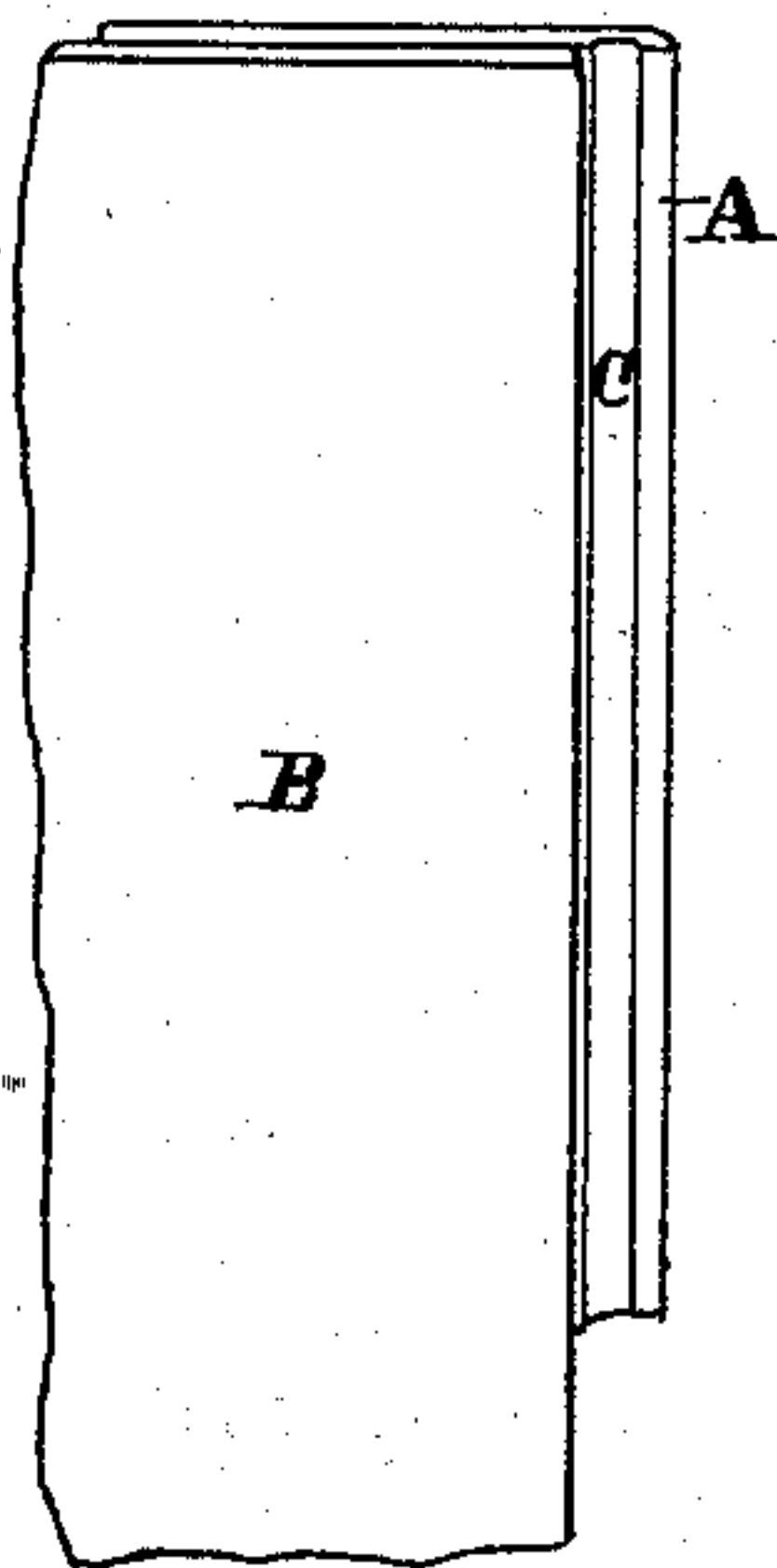


Fig. 2.

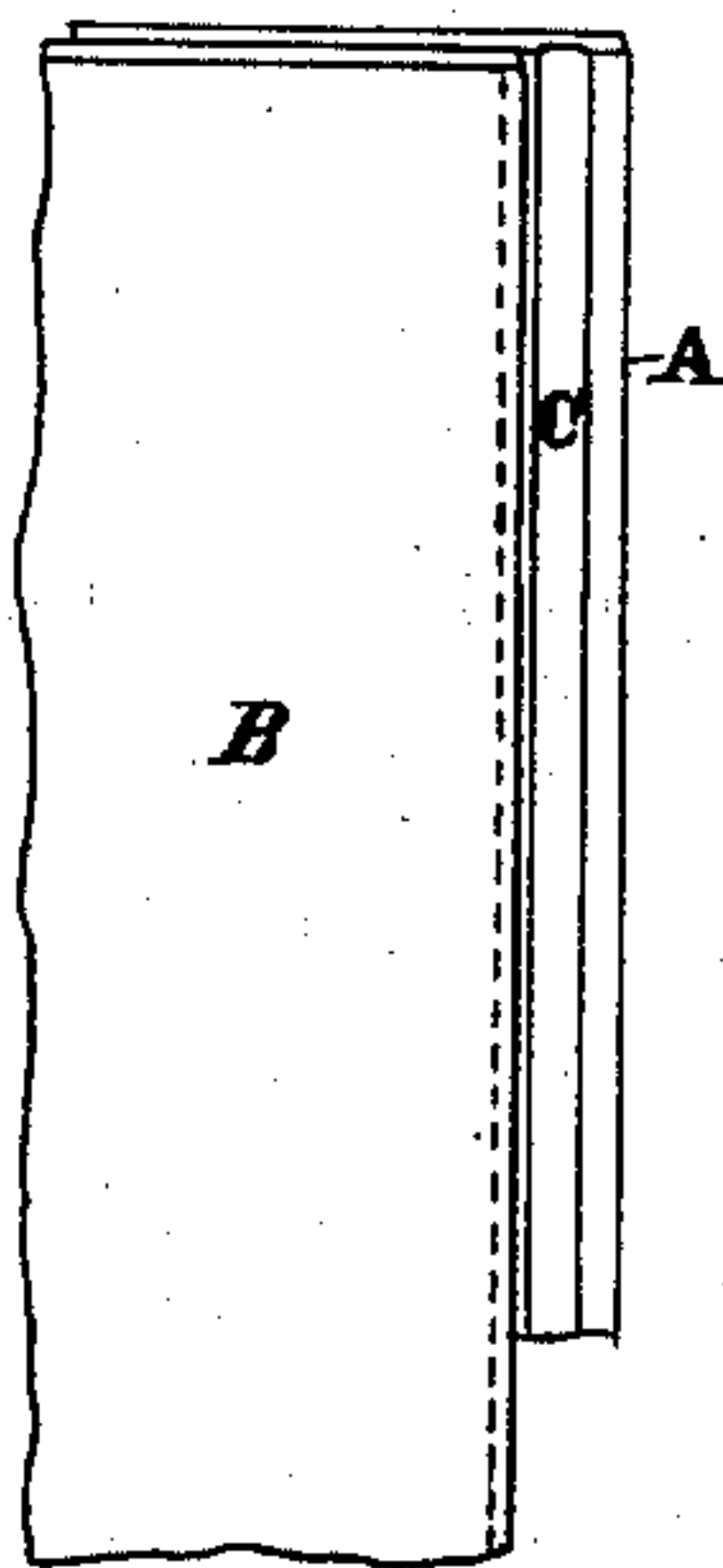


Fig. 3.

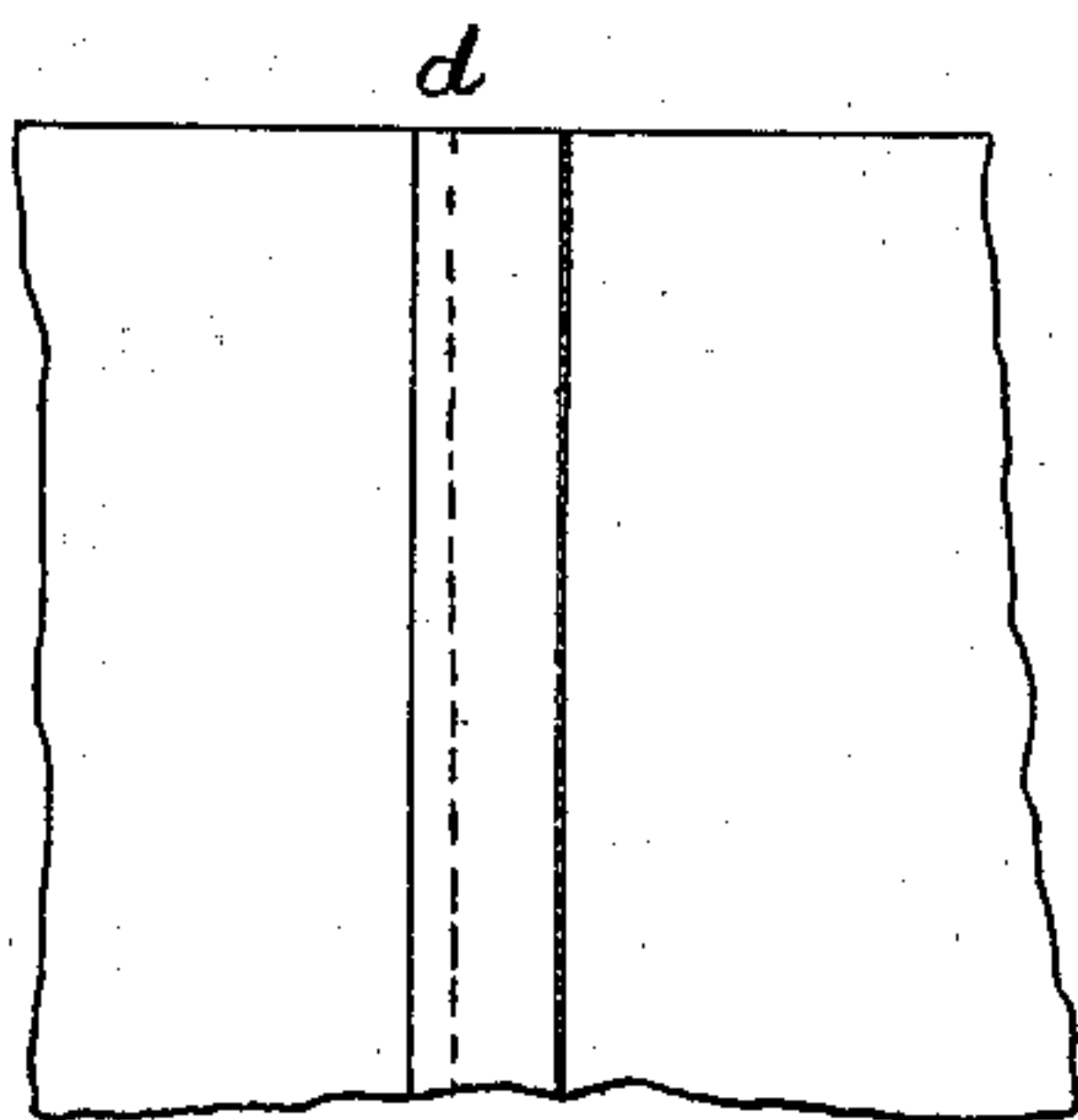
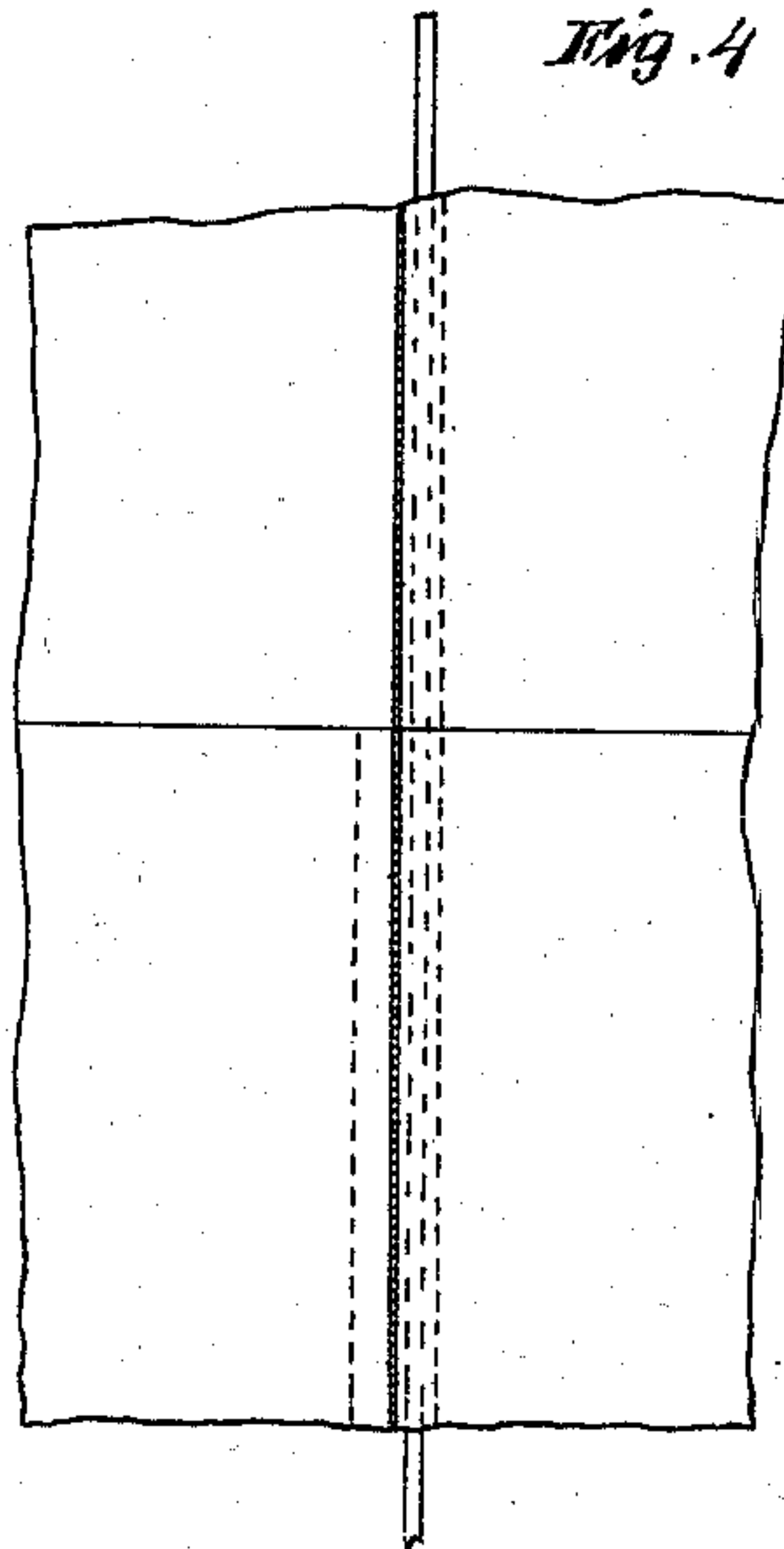


Fig. 4.



Witnesses

Geo. H. Strong.  
Frank A. Brooks



Inventor

John Jory  
By Dewey & Co.  
Attys

# UNITED STATES PATENT OFFICE.

JOHN JORY, OF SAN FRANCISCO, CALIFORNIA.

## IMPROVEMENT IN SEAMS FOR BOOTS AND SHOES.

Specification forming part of Letters Patent No. **215,460**, dated May 20, 1879; application filed March 7, 1879.

*To all whom it may concern:*

Be it known that I, JOHN JORY, of the city and county of San Francisco, and State of California, have invented a Seam for Boots and Shoes; and I hereby declare the following to be a full, clear, and exact description thereof, reference being made to the accompanying drawings.

My invention relates to an improved seam for boots and shoes; and it consists in grooving one side of one piece of the leather, and stitching the edge of the other piece of leather to the inner edge of the groove. This piece of leather is then turned over so that the seam will fit into the groove, and is stitched upon the opposite side, so that the seam is neat and smooth with the heaviest leather. The groove receives and protects the seam from friction, and the seam may be made either with or without a stay, or with or without a cord.

Referring to the accompanying drawings for a more complete explanation of my invention, Figure 1 shows the grooved piece with the edge of the other in position to be stitched. Fig. 2 shows the second piece stitched. Fig. 3 shows the seam from the inside turned over and the stay. Fig. 4 shows the outside of the seam partly single and partly double stitched. Fig. 5 is an edge view.

A B are the two pieces of leather which I employ to form my seam. The piece A has a groove, C, made in the outside near the edge, as shown. The piece B is then laid with its outside upon the outside of the piece A, and with its edge close to the groove, where it is stitched to A. It is then turned over, so that it lies in the proper position as a continuation of the piece A, as shown in Figs. 3 and 4. This causes the seam to fall into the groove, and the piece B is then stitched to the edge of

A outside of the groove by a line of stitching, *d*, parallel with the seam. By this construction the seam will be entirely protected, and cannot wear by friction, and as it lies in the groove it will be perfectly flat and smooth, even with the heaviest leather.

As shown in Fig. 3, a stay may be employed, if desired, and it has this advantage, that it is doubled over the first stitching as a protection. It also makes the seam level on both sides, and is a safeguard against short-grained or harsh leather.

This seam may be formed either with or without a cord, this cord, when used, being placed between the first and second lines of stitching.

In making an ornamental seam, such as is used upon the fronts of ladies' shoes, I make a line of stitching upon each side of the first seam, as shown in Fig. 4.

It is impossible to rip or wear a seam formed as I have described, and it is extremely neat and serviceable for all classes of work.

Having thus described my invention, what I claim as new, and desire to secure by Letters Patent, is—

An improved method of uniting the edges and forming a seam, consisting in forming a groove in one piece near its edge, then stitching the other piece close to the edge of the groove, and afterward turning it over so that the seam falls into the groove, and finally stitching it upon one or both sides of the seam so formed, substantially as herein described.

In witness whereof I have hereunto set my hand.

JOHN JORY.

Witnesses:

GEO. H. STRONG,  
S. H. NOURSE.