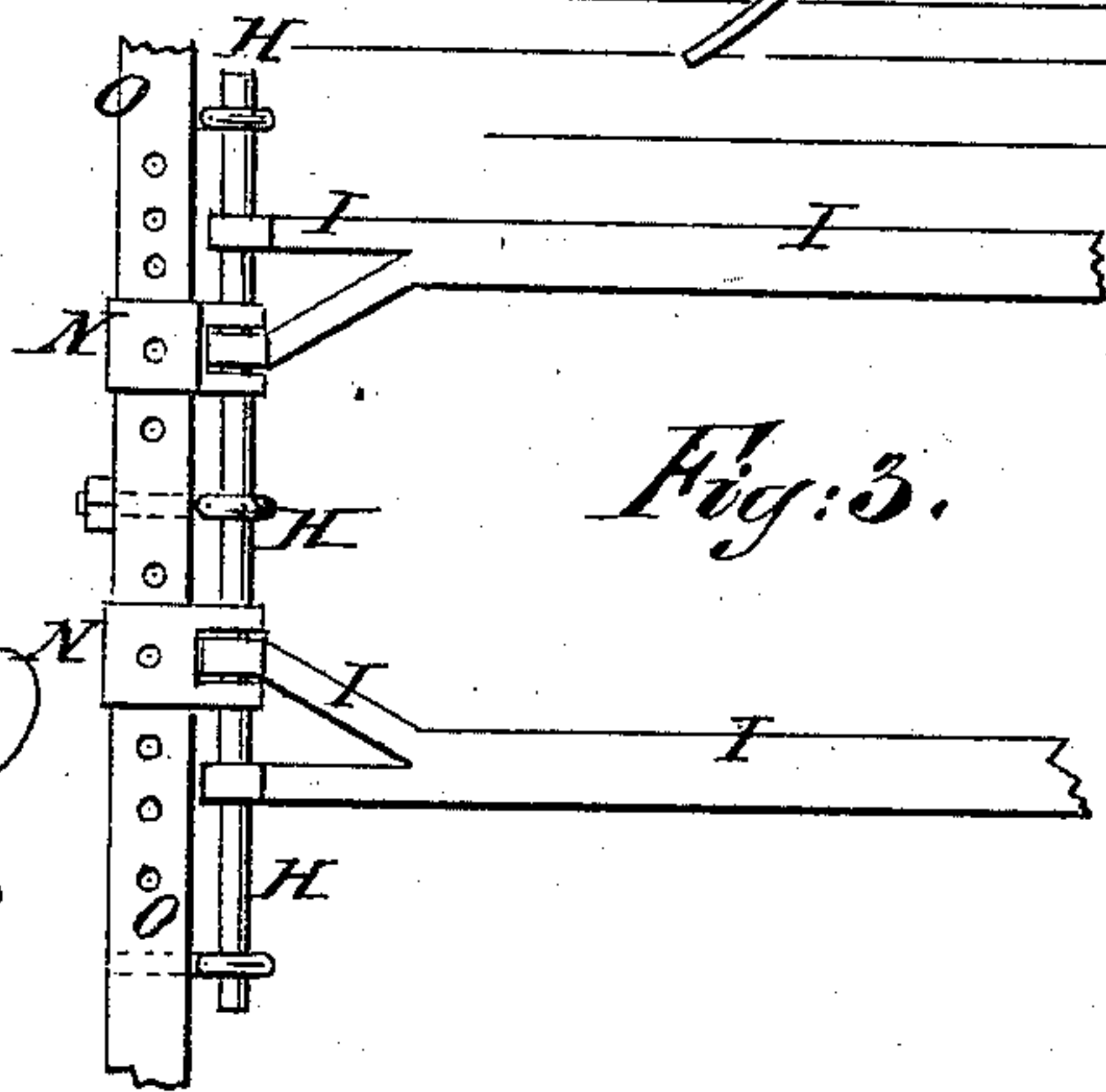
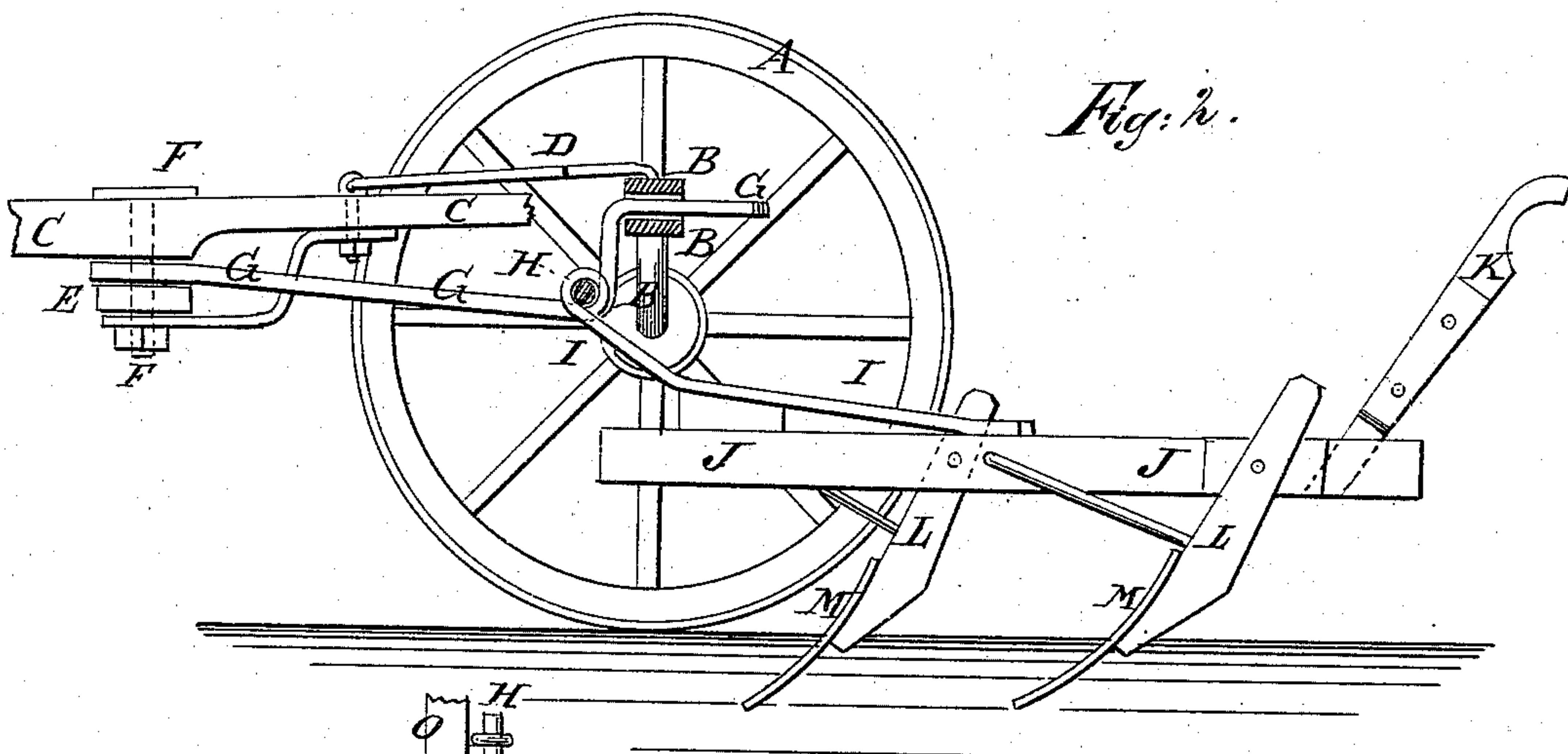
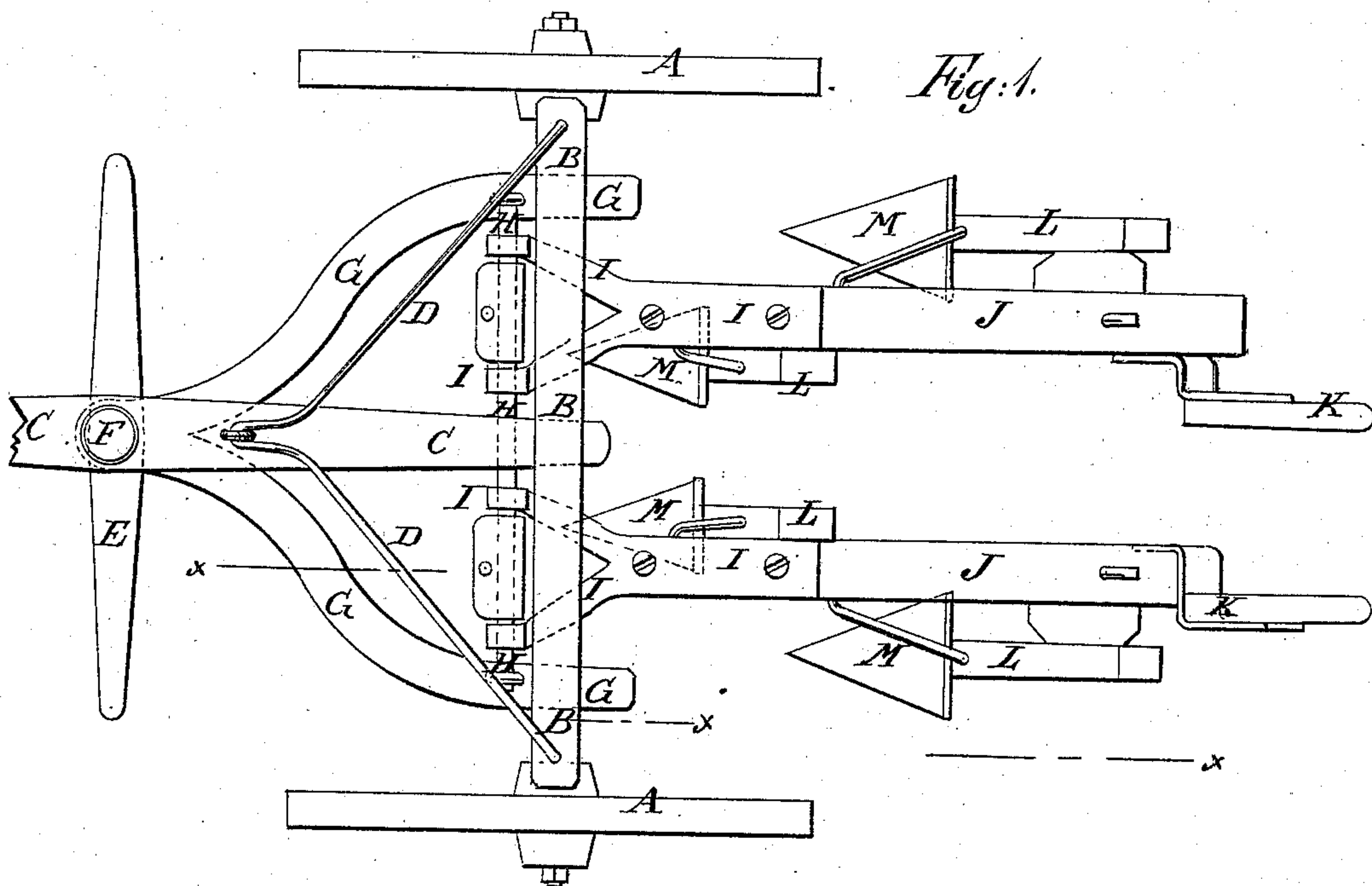


J. M. MITCHELL.  
Cultivator.

**No. 215,385.**

**Patented May 13, 1879.**



WITNESSES:

Chas. Viola  
C. Selgwick

INVENTOR:

INVENTOR:  
J. M. Mitchell  
BY Munroe  
ATTORNEYS.

# UNITED STATES PATENT OFFICE.

JAMES M. MITCHELL, OF POINT PETER, ARKANSAS.

## IMPROVEMENT IN CULTIVATORS.

Specification forming part of Letters Patent No. **215,385**, dated May 13, 1879; application filed August 27, 1878.

*To all whom it may concern:*

Be it known that I, JAMES MILTON MITCHELL, of Point Peter, in the county of Searcy and State of Arkansas, have invented a new and useful Improvement in Cultivators, of which the following is a specification.

Figure 1 is a top view of a cultivator to which my improvement has been applied. Fig. 2 is a vertical section taken through the broken line *x x x*, Fig. 1. Fig. 3 is a detail view, showing a modification of the same.

Similar letters of reference indicate corresponding parts.

The object of this invention is to furnish an improved device for connecting the plow-beams to the axle and tongue of a cultivator, which shall be simple in construction, inexpensive in manufacture, and effective in use.

The invention will first be described in connection with the drawings, and then pointed out in the claim.

A are the wheels, which revolve upon the crank-arms of the axle B. The middle or horizontal part of the axle B is slotted longitudinally, or is made double, and to it, in the center of the said slot, is secured the end of the tongue C.

The connection between the axle B and the tongue C is strengthened by a V-shaped brace, D, the ends of which are secured to the ends of the horizontal part of the axle B, and its angle is secured to the tongue C.

E is the double-tree, which is pivoted to the tongue C by a bolt, F. To the bolt F, below the tongue C, is pivoted the angle of a V-shaped bar, G, the ends of which are bent upward and then rearward, and are placed in

the slot of the axle B, or upon said axle when made without a slot.

In the lower angles of the arms of the bar G is secured a rod, H, which passes through eyes in the branched forward ends of the bars I. The rear ends of the bars I are bolted to the upper sides of the forward ends of the plow-beams J, which are provided with handles K, standards L, and plows M, in the usual way.

The eyes of the branched bars I are kept in place upon the rod H by eye-straps N, the eyes of which are notched to receive the eyes of the said branched bars I.

The shanks of the eye-straps N have holes formed in them, to receive the bolts or pins by which they are secured to the bar O. The bar O is secured to the arms of the V-bar G just in front of the rod H.

Several holes are formed in the bar O, to receive the pins or bolts of the eye-straps N, so that the plow-beams may be adjusted wider apart or closer together, as may be required.

Having thus described my invention, I claim as new and desire to secure by Letters Patent—

The combination, in a cultivator, of the V-shaped bar G, slotted axle B, bar O, provided with a number of holes, the rod H, the branched bars I, and the eye-straps N, whereby the bars I are held in position on the rod H, substantially as and for the purpose specified.

JAMES MILTON MITCHELL.

Witnesses:

H. M. TRUETT,  
D. P. RUFF, Jr.