


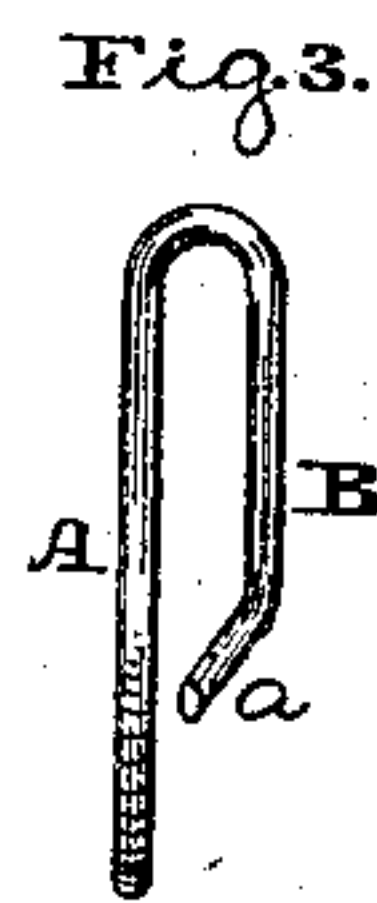
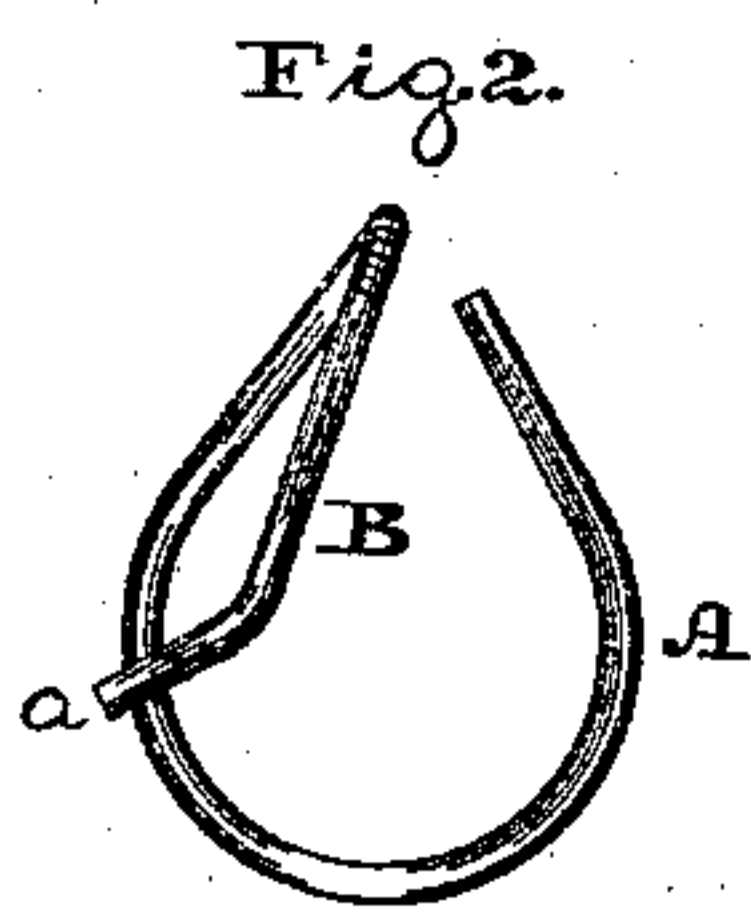
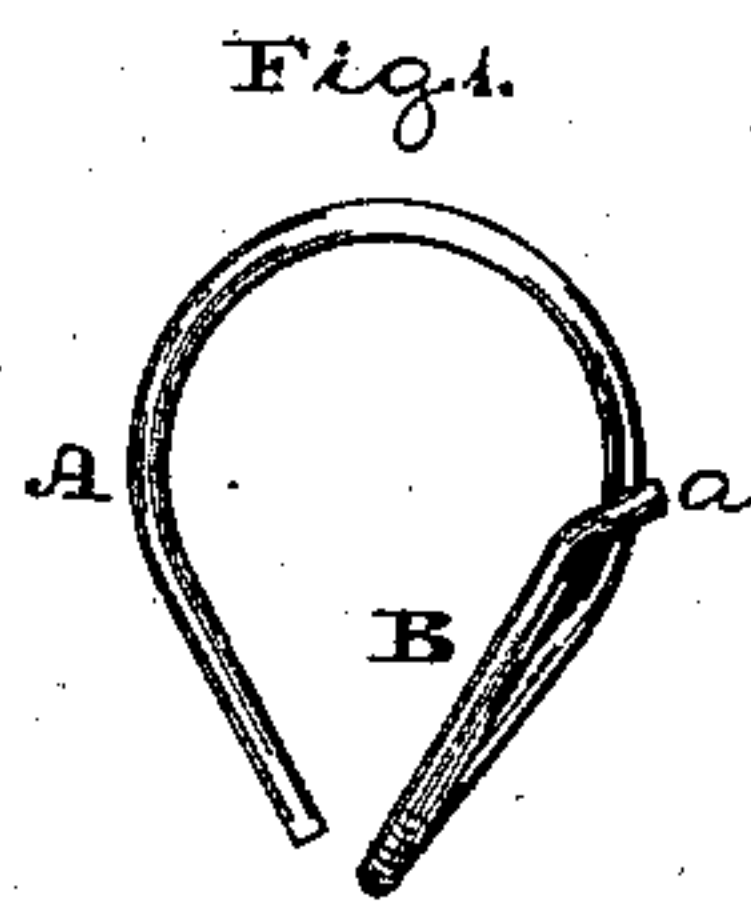


I. FINE.  
Suspension Ring and Hook.

No. 215,340.

Patented May 13, 1879.



Witnesses:

W. P. Grant,  
W. A. Fisher

Inventor:

Isaac Fine,

by John A. Diederichsen  
ATTORNEY.

# UNITED STATES PATENT OFFICE.

## REISSUED

ISAAC FINE, OF PHILADELPHIA, PENNSYLVANIA, ASSIGNOR TO E. M. FINE,  
OF SAME PLACE.

### IMPROVEMENT IN SUSPENSION RINGS AND HOOKS.

Specification forming part of Letters Patent No. **215,340**, dated May 13, 1879; application filed  
February 4, 1879.

*To all whom it may concern:*

Be it known that I, ISAAC FINE, of the city and county of Philadelphia, and State of Pennsylvania, have invented a new and useful Improvement in Suspension Rings or Hooks, which improvement is fully set forth in the following specification and accompanying drawings, in which—

Figures 1 and 2 are face views of the ring embodying my invention. Fig. 3 is a side view thereof. Figs. 4, 5, and 6 are views illustrating the application and operation of the ring.

Similar letters of reference indicate corresponding parts in the several figures.

My invention relates to a device for suspending or hanging pamphlets, cards, &c.; and consists of a metallic ring, to be fitted on a nail, or otherwise secured, and a loop, from which the pamphlet is suspended, said loop being turned up from the body of the ring and having a locking end, the construction being such that the ring portion is unobstructed for the reception of the nail, pin, &c. The pamphlet cannot disengage itself from the loop, and the entire device may be folded within the confines of the pamphlet.

Referring to the drawings, A represents a ring formed of a piece of wire, from the body of which is turned up a loop, B, occupying a position near one portion or length of the ring, with an intervening space. The end of the loop is bent laterally, as at *a*, so as to approach the ring and close the adjacent intervening space.

The operation is as follows: The loop B is inserted in an opening in the corner, or elsewhere, of the pamphlet, card, &c., so that the pamphlet hangs on the bottom bend of the loop. The ring A stands uppermost, and is unobstructed, whereby it may be fitted on a nail, pin, or otherwise secured, and thus suspend the pamphlet, as in Fig. 4.

When the pamphlet is taken down the ring remains connected thereto, as the end *a* of the loop forms, in a measure, a lock for said end, whereby the pamphlet is prevented from

slipping off the loop. The ring A, though swung around, may again be suspended by simply hooking it over the head of the nail, the ring quickly righting itself.

When pamphlets, &c., are to be laid in numbers or bundles for transportation or packing, the ring will be swung from the position shown in Figs. 1, 4, and 5, so as to come in contact with the pamphlet, as shown in Figs. 2, 3, and 6, in which position the ring rests flat against one side of the pamphlet, and the loop is on the opposite side thereof, the end *a* approximating the back of the pamphlet, so that the weight of the superimposed pamphlets causes the loop to yield, which is permitted by the uncontrolled end *a*, whereby there will be no material increase in the thickness of the bundle of pamphlets, and at the same time binds the pamphlets together, thereby affording a neat, inexpensive, and desirable method of fastening pamphlets in bundles when they are intended to be shipped and afterward used for distribution.

It will be noticed that the loop B is turned up so as to be almost parallel to the side of the loop. This materially increases the utility of this invention for the purpose just indicated.

Moreover, the ring and loop fold within, or nearly within, the confines of the pamphlet, &c., whereby the latter may be nicely packed without material projection of the rings or loops.

Having thus described my invention, what I claim as new, and desire to secure by Letters Patent, is—

The ring A, formed with a loop, B, turned up from the body thereof, and having a locking end, *a*, bent as shown, all constructed and operating as herein described, and forming an improvement in suspension-hooks, as stated.

ISAAC FINE.

Witnesses:

JOHN A. WIEDERSHEIM,  
H. E. GARSED.