

J. BRISON.
Toy-Pistol.

No. 215,317.

Patented May 13, 1879.

Fig. 1

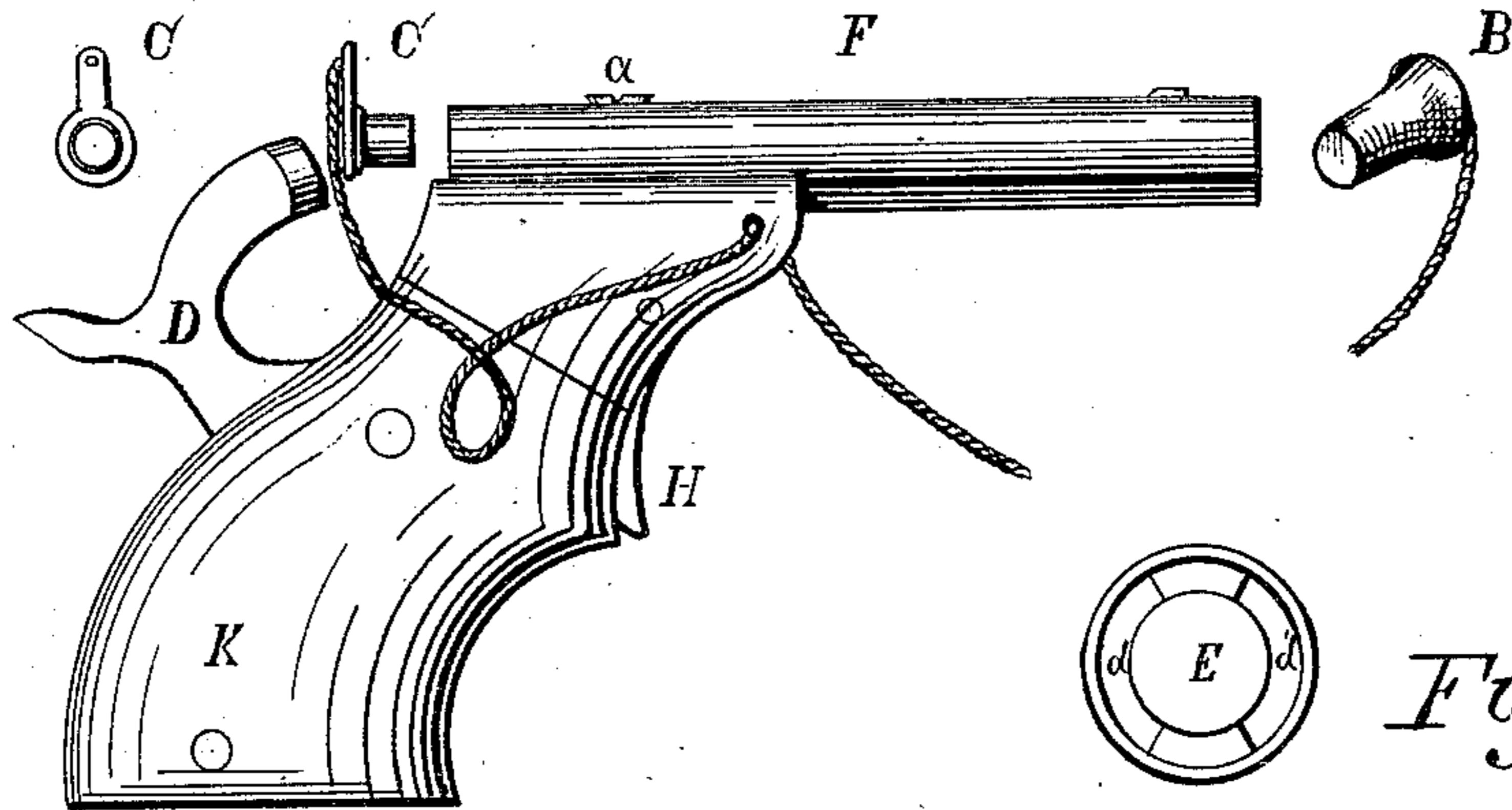


Fig. 3.

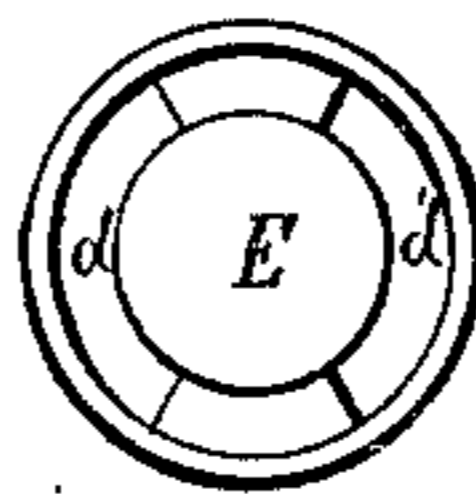


Fig. 2.

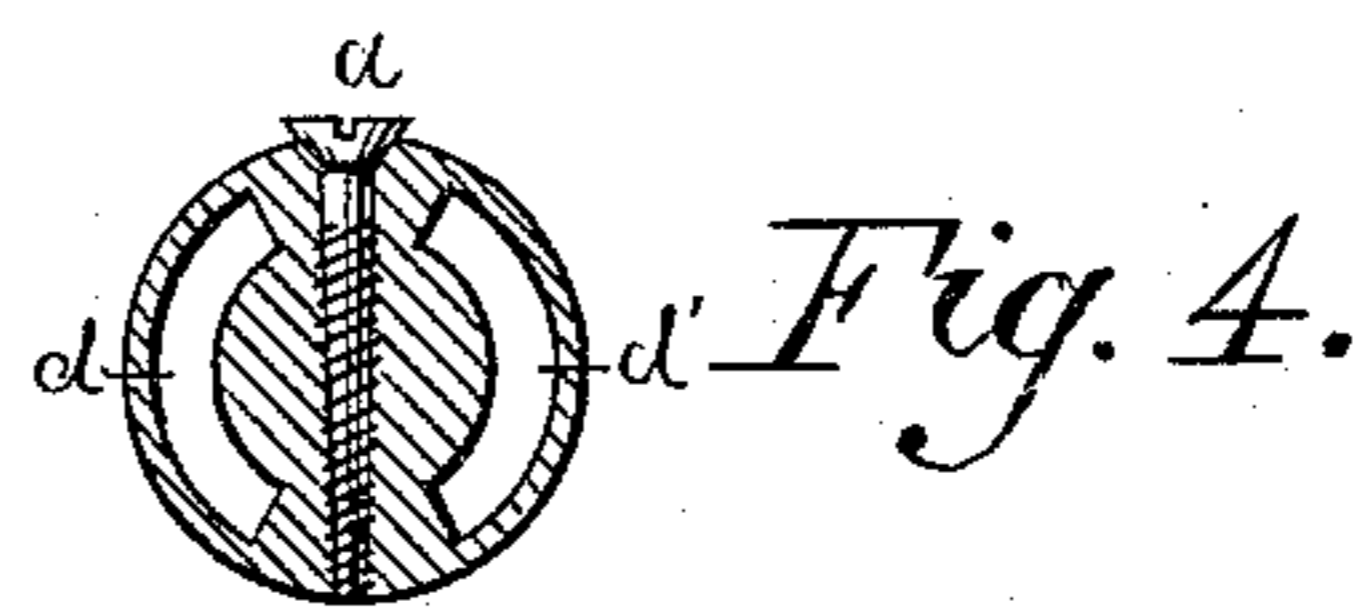
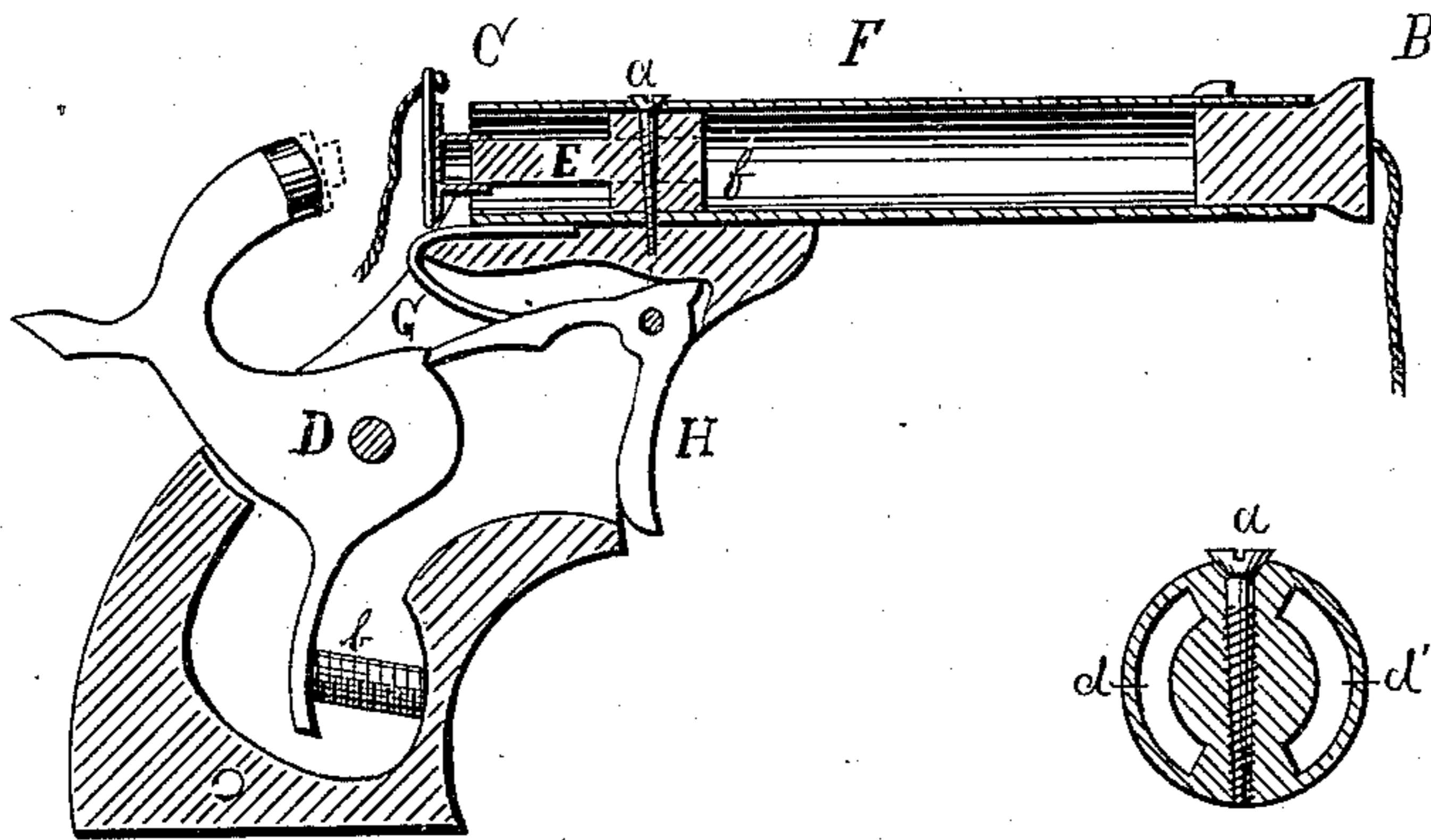


Fig. 4.

WITNESSES.

W H Brown
F H McLean

INVENTOR.

Joseph Brison.
By Howard Bros
his Attorneys.

UNITED STATES PATENT OFFICE.

JOSEPH BRISON, OF WHEELING, WEST VIRGINIA, ASSIGNOR OF ONE-HALF
HIS RIGHT TO EDGAR F. HAY, OF SAME PLACE.

IMPROVEMENT IN TOY PISTOLS.

Specification forming part of Letters Patent No. **215,317**, dated May 13, 1879; application filed
January 24, 1879.

To all whom it may concern:

Be it known that I, JOSEPH BRISON, of Wheeling, in the county of Ohio and State of West Virginia, have invented certain new and useful Improvements in Toy Pistols; and I do hereby declare that the following is a full, clear, and exact description of the invention, which will enable others skilled in the art to which it appertains to make and use the same, reference being had to the accompanying drawings, and to letters of reference marked thereon, which form a part of this specification.

The object of my invention is to project a missile from the barrel of the pistol by means of the explosive force of a cap.

In the drawings, Figure 1 is a side view of the pistol. Fig. 2 is a central longitudinal section; Figs. 3 and 4, transverse sections.

The letter F designates the barrel; K, the stock; D, the hammer; *b*, spiral spring to operate the same; H, trigger; G, bent spring; E, metal pintle or core, centrally located in barrel of pistol, having a head, *f*, at one end, of the same size of the bore of the barrel, and secured to the same with a screw at *a*, the groove in the screw-head serving as a hind sight for the barrel. The head *f* is provided with openings *d d'*, to permit communication with both ends of the barrel.

C is a cartridge-case, made to fit loosely over the pintle E, and cover the annular space between the pintle and the barrel by means of a projecting cap, which fits against the end of the barrel. This case is attached by a cord to the handle of the pistol. B is a stopper, also secured to the pistol-stock by a cord, preferably elastic.

The mode of operation is as follows: A suitable explosive—such, for instance, as a ful-

minate mounted on paper or cloth, known to the trade as "paper caps"—is placed in the case C. The case is then put on the pintle E and pushed down until the end of the barrel is closed, after which operation the stopper is put in the end of the barrel, and the pistol is ready to be discharged, which is done in the usual manner. The hammer strikes the end of the case C and explodes the fulminate, the explosive force of which drives out the stopper B at the end of the barrel.

It is obvious that the end of the hammer could be constructed, as shown by the dotted lines on the drawings, to hold the paper cap, and serve the same purpose as the case C, and such construction I intend as a modification of my invention.

The core or pintle E can also be made hollow in the direction of its length, instead of the openings *d d'* in the head *f*, as shown, and the case and barrel can be cast in one piece, if so desired.

Having described my invention, what I claim, and desire to secure by Letters Patent, is—

In a toy pistol, the combination of the open-ended barrel F, having a central core or pintle, E, provided with openings *d d'* through its head *f*, and the cap-case C, adapted to fit into and upon the end of the barrel, substantially as herein shown, and for the purposes described.

In testimony that I claim the foregoing as my own I hereby affix my signature in presence of two witnesses.

JOSEPH BRISON.

Witnesses:

W. H. BROWN,
F. W. MCLEAN.